



Lead Free Savannah

A summary of the City of Savannah's response to EPA's new Lead and Copper Rules

History of Lead in USA

Greek philosophers, scientists, and US Presidents have known about the hazards of lead. The history of lead in America is very lengthy because it was used in so many things from paint, gasoline, piping, canning etc. Regulation of lead began with the passing of the Clean Air Act and the creation of the EPA.

- 1970 Clean Air Act began regulating lead
- 1973 Clean Air Act required availability of one nonleaded gasoline option
- 1978 Lead banned in residential paint
- 1986 Safe Drinking Water Act banned lead from plumbing materials
- 1994 EPA adopted Lead and Copper Rules for drinking water
- 1996 EPA bans use of lead in all gasoline
- 2021 EPA revised Lead and Copper rules for drinking water

Use this resource for more details on the timeline on lead:

https://www.biologicaldiversity.org/campaigns/get_the_lead_out/timeline.html

How does lead get into drinking water?

<https://youtu.be/PqFHrae92OM>



The goal of EPA's revisions to the Lead and Copper Rules is to remove lead from drinking water pipes, plumbing and fixtures. To obtain this goal water systems must do the following:

- Complete an inventory of all public and private water service lines. This inventory will be made available to the public
- Increase education and outreach to the public.
- Complete water testing at all elementary schools and middle schools.
- Complete water testing at all registered daycares (20% annually).
- Create a lead service line replacement program.
- Create action plan and notifications in conjunction with testing protocols.

What is the City doing?

The City of Savannah Water Resources Division has a plan to complete all requirements of EPA's Lead and Copper Rule revisions. To date a team is gathering information, making plans, assigning tasks, and setting completion dates. This team will need the community's help!





- We will need help with crowdsourcing and identifying private water service line materials. [We are developing a website for public use that will identify materials.](#)
- We will need help coordinating with all elementary and middle schools with access for testing. [We have a database for all schools and the year built in our service area. We have been working with SCCPSS this summer to complete plumbing profiles in older schools. We will be communicating with all schools to create a schedule to collect water samples. We are building a public website that will provide the schedule and testing results for all schools within our service area.](#)
- We will need help from daycare centers with access for testing. [We have a database of all daycares in our service area who have registered with the state of Georgia in 2020. We will be contacting each daycare to create a schedule to collect water samples. We are building a public website that will provide the schedule and testing results for all daycares in our service area.](#)

Resources

Visual scratch testing

Lead is a dull gray color and very soft. If scraped with a key it will turn a bright silver color. Even a very strong magnet will not stick to lead.

DC Water: Understanding your Water Service Pipe

<p>Types of water pipes Follow the guidance below or contact a licensed plumber to determine the material of your water pipes. To identify the material of your service pipe material on private property, check your household water service connection, typically located in the basement.</p> <p>Homeowners should identify and replace old household pipes, particularly galvanized plumbing and sources of lead. The type of household plumbing can vary throughout your household.</p>	<p>Lead  A dull, silver-gray color that is easily scratched with a coin. Use a magnet - strong magnets will not cling to lead pipes.</p> <p>Galvanized  A dull, silver-gray color. Use a magnet - strong magnets will typically cling to galvanized pipes.</p> <p>Copper  The color of a copper penny.</p> <p>Plastic  White, rigid pipe that is joined to water supply piping with a clamp.</p>
---	--

Source: DC Water

[How to determine if you have lead pipes](#)

Link to National Public Radio App for lead pipe identification.

The City of Savannah has been testing for lead in drinking water since 1991. Because of our historic low levels we are only required to test for lead every 3 years. The test results for your water system can be found here:

[Savannah Water Quality Report](#)

For more information about the City of Savannah Water Resources response contact [Lead Free Savannah](#)