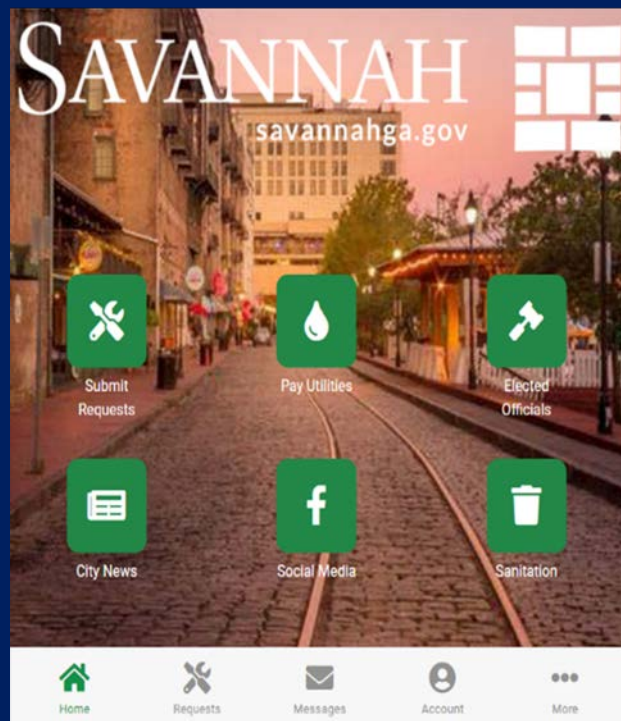




SAV311 HOW-TO-GUIDE



CITY OF SAVANNAH - Call Us at 311 or (912) 651-6565 for Help!

SAV311

HOW-TO-GUIDE

CONTENTS

Accessing SAV311 App.....	2
Creating an Account.....	2
Submit Requests.....	3
Access Messages.....	8
Search Nearby Requests.....	9

Accessing SAV311 App

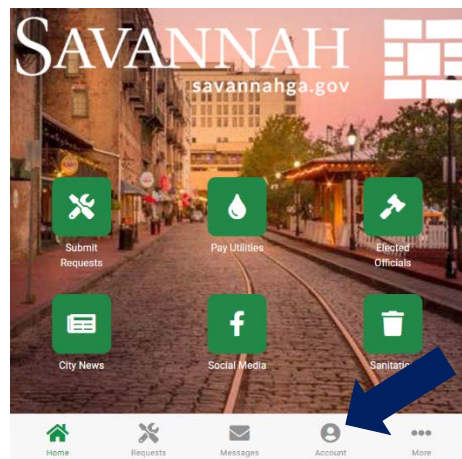
1. **Download** SAV311 (with no spaces) on an Android or Apple device.



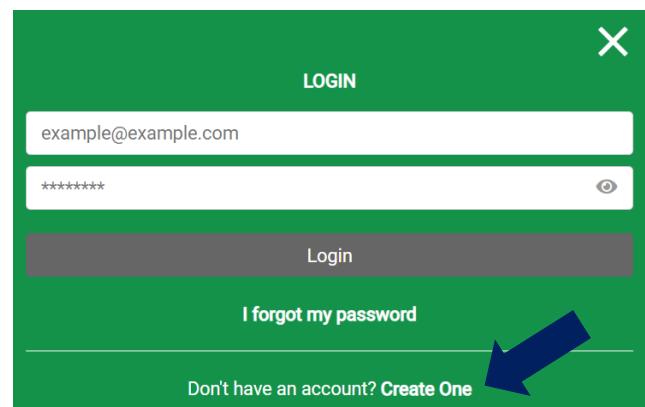
2. **Open** App

Creating an Account

1. Click the **Account** icon

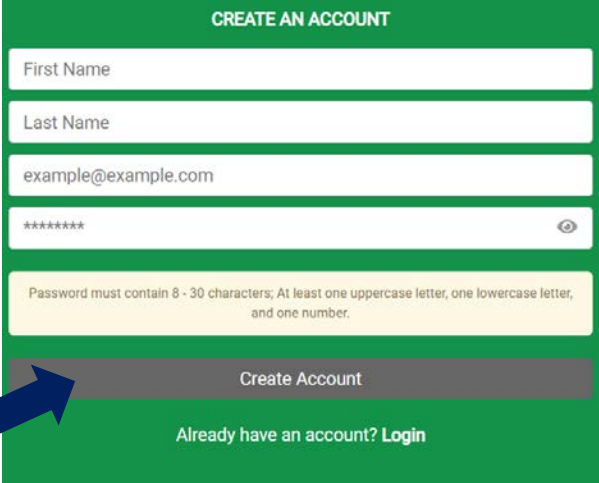


2. Click **Don't have an account? Create One**



SAV311 HOW-TO-GUIDE

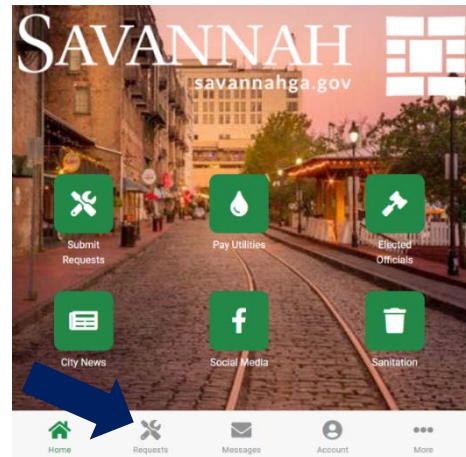
3. Enter your preferred **login credentials** (First Name, Last Name, email address, and password)



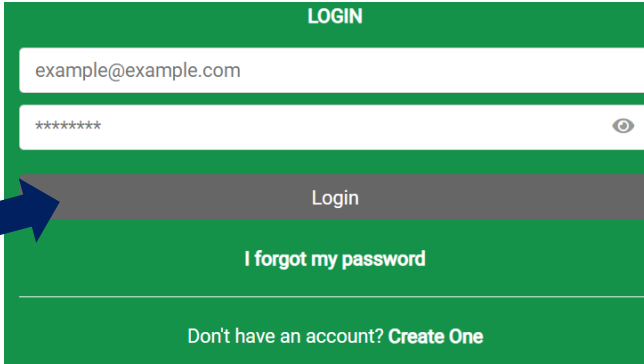
4. Click **Create Account**

Submit Requests

1. Click the **Requests** icon



2. Login with your SAV311 **credentials** or create an account (see instructions above)



3. Click **Login**

SAV311 HOW-TO-GUIDE

4. Select a **Report Type** – Click on a category that describes the general nature of your request. Then select a more detailed description of your request.

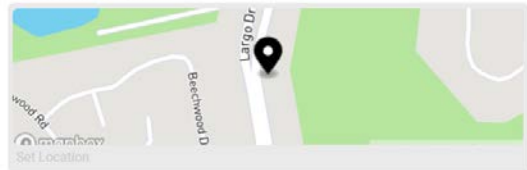
For example: If you would like to request a new garbage container, select Garbage Issue, then select Garbage Container – New Request

Service Requests

Submit a request

Select a Report Type: >

Where is the request?



Tell us more details >

Add photos, videos, or audio



Keep this request confidential (Optional)

SUBMIT

Select General Category

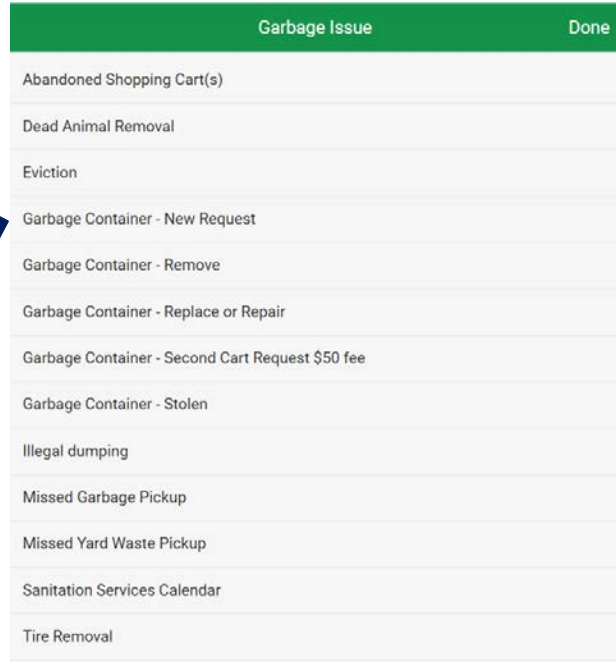
(In this example, we will select Garbage Issue)

Select a Report Type:	Done
Cemetery Issue	>
Commercial Dumpster Issue	>
Garbage Issue	>
Park, Tree or Greenscape Issue	>
Property, Vehicle or Zoning Issue	>
Recreation Facility Issue	>
Recycling or Litter Issue	>
Stormwater Issue	>
Street Cleaning Issue	>
Street or Sidewalk Issue	>
Traffic or Lighting Issue	>

SAV311 HOW-TO-GUIDE

Select Specific Category

(In this example, we will select Garbage Container – New Request)



Garbage Issue	Done
Abandoned Shopping Cart(s)	
Dead Animal Removal	
Eviction	
Garbage Container - New Request	
Garbage Container - Remove	
Garbage Container - Replace or Repair	
Garbage Container - Second Cart Request \$50 fee	
Garbage Container - Stolen	
Illegal dumping	
Missed Garbage Pickup	
Missed Yard Waste Pickup	
Sanitation Services Calendar	
Tire Removal	

5. Tap on the map to enter a location

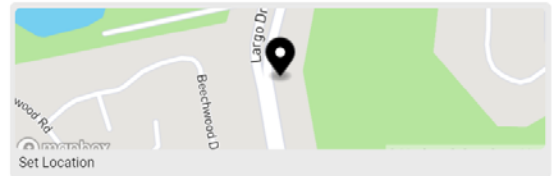
Service Requests

Submit a request

Select a Report Type: >

Garbage Container - New Request

Where is the request?



Tell us more details >

Add photos, videos, or audio



Keep this request confidential
(Optional)

SUBMIT

Questions or Concerns? Call us at 311 or (912) 651-6565 for help.
City of Savannah, Georgia

SAV311 HOW-TO-GUIDE

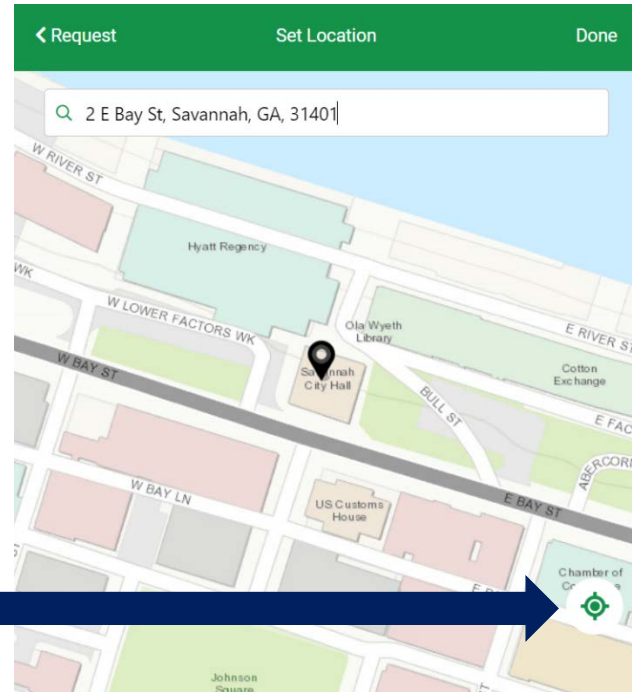
6. Enter the **location** of the issue by entering the exact address or tapping on an area on the map.

Address Format

Specific Address or Closest Address

Coming Soon: Intersections, Points of Interests, Blocks

*Note: To use the **LOCATOR ICON** to automatically enter your current location, you must allow the app permission to access your location. Follow instructions on your device to enable location services.*



7. Click **Done**

Service Requests

Submit a request

Select a Report Type: >
Garbage Container - New Request

Where is the request?

Set Location

8. Click **Tell us more details**. Enter specific details regarding the issue to ensure a timely response to your request.

Tell us more details >

Add photos, videos, or audio

Keep this request confidential (Optional)

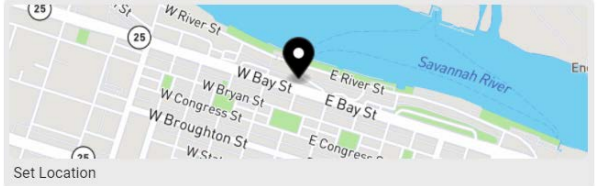
SUBMIT

9. Optional: Add **photos, videos, or audio** files.


Service Requests

Submit a request

Select a Report Type: >
Garbage Container - New Request

Where is the request?

Set Location

Tell us more details >

Add photos, videos, or audio


Keep this request confidential
(Optional)

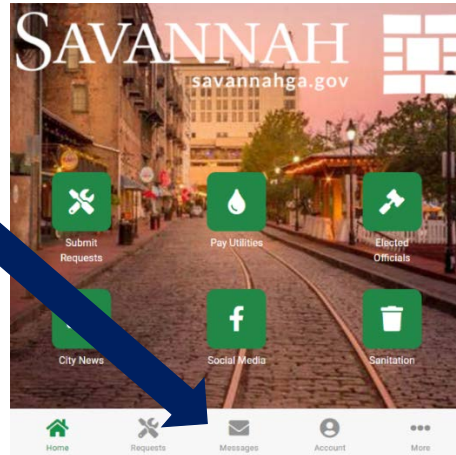
SUBMIT

10. Optional: Select **keep this confidential** (if you do not want to make your request public)

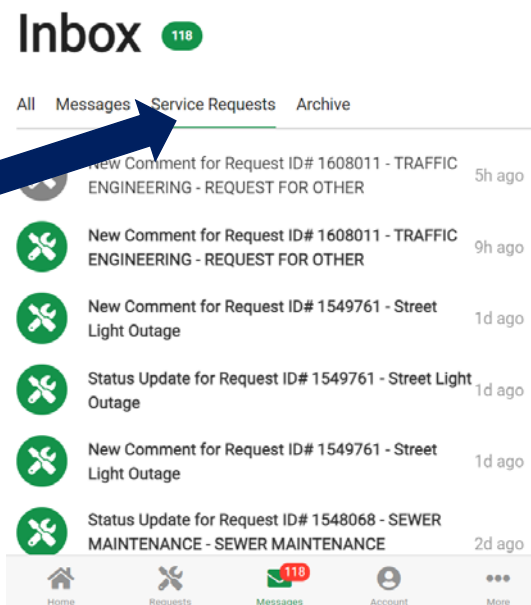
11. Click **Submit**

Access Messages

1. Click **Messages**



2. Click **Service Requests**



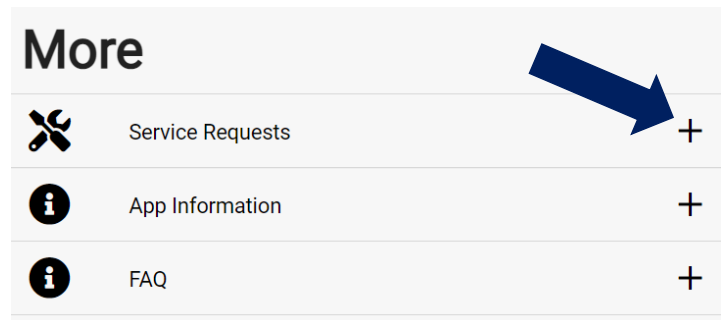
3. Select a **message** to view request details and/or status updates

Search Nearby Requests

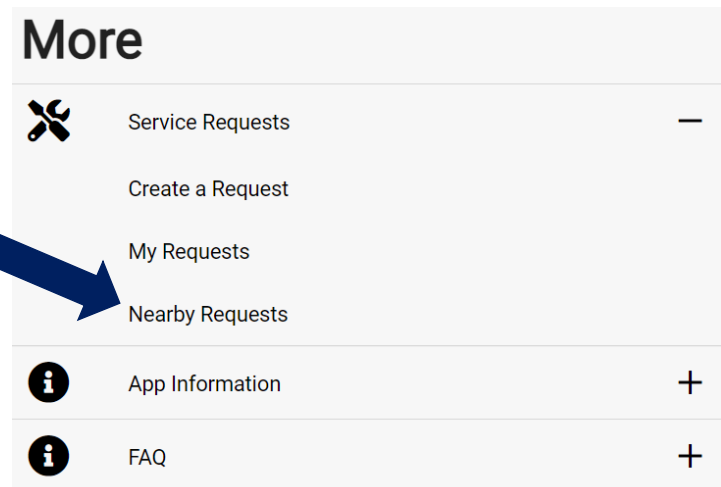
1. Click More



2. Click the + by Service Requests



3. Click Nearby Requests



4. Enter a location to search nearby requests

