



# COMPSTAT TOTAL JURISDICTION Week Ending 01/20/18

**PATROL COMMANDER:**  
MAJOR RICHARD ZAPAL



	Week Ending 01/20/18	Week Ending 01/13/18	Weekly Avg 2017	28-Day Ending 01/20/18	28-Day Ending 12/23/17	Avg 28-Day 2017	YTD 2018	YTD 2017	YTD 2016	Change 17 to 18	Change vs. 2016
HOMICIDE	0	0	1	1	1	3	0	3	2	-3	-2
RAPE (11A) *	2	0	1	3	3	5	3	2	6	1	-3
RAPE (11B & 11C) *	0	0	1	0	1	6	0	6	0	-6	0
COMMERCIAL ROBBERY	0	2	2	4	6	9	2	2	5	0	-3
STREET ROBBERY	2	5	5	19	15	19	13	11	25	2	-12
RESIDENTIAL ROBBERY	1	1	1	3	1	2	3	3	1	0	2
AGG ASSAULT w/ GUN	1	3	5	11	24	22	9	16	11	-7	-2
AGG ASSAULT w/o GUN	3	8	6	20	19	25	12	11	14	1	-2
<b>TOTAL VIOLENT</b>	<b>9</b>	<b>19</b>	<b>22</b>	<b>61</b>	<b>70</b>	<b>89</b>	<b>42</b>	<b>54</b>	<b>64</b>	<b>-22%</b>	<b>-34%</b>
COMMERCIAL BURGLARY	3	3	4	16	27	18	10	9	16	1	-6
RESIDENTIAL BURGLARY	12	20	21	58	61	85	43	60	91	-17	-48
SUDDEN SNATCHING	0	6	2	8	2	8	8	3	0	5	8
SHOPLIFTING	25	25	34	106	141	135	68	104	98	-36	-30
THEFT FROM VEHICLE	29	31	40	95	167	162	75	125	129	-50	-54
THEFT FROM YARD	9	12	16	42	59	62	25	49	49	-24	-24
THEFT FROM BLDG	26	19	20	86	56	81	62	51	49	11	13
OTHER LARCENY	7	4	4	17	20	17	13	16	9	-3	4
AUTO THEFT	18	11	18	61	83	73	44	48	47	-4	-3
<b>TOTAL PROPERTY</b>	<b>129</b>	<b>131</b>	<b>160</b>	<b>489</b>	<b>616</b>	<b>640</b>	<b>348</b>	<b>465</b>	<b>488</b>	<b>-25%</b>	<b>-29%</b>
<b>TOTAL PART I</b>	<b>138</b>	<b>150</b>	<b>182</b>	<b>550</b>	<b>686</b>	<b>729</b>	<b>390</b>	<b>519</b>	<b>552</b>	<b>-25%</b>	<b>-29%</b>

Difference from Last Year	-129	Last Week	Year-to-Date
At-Fault Police Vehicle Accidents		0	3
Not At-Fault Police Vehicle Accidents		2	9
<b>Total Police Vehicle Accidents</b>		<b>2</b>	<b>12</b>

Statistics are based on UCR criteria, not GA Criminal Code, and are preliminary, based on RMS data at the time prepared, and are subject to change.

Cell Shading: white is within 0.6 standard deviation of the mean; red is above; green is below.

\* Code 11A is the pre-2016 definition of rape; Codes 11B and 11C are by federal mandate in 2016.

Citizen Initiated Calls	Ending 01/20/18	Ending 01/13/18	Avg 2017	Ending 01/20/18	Ending 12/23/17	28-Day 2017	YTD 2018	YTD 2017	YTD 2016	Change 17 to 18	Change vs. 2016
Midnight Shift	388	424	534	1698	1759	2136	1316	1636	1463	-320	-147
Day Shift	973	1082	1223	4083	4330	4891	3277	3648	3296	-371	-19
Afternoon Shift	1030	992	1305	4065	4305	5220	3089	3711	3278	-622	-189
<b>TOTAL CITIZEN CFS</b>	<b>2391</b>	<b>2498</b>	<b>3062</b>	<b>9846</b>	<b>10394</b>	<b>12246</b>	<b>7682</b>	<b>8995</b>	<b>8037</b>	<b>-14.6%</b>	<b>-4.4%</b>
53S ShotSpotter Calls	22	13	19	114	67	77	89	106	76	-17	13
Sig 53 Shots Fired Calls	42	41	52	250	169	208	156	197	217	-41	-61



# Unincorporated Chatham County

## Week Ending 01/20/18

**PATROL COMMANDER:**  
**MAJOR RICHARD ZAPAL**



	Week Ending 01/20/18	Week Ending 01/13/18	Weekly Avg 2017	28-Day Ending 01/20/18	28-Day Ending 12/23/17	Avg 28-Day 2017	YTD 2018	YTD 2017	YTD 2016	Change 17 to 18	Change vs. 2016
<b>HOMICIDE</b>	0	0	0.1	0	0	0.5	0	2	0	-2	0
<b>RAPE (11A) *</b>	1	0	0.1	1	1	0.5	1	0	1	1	0
<b>RAPE (11B &amp; 11C) *</b>	0	0	0.3	0	0	1.1	0	2	0	-2	0
<b>COMMERCIAL ROBBERY</b>	0	0	0.2	0	1	0.9	0	0	2	0	-2
<b>STREET ROBBERY</b>	1	0	0.5	1	3	2.1	1	0	1	1	0
<b>RESIDENTIAL ROBBERY</b>	0	1	0.2	1	0	0.8	1	1	0	0	1
<b>AGG ASSAULT w/ GUN</b>	1	0	0.8	1	3	3.2	1	1	1	0	0
<b>AGG ASSAULT w/o GUN</b>	0	2	0.8	3	0	3.1	2	2	3	0	-1
<b>TOTAL VIOLENT</b>	3	3	3.0	7	8	12.2	6	8	8	-25%	-25%
<b>COMMERCIAL BURGLARY</b>	0	2	0.7	3	5	2.7	2	1	2	1	0
<b>RESIDENTIAL BURGLARY</b>	2	4	6.7	12	10	26.7	8	20	18	-12	-10
<b>SUDDEN SNATCHING</b>	0	2	0.3	2	1	1.1	2	0	0	2	2
<b>SHOPLIFTING</b>	1	3	6.1	16	26	24.4	7	21	24	-14	-17
<b>THEFT FROM VEHICLE</b>	10	11	7.1	34	36	28.3	28	20	30	8	-2
<b>THEFT FROM YARD</b>	3	2	2.8	6	10	11.1	5	6	9	-1	-4
<b>THEFT FROM BLDG</b>	5	4	3.8	22	15	15.1	13	18	10	-5	3
<b>OTHER LARCENY</b>	4	2	0.9	7	4	3.7	6	3	6	3	0
<b>AUTO THEFT</b>	1	4	3.0	16	16	12.2	9	8	4	1	5
<b>TOTAL PROPERTY</b>	26	34	31.3	118	123	125.3	80	97	103	-18%	-22%
<b>TOTAL PART I</b>	29	37	34.4	125	131	137.5	86	105	111	-18%	-23%

Statistics are based on UCR criteria, not GA Criminal Code.

**Difference from Last Year -19**

Statistics are preliminary, based on RMS data at the time prepared, and are subject to change due to late reports, reclassifications, updated locations, etc.

Cell Shading: white is within 0.6 standard deviation of the mean; red is above; green is below.

\* Rape Code 11A is the historical definition of rape; Rape Codes 11B and 11C are those moved from Part II to Part I status in accordance with federal mandate.

<b>Shots Fired Calls</b>	Week Ending 01/20/18	Week Ending 01/13/18	Weekly Avg 2017	28-Day Ending 01/20/18	28-Day Ending 12/23/17	Avg 28-Day 2017	YTD 2018	YTD 2017	YTD 2016	Change 17 to 18	Change vs. 2016
<b>53S ShotSpotter Calls</b>	0	0	0.0	0	0	0.0	0	0	0	0	0
<b>Sig 53 Shots Fired Calls</b>	14	13	11.3	74	28	45.1	38	45	50	-7	-12



# City of Savannah Only

## Week Ending 01/20/18

**PATROL COMMANDER:**  
**MAJOR RICHARD ZAPAL**



	Week Ending 01/20/18	Week Ending 01/13/18	Weekly Avg 2017	28-Day Ending 01/20/18	28-Day Ending 12/23/17	Avg 28-Day 2017	YTD 2018	YTD 2017	YTD 2016	Change 17 to 18	Change vs. 2016
<b>HOMICIDE</b>	0	0	1	1	1	2	0	1	2	-1	-2
<b>RAPE (11A) *</b>	1	0	1	2	2	4	2	2	5	0	-3
<b>RAPE (11B &amp; 11C) *</b>	0	0	1	0	1	5	0	4	0	-4	0
<b>COMMERCIAL ROBBERY</b>	0	2	2	4	5	8	2	2	3	0	-1
<b>STREET ROBBERY</b>	1	5	4	18	12	16	12	11	24	1	-12
<b>RESIDENTIAL ROBBERY</b>	1	0	0	2	1	1	2	2	1	0	1
<b>AGG ASSAULT w/ GUN</b>	0	3	5	10	21	18	8	15	10	-7	-2
<b>AGG ASSAULT w/o GUN</b>	3	6	5	17	19	22	10	9	11	1	-1
<b>TOTAL VIOLENT</b>	6	16	19	54	62	77	36	46	56	-22%	-36%
<b>COMMERCIAL BURGLARY</b>	3	1	4	13	22	15	8	8	14	0	-6
<b>RESIDENTIAL BURGLARY</b>	10	16	14	46	51	58	35	40	73	-5	-38
<b>SUDDEN SNATCHING</b>	0	4	2	6	1	7	6	3	0	3	6
<b>SHOPLIFTING</b>	24	22	28	90	115	111	61	83	74	-22	-13
<b>THEFT FROM VEHICLE</b>	19	20	33	61	131	134	47	105	99	-58	-52
<b>THEFT FROM YARD</b>	6	10	13	36	49	51	20	43	40	-23	-20
<b>THEFT FROM BLDG</b>	21	15	16	64	41	66	49	33	39	16	10
<b>OTHER LARCENY</b>	3	2	3	10	16	13	7	13	3	-6	4
<b>AUTO THEFT</b>	17	7	15	45	67	61	35	40	43	-5	-8
<b>TOTAL PROPERTY</b>	103	97	129	371	493	515	268	368	385	-27%	-30%
<b>TOTAL PART I</b>	109	113	148	425	555	592	304	414	441	-27%	-31%

**Difference from Last Year** -110

Statistics are based on UCR criteria, not GA Criminal Code.

Statistics are preliminary, based on RMS data at the time prepared, and are subject to change due to late reports, reclassifications, updated locations, etc.

Cell Shading: white is within 0.6 standard deviation of the mean; red is above; green is below.

\* Rape Code 11A is the historical definition of rape; Rape Codes 11B and 11C are those moved from Part II to Part I status in accordance with federal mandate.

<b>Shots Fired Calls</b>	Week Ending 01/20/18	Week Ending 01/13/18	Weekly Avg 2017	28-Day Ending 01/20/18	28-Day Ending 12/23/17	Avg 28-Day 2017	YTD 2018	YTD 2017	YTD 2016	Change 17 to 18	Change vs. 2016
<b>53S ShotSpotter Calls</b>	22	13	19.2	114	67	76.9	89	106	76	-17	13
<b>Sig 53 Shots Fired Calls</b>	28	28	40.7	176	141	163.0	118	152	167	-34	-49



# COMPSTAT WEST CHATHAM PRECINCT Week Ending 01/20/18

**PRECINCT COMMANDER:**  
CAPT. JOHN BEST



	Week Ending 01/20/18	Week Ending 01/13/18	Weekly Avg 2017	28-Day Ending 01/20/18	28-Day Ending 12/23/17	Avg 28-Day 2017	YTD 2018	YTD 2017	YTD 2016	Change 17 to 18	Change vs. 2016
<b>HOMICIDE</b>	0	0	0	0	0	0	0	1	0	-1	0
<b>RAPE (11A) *</b>	0	0	0	0	0	1	0	1	1	-1	-1
<b>RAPE (11B &amp; 11C) *</b>	0	0	0	0	0	1	0	2	0	-2	0
<b>COMMERCIAL ROBBERY</b>	0	0	0	1	1	1	0	0	1	0	-1
<b>STREET ROBBERY</b>	1	0	0	1	3	2	1	0	1	1	0
<b>RESIDENTIAL ROBBERY</b>	0	1	0	1	0	0	1	1	1	0	0
<b>AGG ASSAULT w/ GUN</b>	1	1	1	2	4	4	2	3	2	-1	0
<b>AGG ASSAULT w/o GUN</b>	0	3	1	4	3	4	3	3	3	0	0
<b>TOTAL VIOLENT</b>	2	5	4	9	11	14	7	11	9	-36%	-22%
<b>COMMERCIAL BURGLARY</b>	1	2	1	6	10	5	3	4	4	-1	-1
<b>RESIDENTIAL BURGLARY</b>	3	5	5	10	10	19	9	17	23	-8	-14
<b>SUDDEN SNATCHING</b>	0	1	0	1	0	1	1	1	0	0	1
<b>SHOPLIFTING</b>	1	5	3	13	22	14	7	16	7	-9	0
<b>THEFT FROM VEHICLE</b>	5	13	8	27	38	34	21	15	26	6	-5
<b>THEFT FROM YARD</b>	3	2	3	6	12	12	5	7	11	-2	-6
<b>THEFT FROM BLDG</b>	8	3	4	21	6	18	13	12	11	1	2
<b>OTHER LARCENY</b>	2	2	1	6	2	4	5	5	1	0	4
<b>AUTO THEFT</b>	5	3	5	16	19	19	11	8	2	3	9
<b>TOTAL PROPERTY</b>	28	36	31	106	119	123	75	85	85	-12%	-12%
<b>TOTAL PART I</b>	30	41	34	115	130	137	82	96	94	-15%	-13%

Statistics are based on UCR criteria, not GA Criminal Code, and are preliminary, based on RMS data at the time prepared, and are subject to change.

Cell Shading: white is within 0.6 standard deviation of the mean; red is above; green is below.

\* Code 11A is the pre-2016 definition of rape; Codes 11B and 11C are by federal mandate in 2016.

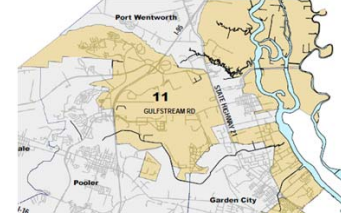
Difference from Last Year	-14	Last Week	Year-to-Date
At-Fault Police Vehicle Accidents		0	1
Not At-Fault Police Vehicle Accidents		0	2
Total Police Vehicle Accidents		0	3

Citizen Initiated Calls	Week Ending 01/20/18	Week Ending 01/13/18	Weekly Avg 2017	28-Day Ending 01/20/18	28-Day Ending 12/23/17	Avg 28-Day 2017	YTD 2018	YTD 2017	YTD 2016	Change 17 to 18	Change vs. 2016
<b>Midnight Shift</b>	104	96	114	413	459	455	297	287	310	10	-13
<b>Day Shift</b>	207	280	282	1003	1062	1127	749	714	738	35	11
<b>Afternoon Shift</b>	247	233	294	984	1064	1177	670	740	731	-70	-61
<b>TOTAL CITIZEN CFS</b>	558	558	690	2400	2585	2758	1716	1741	1779	-1.4%	-3.6%
<b>53S ShotSpotter Calls</b>	0	0	0	0	0	0	0	0	0	0	0
<b>Sig 53 Shots Fired Calls</b>	8	8	9	63	30	37	30	28	45	2	-15

# BEAT 11

## West Chatham Precinct

### Week Ending 01/20/18



	Last 4 Weeks				28 Days Ending 01/20/18	28 Day Average 2017	YTD 2018	YTD 2017	YTD 2016	Change 17 to 18	Change vs. 2016
	Ending 12/30/17	Ending 01/06/18	Ending 01/13/18	Ending 01/20/18							
HOMICIDE	0	0	0	0	0	0.0	0	0	0	0	0
RAPE (11A) *	0	0	0	0	0	0.1	0	0	0	0	0
RAPE (11B & 11C) *	0	0	0		0	0.1	0	0	0	0	0
COMMERCIAL ROBBERY	0	0	0	0	0	0.2	0	0	0	0	0
STREET ROBBERY	0	0	0	0	0	0.2	0	0	0	0	0
RESIDENTIAL ROBBERY	0	0	0	0	0	0.0	0	0	0	0	0
AGG ASSAULT w/ GUN	0	0	0	0	0	0.4	0	1	0	-1	0
AGG ASSAULT w/o GUN	0	0	1	0	1	0.5	1	1	1	0	0
<b>TOTAL VIOLENT</b>	<b>0</b>	<b>0</b>	<b>1</b>	<b>0</b>	<b>1</b>	<b>1.3</b>	<b>1</b>	<b>2</b>	<b>1</b>	<b>-50%</b>	<b>0%</b>
COMMERCIAL BURGLARY	0	0	0	0	0	0.8	0	1	0	-1	0
RESIDENTIAL BURGLARY	0	0	1	1	2	1.7	2	1	3	1	-1
SUDDEN SNATCHING	0	0	0	0	0	0.1	0	0	0	0	0
SHOPLIFTING	0	0	1	0	1	0.6	1	0	0	1	1
THEFT FROM VEHICLE	2	0	3	0	5	4.3	3	2	2	1	1
THEFT FROM YARD	0	0	0	1	1	2.1	1	3	3	-2	-2
THEFT FROM BLDG	0	0	0	2	2	4.3	2	0	2	2	0
OTHER LARCENY	0	1	0	0	1	0.5	1	1	0	0	1
AUTO THEFT	0	0	0	0	0	2.1	0	2	0	-2	0
<b>TOTAL PROPERTY</b>	<b>2</b>	<b>1</b>	<b>5</b>	<b>4</b>	<b>12</b>	<b>16.5</b>	<b>10</b>	<b>10</b>	<b>10</b>	<b>0%</b>	<b>0%</b>
<b>TOTAL PART I</b>	<b>2</b>	<b>1</b>	<b>6</b>	<b>4</b>	<b>13</b>	<b>17.8</b>	<b>11</b>	<b>12</b>	<b>11</b>	<b>-8%</b>	<b>0%</b>

Difference from Last Year -1

Statistics are based on UCR criteria, not GA Criminal Code.

\* Rape Code 11A is the historical definition of rape (aka Legacy Rape); Rape Codes 11B and 11C are those moved from Part II to Part I in 2017.

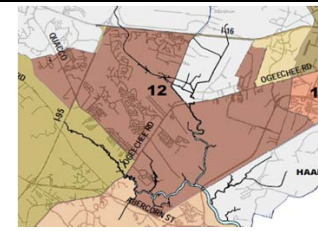
\* Rape Code 11A is the historical definition of rape; Rape Codes 11B and 11C are those moved from Part II to Part I status in accordance with federal mandate.

Shots Fired Calls	Week Ending 12/16/17	Week Ending 12/23/17	Week Ending 01/13/18	Week Ending 01/20/18	28 Days Ending 01/20/18	28 Day Average 2017	YTD 2018	YTD 2017	YTD 2016	Change 17 to 18	Change vs. 2016
	53S ShotSpotter Calls	0	0	0							
Sig 53 Shots Fired Calls	0	2	2	1	5	2.0	4	0	3	#DIV/0!	33%

# BEAT 12

## West Chatham Precinct

### Week Ending 01/20/18



	Last 4 Weeks				28 Days Ending 01/20/18	28 Day Average 2017	YTD 2018	YTD 2017	YTD 2016	Change 17 to 18	Change vs. 2016
	Ending 12/30/17	Ending 01/06/18	Ending 01/13/18	Ending 01/20/18							
HOMICIDE	0	0	0	0	0	0.1	0	0	0	0	0
RAPE (11A) *	0	0	0	0	0	0.4	0	0	0	0	0
RAPE (11B & 11C) *	0	0	0	0	0	0.6	0	0	0	0	0
COMMERCIAL ROBBERY	0	0	0	0	0	0.2	0	0	1	0	-1
STREET ROBBERY	0	0	0	1	1	0.3	1	0	1	1	0
RESIDENTIAL ROBBERY	0	0	1	0	1	0.1	1	0	0	1	1
AGG ASSAULT w/ GUN	0	0	0	1	1	0.8	1	0	0	1	1
AGG ASSAULT w/o GUN	0	0	1	0	1	1.2	1	1	1	0	0
<b>TOTAL VIOLENT</b>	<b>0</b>	<b>0</b>	<b>2</b>	<b>2</b>	<b>4</b>	<b>3.7</b>	<b>4</b>	<b>1</b>	<b>3</b>	<b>300%</b>	<b>33%</b>
COMMERCIAL BURGLARY	0	0	1	0	1	0.3	1	0	0	1	1
RESIDENTIAL BURGLARY	0	0	1	0	1	4.8	1	2	7	-1	-6
SUDDEN SNATCHING	0	0	0	0	0	0.0	0	0	0	0	0
SHOPLIFTING	0	1	1	0	2	1.8	1	2	3	-1	-2
THEFT FROM VEHICLE	2	1	2	1	6	8.5	4	2	7	2	-3
THEFT FROM YARD	0	0	1	2	3	2.1	3	1	2	2	1
THEFT FROM BLDG	3	1	0	1	5	3.4	2	3	2	-1	0
OTHER LARCENY	1	0	0	0	1	0.6	0	1	1	-1	-1
AUTO THEFT	1	1	1	1	4	3.0	2	1	0	1	2
<b>TOTAL PROPERTY</b>	<b>7</b>	<b>4</b>	<b>7</b>	<b>5</b>	<b>23</b>	<b>24.5</b>	<b>14</b>	<b>12</b>	<b>22</b>	<b>17%</b>	<b>-36%</b>
<b>TOTAL PART I</b>	<b>7</b>	<b>4</b>	<b>9</b>	<b>7</b>	<b>27</b>	<b>28.2</b>	<b>18</b>	<b>13</b>	<b>25</b>	<b>38%</b>	<b>-28%</b>

Difference from Last Year 5

Statistics are based on UCR criteria, not GA Criminal Code.

\* Rape Code 11A is the historical definition of rape (aka Legacy Rape); Rape Codes 11B and 11C are those moved from Part II to Part I in 2017.

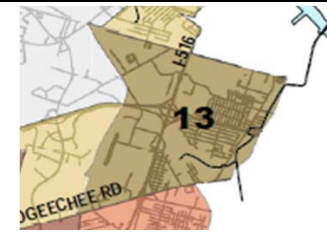
\* Rape Code 11A is the historical definition of rape; Rape Codes 11B and 11C are those moved from Part II to Part I status in accordance with federal mandate.

Shots Fired Calls	Week Ending 12/16/17	Week Ending 12/23/17	Week Ending 01/13/18	Week Ending 01/20/18	28 Days Ending 01/20/18	28 Day Average 2017	YTD 2018	YTD 2017	YTD 2016	Change 17 to 18	Change vs. 2016
53S ShotSpotter Calls	0	0	0	0	0	0.0	0	0	0	0%	0%
Sig 53 Shots Fired Calls	3	7	4	2	16	7.9	9	9	7	0%	29%

# BEAT 13

## West Chatham Precinct

### Week Ending 01/20/18



	Last 4 Weeks				28 Days Ending 01/20/18	28 Day Average 2017	YTD 2018	YTD 2017	YTD 2016	Change 17 to 18	Change vs. 2016
	Ending 12/30/17	Ending 01/06/18	Ending 01/13/18	Ending 01/20/18							
HOMICIDE	0	0	0	0	0	0.1	0	0	0	0	0
RAPE (11A) *	0	0	0	0	0	0.2	0	1	0	-1	0
RAPE (11B & 11C) *	0	0	0	0	0	0.1	0	0	0	0	0
COMMERCIAL ROBBERY	0	0	0	0	0	0.2	0	0	0	0	0
STREET ROBBERY	0	0	0	0	0	0.5	0	0	0	0	0
RESIDENTIAL ROBBERY	0	0	0	0	0	0.2	0	0	0	0	0
AGG ASSAULT w/ GUN	0	0	0	0	0	1.0	0	2	2	-2	-2
AGG ASSAULT w/o GUN	0	0	0	0	0	1.1	0	0	1	0	-1
<b>TOTAL VIOLENT</b>	<b>0</b>	<b>0</b>	<b>0</b>	<b>0</b>	<b>0</b>	<b>3.3</b>	<b>0</b>	<b>3</b>	<b>3</b>	<b>-100%</b>	<b>-100%</b>
COMMERCIAL BURGLARY	1	0	0	0	1	2.1	0	2	2	-2	-2
RESIDENTIAL BURGLARY	0	0	1	0	1	3.0	1	1	3	0	-2
SUDDEN SNATCHING	0	0	0	0	0	0.2	0	1	0	-1	0
SHOPLIFTING	1	0	2	0	3	1.9	2	2	0	0	2
THEFT FROM VEHICLE	1	0	0	0	1	3.9	0	2	8	-2	-8
THEFT FROM YARD	0	0	0	0	0	2.1	0	1	4	-1	-4
THEFT FROM BLDG	0	0	0	1	1	1.6	1	2	2	-1	-1
OTHER LARCENY	0	0	0	0	0	0.5	0	0	0	0	0
AUTO THEFT	0	0	0	2	2	3.5	2	3	1	-1	1
<b>TOTAL PROPERTY</b>	<b>3</b>	<b>0</b>	<b>3</b>	<b>3</b>	<b>9</b>	<b>18.8</b>	<b>6</b>	<b>14</b>	<b>20</b>	<b>-57%</b>	<b>-70%</b>
<b>TOTAL PART I</b>	<b>3</b>	<b>0</b>	<b>3</b>	<b>3</b>	<b>9</b>	<b>22.1</b>	<b>6</b>	<b>17</b>	<b>23</b>	<b>-65%</b>	<b>-74%</b>

Difference from Last Year -11

Statistics are based on UCR criteria, not GA Criminal Code.

\* Rape Code 11A is the historical definition of rape (aka Legacy Rape); Rape Codes 11B and 11C are those moved from Part II to Part I in 2017.

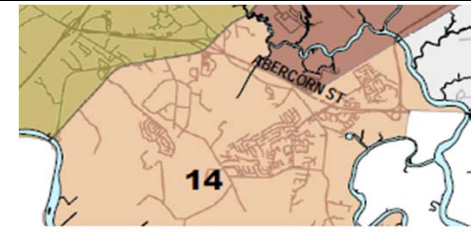
\* Rape Code 11A is the historical definition of rape; Rape Codes 11B and 11C are those moved from Part II to Part I status in accordance with federal mandate.

Shots Fired Calls	Week Ending 12/16/17	Week Ending 12/23/17	Week Ending 01/13/18	Week Ending 01/20/18	28 Days Ending 01/20/18	28 Day Average 2017	YTD 2018	YTD 2017	YTD 2016	Change 17 to 18	Change vs. 2016
53S ShotSpotter Calls	0	0	0	0	0	0.2	0	0	0	0%	0%
Sig 53 Shots Fired Calls	6	6	0	2	14	7.4	7	5	10	40%	-30%

# BEAT 14

## West Chatham Precinct

### Week Ending 01/20/18



	Last 4 Weeks				28 Days Ending 01/20/18	28 Day Average 2017	YTD 2018	YTD 2017	YTD 2016	Change 17 to 18	Change vs. 2016
	Ending 12/30/17	Ending 01/06/18	Ending 01/13/18	Ending 01/20/18							
HOMICIDE	0	0	0	0	0	0.0	0	0	0	0	0
RAPE (11A) *	0	0	0	0	0	0.1	0	0	0	0	0
RAPE (11B & 11C) *	0	0	0	0	0	0.2	0	1	0	-1	0
COMMERCIAL ROBBERY	0	0	0	0	0	0.3	0	0	0	0	0
STREET ROBBERY	0	0	0	0	0	0.2	0	0	0	0	0
RESIDENTIAL ROBBERY	0	0	0	0	0	0.0	0	0	0	0	0
AGG ASSAULT w/ GUN	0	0	0	0	0	0.7	0	0	0	0	0
AGG ASSAULT w/o GUN	0	0	1	0	1	0.5	1	0	0	1	1
<b>TOTAL VIOLENT</b>	<b>0</b>	<b>0</b>	<b>1</b>	<b>0</b>	<b>1</b>	<b>2.0</b>	<b>1</b>	<b>1</b>	<b>0</b>	<b>0%</b>	<b>#DIV/0!</b>
COMMERCIAL BURGLARY	2	0	1	0	3	0.9	1	1	2	0	-1
RESIDENTIAL BURGLARY	1	1	0	1	3	4.4	2	7	4	-5	-2
SUDDEN SNATCHING	0	0	0	0	0	0.0	0	0	0	0	0
SHOPLIFTING	0	0	0	0	0	1.1	0	1	0	-1	0
THEFT FROM VEHICLE	1	0	5	0	6	7.2	5	3	2	2	3
THEFT FROM YARD	0	0	0	0	0	1.8	0	1	2	-1	-2
THEFT FROM BLDG	1	0	1	1	3	2.5	2	3	0	-1	2
OTHER LARCENY	0	0	0	1	1	1.0	1	2	0	-1	1
AUTO THEFT	2	1	1	1	5	2.7	3	0	0	3	3
<b>TOTAL PROPERTY</b>	<b>7</b>	<b>2</b>	<b>8</b>	<b>4</b>	<b>21</b>	<b>21.7</b>	<b>14</b>	<b>18</b>	<b>10</b>	<b>-22%</b>	<b>40%</b>
<b>TOTAL PART I</b>	<b>7</b>	<b>2</b>	<b>9</b>	<b>4</b>	<b>22</b>	<b>23.7</b>	<b>15</b>	<b>19</b>	<b>10</b>	<b>-21%</b>	<b>50%</b>

Difference from Last Year -4

Statistics are based on UCR criteria, not GA Criminal Code.

\* Rape Code 11A is the historical definition of rape (aka Legacy Rape); Rape Codes 11B and 11C are those moved from Part II to Part I in 2017.

\* Rape Code 11A is the historical definition of rape; Rape Codes 11B and 11C are those moved from Part II to Part I status in accordance with federal mandate.

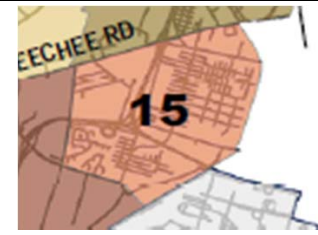
Shots Fired Calls	Week Ending 12/16/17	Week Ending 12/23/17	Week Ending 01/13/18	Week Ending 01/20/18	28 Days Ending 01/20/18	28 Day Average 2017	YTD 2018	YTD 2017	YTD 2016	Change 17 to 18	Change vs. 2016
53S ShotSpotter Calls	0	0	0	0	0	0.0	0	0	0	0%	0%
Sig 53 Shots Fired Calls	2	5	0	2	9	7.8	5	2	16	150%	-69%



# BEAT 15

## West Chatham Precinct

### Week Ending 01/20/18



	Last 4 Weeks				28 Days Ending 01/20/18	28 Day Average 2017	YTD 2018	YTD 2017	YTD 2016	Change 17 to 18	Change vs. 2016
	Ending 12/30/17	Ending 01/06/18	Ending 01/13/18	Ending 01/20/18							
HOMICIDE	0	0	0	0	0	0.0	0	0	0	0	0
RAPE (11A) *	0	0	0	0	0	0.0	0	0	1	0	-1
RAPE (11B & 11C) *	0	0	0	0	0	0.4	0	0	0	0	0
COMMERCIAL ROBBERY	1	0	0	0	1	0.2	0	0	0	0	0
STREET ROBBERY	0	0	0	0	0	0.5	0	0	0	0	0
RESIDENTIAL ROBBERY	0	0	0	0	0	0.0	0	0	1	0	-1
AGG ASSAULT w/ GUN	0	0	1	0	1	0.8	1	0	0	1	1
AGG ASSAULT w/o GUN	1	0	0	0	1	0.5	0	0	0	0	0
<b>TOTAL VIOLENT</b>	<b>2</b>	<b>0</b>	<b>1</b>	<b>0</b>	<b>3</b>	<b>2.3</b>	<b>1</b>	<b>0</b>	<b>2</b>	<b>#DIV/0!</b>	<b>-50%</b>
COMMERCIAL BURGLARY	0	0	0	1	1	0.5	1	0	0	1	1
RESIDENTIAL BURGLARY	0	0	0	1	1	3.4	1	5	6	-4	-5
SUDDEN SNATCHING	0	0	1	0	1	0.2	1	0	0	1	1
SHOPLIFTING	1	0	1	0	2	0.9	1	2	1	-1	0
THEFT FROM VEHICLE	0	1	0	0	1	3.3	1	3	1	-2	0
THEFT FROM YARD	0	1	1	0	2	1.5	1	0	0	1	1
THEFT FROM BLDG	0	0	2	1	3	2.1	3	1	4	2	-1
OTHER LARCENY	0	0	1	0	1	0.4	1	1	0	0	1
AUTO THEFT	1	0	0	1	2	2.9	1	1	0	0	1
<b>TOTAL PROPERTY</b>	<b>2</b>	<b>2</b>	<b>6</b>	<b>4</b>	<b>14</b>	<b>15.2</b>	<b>11</b>	<b>13</b>	<b>12</b>	<b>-15%</b>	<b>-8%</b>
<b>TOTAL PART I</b>	<b>4</b>	<b>2</b>	<b>7</b>	<b>4</b>	<b>17</b>	<b>17.5</b>	<b>12</b>	<b>13</b>	<b>14</b>	<b>-8%</b>	<b>-14%</b>

Difference from Last Year -1

Statistics are based on UCR criteria, not GA Criminal Code.

\* Rape Code 11A is the historical definition of rape (aka Legacy Rape); Rape Codes 11B and 11C are those moved from Part II to Part I in 2017.

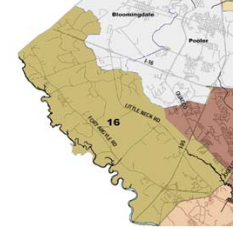
\* Rape Code 11A is the historical definition of rape; Rape Codes 11B and 11C are those moved from Part II to Part I status in accordance with federal mandate.

Shots Fired Calls	Week Ending 12/16/17	Week Ending 12/23/17	Week Ending 01/13/18	Week Ending 01/20/18	28 Days Ending 01/20/18	28 Day Average 2017	YTD 2018	YTD 2017	YTD 2016	Change 17 to 18	Change vs. 2016
53S ShotSpotter Calls	0	0	0	0	0	0.0	0	0	0	0%	0%
Sig 53 Shots Fired Calls	6	3	1	0	10	6.5	2	7	5	-71%	-60%

# BEAT 16

## West Chatham Precinct

### Week Ending 01/20/18



	Last 4 Weeks				28 Days Ending 01/20/18	28 Day Average 2017	YTD 2018	YTD 2017	YTD 2016	Change 17 to 18	Change vs. 2016
	Ending 12/30/17	Ending 01/06/18	Ending 01/13/18	Ending 01/20/18							
HOMICIDE	0	0	0	0	0	0.1	0	1	0	-1	0
RAPE (11A) *	0	0	0	0	0	0.1	0	0	0	0	0
RAPE (11B & 11C) *	0	0	0	0	0	0.0	0	1	0	-1	0
COMMERCIAL ROBBERY	0	0	0	0	0	0.2	0	0	0	0	0
STREET ROBBERY	0	0	0	0	0	0.4	0	0	0	0	0
RESIDENTIAL ROBBERY	0	0	0	0	0	0.1	0	1	0	-1	0
AGG ASSAULT w/ GUN	0	0	0	0	0	0.1	0	0	0	0	0
AGG ASSAULT w/o GUN	0	0	0	0	0	0.6	0	1	0	-1	0
<b>TOTAL VIOLENT</b>	<b>0</b>	<b>0</b>	<b>0</b>	<b>0</b>	<b>0</b>	<b>1.5</b>	<b>0</b>	<b>4</b>	<b>0</b>	<b>-100%</b>	<b>#DIV/0!</b>
COMMERCIAL BURGLARY	0	0	0	0	0	0.5	0	0	0	0	0
RESIDENTIAL BURGLARY	0	0	2	0	2	1.8	2	1	0	1	2
SUDDEN SNATCHING	0	0	0	0	0	0.2	0	0	0	0	0
SHOPLIFTING	2	2	0	1	5	7.1	2	9	3	-7	-1
THEFT FROM VEHICLE	0	1	3	4	8	6.4	8	3	6	5	2
THEFT FROM YARD	0	0	0	0	0	1.9	0	1	0	-1	0
THEFT FROM BLDG	3	2	0	2	7	3.6	3	3	1	0	2
OTHER LARCENY	0	0	1	1	2	0.6	2	0	0	2	2
AUTO THEFT	0	2	1	0	3	4.4	3	1	1	2	2
<b>TOTAL PROPERTY</b>	<b>5</b>	<b>7</b>	<b>7</b>	<b>8</b>	<b>27</b>	<b>26.5</b>	<b>20</b>	<b>18</b>	<b>11</b>	<b>11%</b>	<b>82%</b>
<b>TOTAL PART I</b>	<b>5</b>	<b>7</b>	<b>7</b>	<b>8</b>	<b>27</b>	<b>27.9</b>	<b>20</b>	<b>22</b>	<b>11</b>	<b>-9%</b>	<b>82%</b>

Difference from Last Year -2

Statistics are based on UCR criteria, not GA Criminal Code.

\* Rape Code 11A is the historical definition of rape (aka Legacy Rape); Rape Codes 11B and 11C are those moved from Part II to Part I in 2017.

\* Rape Code 11A is the historical definition of rape; Rape Codes 11B and 11C are those moved from Part II to Part I status in accordance with federal mandate.

Shots Fired Calls	Week Ending 12/16/17	Week Ending 12/23/17	Week Ending 01/13/18	Week Ending 01/20/18	28 Days Ending 01/20/18	28 Day Average 2017	YTD 2018	YTD 2017	YTD 2016	Change 17 to 18	Change vs. 2016
53S ShotSpotter Calls	0	0	0	0	0	0.0	0	0	0	0%	0%
Sig 53 Shots Fired Calls	4	3	1	1	9	5.8	3	5	4	-40%	-25%



# COMPSTAT DOWNTOWN PRECINCT Week Ending 01/20/18

**PRECINCT COMMANDER:**  
CAPT. CARY HILL



	Week Ending 01/20/18	Week Ending 01/13/18	Weekly Avg 2017	28-Day Ending 01/20/18	28-Day Ending 12/23/17	Avg 28-Day 2017	YTD 2018	YTD 2017	YTD 2016	Change 17 to 18	Change vs. 2016
<b>HOMICIDE</b>	0	0	0	1	0	0	0	1	1	-1	-1
<b>RAPE (11A) *</b>	0	0	0	1	0	1	1	0	0	1	1
<b>RAPE (11B &amp; 11C) *</b>	0	0	0	0	0	1	0	1	0	-1	0
<b>COMMERCIAL ROBBERY</b>	0	0	0	0	1	1	0	0	1	0	-1
<b>STREET ROBBERY</b>	0	2	2	6	2	6	5	9	12	-4	-7
<b>RESIDENTIAL ROBBERY</b>	0	0	0	0	0	0	0	0	0	0	0
<b>AGG ASSAULT w/ GUN</b>	0	0	1	2	7	4	2	4	3	-2	-1
<b>AGG ASSAULT w/o GUN</b>	0	4	2	6	7	7	5	6	4	-1	1
<b>TOTAL VIOLENT</b>	0	6	5	16	17	22	13	21	21	-38%	-38%
<b>COMMERCIAL BURGLARY</b>	0	1	1	3	5	3	2	2	1	0	1
<b>RESIDENTIAL BURGLARY</b>	3	3	2	8	8	7	7	5	12	2	-5
<b>SUDDEN SNATCHING</b>	0	2	1	2	1	4	2	2	0	0	2
<b>SHOPLIFTING</b>	3	3	4	12	8	15	9	11	13	-2	-4
<b>THEFT FROM VEHICLE</b>	6	3	8	15	22	32	11	27	27	-16	-16
<b>THEFT FROM YARD</b>	2	2	4	9	9	14	5	15	16	-10	-11
<b>THEFT FROM BLDG</b>	4	6	4	19	8	15	14	7	7	7	7
<b>OTHER LARCENY</b>	0	1	1	3	4	3	2	2	2	0	0
<b>AUTO THEFT</b>	3	1	3	8	12	12	6	10	8	-4	-2
<b>TOTAL PROPERTY</b>	21	22	26	79	77	105	58	81	86	-28%	-33%
<b>TOTAL PART I</b>	21	28	32	95	94	126	71	102	107	-30%	-34%

Statistics are based on UCR criteria, not GA Criminal Code, and are preliminary, based on RMS data at the time prepared, and are subject to change.

Cell Shading: white is within 0.6 standard deviation of the mean; red is above; green is below.

\* Code 11A is the pre-2016 definition of rape; Codes 11B and 11C are by federal mandate in 2016.

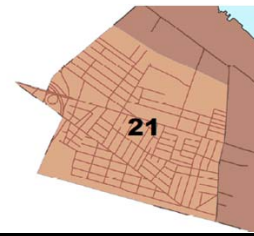
Difference from Last Year	-31	Last Week	Year-to-Date
At-Fault Police Vehicle Accidents		0	0
Not At-Fault Police Vehicle Accidents		0	2
Total Police Vehicle Accidents		0	2

Citizen Initiated Calls	Week Ending 01/20/18	Week Ending 01/13/18	Weekly Avg 2017	28-Day Ending 01/20/18	28-Day Ending 12/23/17	Avg 28-Day 2017	YTD 2018	YTD 2017	YTD 2016	Change 17 to 18	Change vs. 2016
<b>Midnight Shift</b>	77	92	121	350	368	484	269	360	318	-91	-49
<b>Day Shift</b>	203	219	233	791	711	931	600	534	572	66	28
<b>Afternoon Shift</b>	200	179	252	782	770	1010	563	639	593	-76	-30
<b>TOTAL CITIZEN CFS</b>	480	490	606	1923	1849	2425	1432	1533	1483	-6.6%	-3.4%
<b>53S ShotSpotter Calls</b>	5	5	5	44	18	21	35	25	19	10	16
<b>Sig 53 Shots Fired Calls</b>	2	6	8	36	34	32	27	35	35	-8	-8

# BEAT 21

## Downtown Precinct

### Week Ending 01/20/18



	Last 4 Weeks				28 Days Ending 01/20/18	28 Day Average 2017	YTD 2018	YTD 2017	YTD 2016	Change 17 to 18	Change vs. 2016
	Ending 12/30/17	Ending 01/06/18	Ending 01/13/18	Ending 01/20/18							
HOMICIDE	0	0	0	0	0	0.0	0	0	0	0	0
RAPE (11A) *	0	0	0	0	0	0.1	0	0	0	0	0
RAPE (11B & 11C) *	0	0	0	0	0	0.1	0	0	0	0	0
COMMERCIAL ROBBERY	0	0	0	0	0	0.2	0	0	1	0	-1
STREET ROBBERY	0	0	1	0	1	0.7	1	2	1	-1	0
RESIDENTIAL ROBBERY	0	0	0	0	0	0.0	0	0	0	0	0
AGG ASSAULT w/ GUN	0	0	0	0	0	2.1	0	2	0	-2	0
AGG ASSAULT w/o GUN	1	0	0	0	1	1.6	0	0	2	0	-2
<b>TOTAL VIOLENT</b>	<b>1</b>	<b>0</b>	<b>1</b>	<b>0</b>	<b>2</b>	<b>4.8</b>	<b>1</b>	<b>4</b>	<b>4</b>	<b>-75%</b>	<b>-75%</b>
COMMERCIAL BURGLARY	0	0	0	0	0	0.8	0	0	0	0	0
RESIDENTIAL BURGLARY	1	0	2	1	4	1.8	3	1	2	2	1
SUDDEN SNATCHING	0	0	0	0	0	0.1	0	0	0	0	0
SHOPLIFTING	0	0	0	1	1	2.7	1	1	0	0	1
THEFT FROM VEHICLE	0	0	1	0	1	2.0	1	1	2	0	-1
THEFT FROM YARD	1	0	0	0	1	0.9	0	0	1	0	-1
THEFT FROM BLDG	0	0	0	0	0	1.6	0	1	0	-1	0
OTHER LARCENY	0	0	0	0	0	0.2	0	0	0	0	0
AUTO THEFT	1	1	1	1	4	2.1	3	1	4	2	-1
<b>TOTAL PROPERTY</b>	<b>3</b>	<b>1</b>	<b>4</b>	<b>3</b>	<b>11</b>	<b>12.3</b>	<b>8</b>	<b>5</b>	<b>9</b>	<b>60%</b>	<b>-11%</b>
<b>TOTAL PART I</b>	<b>4</b>	<b>1</b>	<b>5</b>	<b>3</b>	<b>13</b>	<b>17.0</b>	<b>9</b>	<b>9</b>	<b>13</b>	<b>0%</b>	<b>-31%</b>

Difference from Last Year 0

Statistics are based on UCR criteria, not GA Criminal Code.

\* Rape Code 11A is the historical definition of rape (aka Legacy Rape); Rape Codes 11B and 11C are those moved from Part II to Part I in 2017.

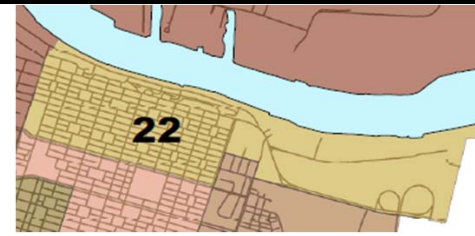
\* Rape Code 11A is the historical definition of rape; Rape Codes 11B and 11C are those moved from Part II to Part I status in accordance with federal mandate.

Shots Fired Calls	Week Ending 12/16/17	Week Ending 12/23/17	Week Ending 01/13/18	Week Ending 01/20/18	28 Days Ending 01/20/18	28 Day Average 2017	YTD 2018	YTD 2017	YTD 2016	Change 17 to 18	Change vs. 2016
53S ShotSpotter Calls	0	0	0	0	0	0.0	0	0	0	0%	0%
Sig 53 Shots Fired Calls	0	6	3	1	10	8.4	7	5	2	40%	250%

# BEAT 22

## Downtown Precinct

### Week Ending 01/20/18



	Last 4 Weeks				28 Days Ending 01/20/18	28 Day Average 2017	YTD 2018	YTD 2017	YTD 2016	Change 17 to 18	Change vs. 2016
	Ending 12/30/17	Ending 01/06/18	Ending 01/13/18	Ending 01/20/18							
HOMICIDE	0	0	0	0	0	0.0	0	0	0	0	0
RAPE (11A) *	0	0	0	0	0	0.6	0	0	0	0	0
RAPE (11B & 11C) *	0	0	0	0	0	0.2	0	0	0	0	0
COMMERCIAL ROBBERY	0	0	0	0	0	0.2	0	0	0	0	0
STREET ROBBERY	0	0	0	0	0	1.1	0	0	0	0	0
RESIDENTIAL ROBBERY	0	0	0	0	0	0.0	0	0	0	0	0
AGG ASSAULT w/ GUN	0	0	0	0	0	0.5	0	0	1	0	-1
AGG ASSAULT w/o GUN	0	0	1	0	1	1.7	1	0	0	1	1
<b>TOTAL VIOLENT</b>	<b>0</b>	<b>0</b>	<b>1</b>	<b>0</b>	<b>1</b>	<b>4.2</b>	<b>1</b>	<b>0</b>	<b>1</b>	<b>#DIV/0!</b>	<b>0%</b>
COMMERCIAL BURGLARY	0	1	0	0	1	0.8	1	1	0	0	1
RESIDENTIAL BURGLARY	0	0	0	0	0	0.0	0	0	3	0	-3
SUDDEN SNATCHING	0	0	1	0	1	2.4	1	2	0	-1	1
SHOPLIFTING	1	0	0	1	2	2.7	1	2	3	-1	-2
THEFT FROM VEHICLE	1	0	0	2	3	4.8	2	5	6	-3	-4
THEFT FROM YARD	0	1	0	0	1	3.0	0	2	6	-2	-6
THEFT FROM BLDG	0	3	2	3	8	5.5	7	4	1	3	6
OTHER LARCENY	0	0	0	0	0	0.5	0	1	0	-1	0
AUTO THEFT	0	1	0	1	2	1.9	2	3	1	-1	1
<b>TOTAL PROPERTY</b>	<b>2</b>	<b>6</b>	<b>3</b>	<b>7</b>	<b>18</b>	<b>21.6</b>	<b>14</b>	<b>20</b>	<b>20</b>	<b>-30%</b>	<b>-30%</b>
<b>TOTAL PART I</b>	<b>2</b>	<b>6</b>	<b>4</b>	<b>7</b>	<b>19</b>	<b>25.9</b>	<b>15</b>	<b>20</b>	<b>21</b>	<b>-25%</b>	<b>-29%</b>

Difference from Last Year -5

Statistics are based on UCR criteria, not GA Criminal Code.

\* Rape Code 11A is the historical definition of rape (aka Legacy Rape); Rape Codes 11B and 11C are those moved from Part II to Part I in 2017.

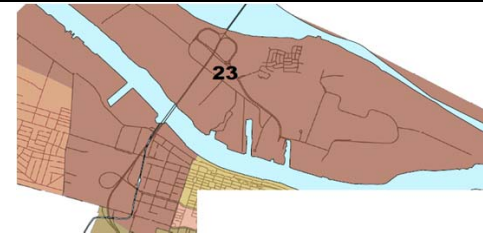
\* Rape Code 11A is the historical definition of rape; Rape Codes 11B and 11C are those moved from Part II to Part I status in accordance with federal mandate.

Shots Fired Calls	Week Ending 12/16/17	Week Ending 12/23/17	Week Ending 01/13/18	Week Ending 01/20/18	28 Days Ending 01/20/18	28 Day Average 2017	YTD 2018	YTD 2017	YTD 2016	Change 17 to 18	Change vs. 2016
53S ShotSpotter Calls	0	1	0	0	1	1.3	1	0	1	0%	0%
Sig 53 Shots Fired Calls	0	1	0	0	1	1.5	0	3	2	-100%	-100%

# BEAT 23

## Downtown Precinct

### Week Ending 01/20/18



	Last 4 Weeks				28 Days Ending 01/20/18	28 Day Average 2017	YTD 2018	YTD 2017	YTD 2016	Change 17 to 18	Change vs. 2016
	Ending 12/30/17	Ending 01/06/18	Ending 01/13/18	Ending 01/20/18							
HOMICIDE	0	0	0	0	0	0.2	0	0	0	0	0
RAPE (11A) *	0	0	0	0	0	0.2	0	0	0	0	0
RAPE (11B & 11C) *	0	0	0	0	0	0.0	0	1	0	-1	0
COMMERCIAL ROBBERY	0	0	0	0	0	0.0	0	0	0	0	0
STREET ROBBERY	1	0	0	0	1	0.8	0	1	0	-1	0
RESIDENTIAL ROBBERY	0	0	0	0	0	0.0	0	0	0	0	0
AGG ASSAULT w/ GUN	0	0	0	0	0	0.2	0	0	0	0	0
AGG ASSAULT w/o GUN	0	0	1	0	1	1.2	1	3	1	-2	0
<b>TOTAL VIOLENT</b>	<b>1</b>	<b>0</b>	<b>1</b>	<b>0</b>	<b>2</b>	<b>2.5</b>	<b>1</b>	<b>5</b>	<b>1</b>	<b>-80%</b>	<b>0%</b>
COMMERCIAL BURGLARY	0	0	0	0	0	0.2	0	0	0	0	0
RESIDENTIAL BURGLARY	0	1	0	1	2	0.5	2	0	2	2	0
SUDDEN SNATCHING	0	0	0	0	0	0.5	0	0	0	0	0
SHOPLIFTING	0	0	0	1	1	0.9	1	1	1	0	0
THEFT FROM VEHICLE	0	0	0	1	1	3.5	1	4	3	-3	-2
THEFT FROM YARD	0	0	0	0	0	1.1	0	0	2	0	-2
THEFT FROM BLDG	1	0	2	0	3	1.8	2	1	1	1	1
OTHER LARCENY	0	0	0	0	0	0.1	0	0	0	0	0
AUTO THEFT	0	0	0	0	0	0.6	0	0	2	0	-2
<b>TOTAL PROPERTY</b>	<b>1</b>	<b>1</b>	<b>2</b>	<b>3</b>	<b>7</b>	<b>9.2</b>	<b>6</b>	<b>6</b>	<b>11</b>	<b>0%</b>	<b>-45%</b>
<b>TOTAL PART I</b>	<b>2</b>	<b>1</b>	<b>3</b>	<b>3</b>	<b>9</b>	<b>11.7</b>	<b>7</b>	<b>11</b>	<b>12</b>	<b>-36%</b>	<b>-42%</b>

Difference from Last Year -4

Statistics are based on UCR criteria, not GA Criminal Code.

\* Rape Code 11A is the historical definition of rape (aka Legacy Rape); Rape Codes 11B and 11C are those moved from Part II to Part I in 2017.

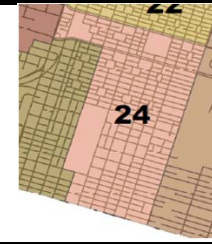
\* Rape Code 11A is the historical definition of rape; Rape Codes 11B and 11C are those moved from Part II to Part I status in accordance with federal mandate.

Shots Fired Calls	Week Ending 12/16/17	Week Ending 12/23/17	Week Ending 01/13/18	Week Ending 01/20/18	28 Days Ending 01/20/18	28 Day Average 2017	YTD 2018	YTD 2017	YTD 2016	Change 17 to 18	Change vs. 2016
53S ShotSpotter Calls	0	0	0	2	2	2.8	2	4	3	0%	0%
Sig 53 Shots Fired Calls	0	1	0	0	1	2.1	1	1	3	0%	-67%

# BEAT 24

## Downtown Precinct

### Week Ending 01/20/18



	Last 4 Weeks				28 Days Ending 01/20/18	28 Day Average 2017	YTD 2018	YTD 2017	YTD 2016	Change 17 to 18	Change vs. 2016
	Ending 12/30/17	Ending 01/06/18	Ending 01/13/18	Ending 01/20/18							
HOMICIDE	0	0	0	0	0	0.0	0	0	0	0	0
RAPE (11A) *	0	0	0	0	0	0.2	0	0	0	0	0
RAPE (11B & 11C) *	0	0	0	0	0	0.2	0	0	0	0	0
COMMERCIAL ROBBERY	0	0	0	0	0	0.2	0	0	0	0	0
STREET ROBBERY	0	3	0	0	3	1.2	3	3	2	0	1
RESIDENTIAL ROBBERY	0	0	0	0	0	0.0	0	0	0	0	0
AGG ASSAULT w/ GUN	0	1	0	0	1	0.4	1	1	0	0	1
AGG ASSAULT w/o GUN	0	0	0	0	0	0.6	0	0	1	0	-1
<b>TOTAL VIOLENT</b>	<b>0</b>	<b>4</b>	<b>0</b>	<b>0</b>	<b>4</b>	<b>2.6</b>	<b>4</b>	<b>4</b>	<b>3</b>	<b>0%</b>	<b>33%</b>
COMMERCIAL BURGLARY	0	0	0	0	0	0.3	0	0	0	0	0
RESIDENTIAL BURGLARY	0	0	0	0	0	1.2	0	0	2	0	-2
SUDDEN SNATCHING	0	0	0	0	0	0.2	0	0	0	0	0
SHOPLIFTING	1	3	3	0	7	3.7	6	3	3	3	3
THEFT FROM VEHICLE	1	3	0	0	4	9.1	2	8	10	-6	-8
THEFT FROM YARD	1	0	2	1	4	4.5	3	9	2	-6	1
THEFT FROM BLDG	1	2	1	1	5	2.4	4	0	2	4	2
OTHER LARCENY	0	0	0	0	0	1.5	0	1	1	-1	-1
AUTO THEFT	0	0	0	0	0	2.9	0	3	0	-3	0
<b>TOTAL PROPERTY</b>	<b>4</b>	<b>8</b>	<b>6</b>	<b>2</b>	<b>20</b>	<b>25.7</b>	<b>15</b>	<b>24</b>	<b>20</b>	<b>-38%</b>	<b>-25%</b>
<b>TOTAL PART I</b>	<b>4</b>	<b>12</b>	<b>6</b>	<b>2</b>	<b>24</b>	<b>28.3</b>	<b>19</b>	<b>28</b>	<b>23</b>	<b>-32%</b>	<b>-17%</b>

**Difference from Last Year -9**

Statistics are based on UCR criteria, not GA Criminal Code.

\* Rape Code 11A is the historical definition of rape (aka Legacy Rape); Rape Codes 11B and 11C are those moved from Part II to Part I in 2017.

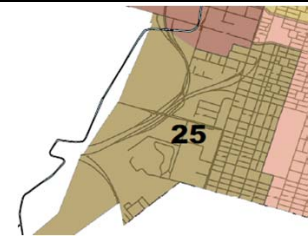
\* Rape Code 11A is the historical definition of rape; Rape Codes 11B and 11C are those moved from Part II to Part I status in accordance with federal mandate.

Shots Fired Calls	Week Ending 12/16/17	Week Ending 12/23/17	Week Ending 01/13/18	Week Ending 01/20/18	28 Days Ending 01/20/18	28 Day Average 2017	YTD 2018	YTD 2017	YTD 2016	Change 17 to 18	Change vs. 2016
53S ShotSpotter Calls	0	2	0	0	2	2.8	2	6	0	0%	0%
Sig 53 Shots Fired Calls	0	4	0	0	4	6.1	3	10	10	-70%	-70%

# BEAT 25

## Downtown Precinct

### Week Ending 01/20/18



	Last 4 Weeks				28 Days Ending 01/20/18	28 Day Average 2017	YTD 2018	YTD 2017	YTD 2016	Change 17 to 18	Change vs. 2016
	Ending 12/30/17	Ending 01/06/18	Ending 01/13/18	Ending 01/20/18							
HOMICIDE	1	0	0	0	1	0.1	0	0	0	0	0
RAPE (11A) *	0	0	0	0	0	0.2	0	0	0	0	0
RAPE (11B & 11C) *	0	0	0	0	0	0.2	0	0	0	0	0
COMMERCIAL ROBBERY	0	0	0	0	0	0.3	0	0	0	0	0
STREET ROBBERY	0	0	1	0	1	1.5	1	3	7	-2	-6
RESIDENTIAL ROBBERY	0	0	0	0	0	0.0	0	0	0	0	0
AGG ASSAULT w/ GUN	0	0	0	0	0	0.5	0	1	0	-1	0
AGG ASSAULT w/o GUN	0	1	0	0	1	0.6	1	1	0	0	1
<b>TOTAL VIOLENT</b>	<b>1</b>	<b>1</b>	<b>1</b>	<b>0</b>	<b>3</b>	<b>3.5</b>	<b>2</b>	<b>5</b>	<b>7</b>	<b>-60%</b>	<b>-71%</b>
COMMERCIAL BURGLARY	1	0	0	0	1	0.5	0	1	1	-1	-1
RESIDENTIAL BURGLARY	0	0	0	0	0	0.7	0	0	1	0	-1
SUDDEN SNATCHING	0	0	1	0	1	0.3	1	0	0	1	1
SHOPLIFTING	1	0	0	0	1	3.8	0	1	1	-1	-1
THEFT FROM VEHICLE	0	0	1	2	3	6.0	3	6	4	-3	-1
THEFT FROM YARD	0	1	0	0	1	2.6	1	4	3	-3	-2
THEFT FROM BLDG	1	0	1	0	2	2.0	1	1	1	0	0
OTHER LARCENY	1	1	1	0	3	0.4	2	0	1	2	1
AUTO THEFT	0	0	0	0	0	2.7	0	2	0	-2	0
<b>TOTAL PROPERTY</b>	<b>4</b>	<b>2</b>	<b>4</b>	<b>2</b>	<b>12</b>	<b>18.9</b>	<b>8</b>	<b>15</b>	<b>12</b>	<b>-47%</b>	<b>-33%</b>
<b>TOTAL PART I</b>	<b>5</b>	<b>3</b>	<b>5</b>	<b>2</b>	<b>15</b>	<b>22.4</b>	<b>10</b>	<b>20</b>	<b>19</b>	<b>-50%</b>	<b>-47%</b>

Difference from Last Year -10

Statistics are based on UCR criteria, not GA Criminal Code.

\* Rape Code 11A is the historical definition of rape (aka Legacy Rape); Rape Codes 11B and 11C are those moved from Part II to Part I in 2017.

\* Rape Code 11A is the historical definition of rape; Rape Codes 11B and 11C are those moved from Part II to Part I status in accordance with federal mandate.

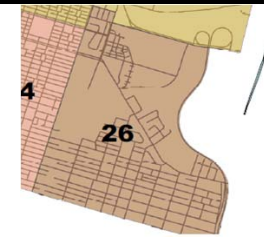
Shots Fired Calls	Week Ending 12/16/17	Week Ending 12/23/17	Week Ending 01/13/18	Week Ending 01/20/18	28 Days Ending 01/20/18	28 Day Average 2017	YTD 2018	YTD 2017	YTD 2016	Change 17 to 18	Change vs. 2016
53S ShotSpotter Calls	2	4	1	0	7	5.3	4	4	5	0%	0%
Sig 53 Shots Fired Calls	1	2	1	0	4	5.1	3	5	7	-40%	-57%



# BEAT 26

## Downtown Precinct

### Week Ending 01/20/18



	Last 4 Weeks				28 Days Ending 01/20/18	28 Day Average 2017	YTD 2018	YTD 2017	YTD 2016	Change 17 to 18	Change vs. 2016
	Ending 12/30/17	Ending 01/06/18	Ending 01/13/18	Ending 01/20/18							
HOMICIDE	0	0	0	0	0	0.1	0	1	1	-1	-1
RAPE (11A) *	0	1	0	0	1	0.1	1	0	0	1	1
RAPE (11B & 11C) *	0	0	0	0	0	0.5	0	0	0	0	0
COMMERCIAL ROBBERY	0	0	0	0	0	0.0	0	0	0	0	0
STREET ROBBERY	0	0	0	0	0	1.2	0	0	2	0	-2
RESIDENTIAL ROBBERY	0	0	0	0	0	0.3	0	0	0	0	0
AGG ASSAULT w/ GUN	0	1	0	0	1	0.5	1	0	2	1	-1
AGG ASSAULT w/o GUN	0	0	2	0	2	1.7	2	2	0	0	2
<b>TOTAL VIOLENT</b>	<b>0</b>	<b>2</b>	<b>2</b>	<b>0</b>	<b>4</b>	<b>4.3</b>	<b>4</b>	<b>3</b>	<b>5</b>	<b>33%</b>	<b>-20%</b>
COMMERCIAL BURGLARY	0	0	1	0	1	0.3	1	0	0	1	1
RESIDENTIAL BURGLARY	0	0	1	1	2	2.8	2	4	2	-2	0
SUDDEN SNATCHING	0	0	0	0	0	0.3	0	0	0	0	0
SHOPLIFTING	0	0	0	0	0	1.5	0	3	5	-3	-5
THEFT FROM VEHICLE	1	0	1	1	3	6.2	2	3	2	-1	0
THEFT FROM YARD	1	0	0	1	2	2.1	1	0	2	1	-1
THEFT FROM BLDG	1	0	0	0	1	1.5	0	0	2	0	-2
OTHER LARCENY	0	0	0	0	0	0.5	0	0	0	0	0
AUTO THEFT	1	0	0	1	2	1.7	1	1	1	0	0
<b>TOTAL PROPERTY</b>	<b>4</b>	<b>0</b>	<b>3</b>	<b>4</b>	<b>11</b>	<b>16.9</b>	<b>7</b>	<b>11</b>	<b>14</b>	<b>-36%</b>	<b>-50%</b>
<b>TOTAL PART I</b>	<b>4</b>	<b>2</b>	<b>5</b>	<b>4</b>	<b>15</b>	<b>21.2</b>	<b>11</b>	<b>14</b>	<b>19</b>	<b>-21%</b>	<b>-42%</b>

Difference from Last Year -3

Statistics are based on UCR criteria, not GA Criminal Code.

\* Rape Code 11A is the historical definition of rape (aka Legacy Rape); Rape Codes 11B and 11C are those moved from Part II to Part I in 2017.

\* Rape Code 11A is the historical definition of rape; Rape Codes 11B and 11C are those moved from Part II to Part I status in accordance with federal mandate.

Shots Fired Calls	Week Ending 12/16/17	Week Ending 12/23/17	Week Ending 01/13/18	Week Ending 01/20/18	28 Days Ending 01/20/18	28 Day Average 2017	YTD 2018	YTD 2017	YTD 2016	Change 17 to 18	Change vs. 2016
53S ShotSpotter Calls	4	21	4	3	32	9.3	26	11	10	0%	0%
Sig 53 Shots Fired Calls	3	10	2	1	16	8.8	13	11	11	18%	18%



# COMPSTAT CENTRAL PRECINCT Week Ending 01/20/18

**PRECINCT COMMANDER:**  
**CAPT. BEN HERRON**



	Week Ending 01/20/18	Week Ending 01/13/18	Weekly Avg 2017	28-Day Ending 01/20/18	28-Day Ending 12/23/17	Avg 28-Day 2017	YTD 2018	YTD 2017	YTD 2016	Change 17 to 18	Change vs. 2016
<b>HOMICIDE</b>	0	0	0	0	0	1	0	0	1	0	-1
<b>RAPE (11A) *</b>	2	0	0	2	2	1	2	1	2	1	0
<b>RAPE (11B &amp; 11C) *</b>	0	0	0	0	0	1	0	2	0	-2	0
<b>COMMERCIAL ROBBERY</b>	0	0	0	0	1	2	0	0	0	0	0
<b>STREET ROBBERY</b>	1	2	1	9	5	5	6	2	5	4	1
<b>RESIDENTIAL ROBBERY</b>	1	0	0	1	1	1	1	1	0	0	1
<b>AGG ASSAULT w/ GUN</b>	0	1	2	3	6	7	2	4	3	-2	-1
<b>AGG ASSAULT w/o GUN</b>	2	1	2	5	2	6	3	2	2	1	1
<b>TOTAL VIOLENT</b>	6	4	6	20	17	25	14	12	13	17%	8%
<b>COMMERCIAL BURGLARY</b>	0	0	1	3	4	3	2	2	7	0	-5
<b>RESIDENTIAL BURGLARY</b>	1	4	4	13	12	17	6	14	20	-8	-14
<b>SUDDEN SNATCHING</b>	0	0	0	1	0	2	1	0	0	1	1
<b>SHOPLIFTING</b>	2	3	4	9	10	17	7	19	10	-12	-3
<b>THEFT FROM VEHICLE</b>	3	7	8	14	36	32	12	27	30	-15	-18
<b>THEFT FROM YARD</b>	2	5	4	14	16	16	9	12	7	-3	2
<b>THEFT FROM BLDG</b>	4	5	4	20	17	16	15	5	9	10	6
<b>OTHER LARCENY</b>	1	0	1	2	6	3	1	3	0	-2	1
<b>AUTO THEFT</b>	3	2	4	9	19	16	9	8	17	1	-8
<b>TOTAL PROPERTY</b>	16	26	31	85	120	123	62	90	100	-31%	-38%
<b>TOTAL PART I</b>	22	30	37	105	137	148	76	102	113	-25%	-33%

Statistics are based on UCR criteria, not GA Criminal Code, and are preliminary, based on RMS data at the time prepared, and are subject to change.

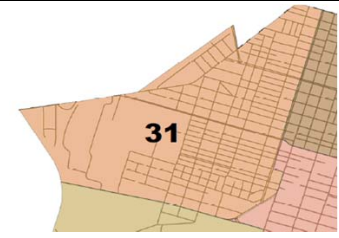
Cell Shading: white is within 0.6 standard deviation of the mean; red is above; green is below.

\* Code 11A is the pre-2016 definition of rape; Codes 11B and 11C are by federal mandate in 2016.

Difference from Last Year	-26	Last Week	Year-to-Date
At-Fault Police Vehicle Accidents		0	1
Not At-Fault Police Vehicle Accidents		0	2
Total Police Vehicle Accidents		0	3

Citizen Initiated Calls	Week Ending 01/20/18	Week Ending 01/13/18	Weekly Avg 2017	28-Day Ending 01/20/18	28-Day Ending 12/23/17	Avg 28-Day 2017	YTD 2018	YTD 2017	YTD 2016	Change 17 to 18	Change vs. 2016
<b>Midnight Shift</b>	95	103	126	382	387	503	276	317	323	-41	-47
<b>Day Shift</b>	223	185	271	819	854	1085	612	683	720	-71	-108
<b>Afternoon Shift</b>	203	232	294	847	866	1176	616	663	672	-47	-56
<b>TOTAL CITIZEN CFS</b>	521	520	691	2048	2107	2764	1504	1663	1715	-9.6%	-12.3%
<b>53S ShotSpotter Calls</b>	16	6	12	54	44	46	43	66	50	-23	-7
<b>Sig 53 Shots Fired Calls</b>	14	7	16	49	58	65	33	54	66	-21	-33

**BEAT 31**  
**Central Precinct**  
**Week Ending 01/20/18**



	Last 4 Weeks				28 Days Ending 01/20/18	28 Day Average 2017	YTD 2018	YTD 2017	YTD 2016	Change 17 to 18	Change vs. 2016
	Ending 12/30/17	Ending 01/06/18	Ending 01/13/18	Ending 01/20/18							
HOMICIDE	0	0	0	0	0	0.3	0	0	0	0	0
RAPE (11A) *	0	0	0	2	2	0.5	2	0	0	2	2
RAPE (11B & 11C) *	0	0	0	0	0	0.2	0	0	0	0	0
COMMERCIAL ROBBERY	0	0	0	0	0	0.1	0	0	0	0	0
STREET ROBBERY	1	0	0	0	1	0.7	0	1	1	-1	-1
RESIDENTIAL ROBBERY	0	0	0	1	1	0.3	1	0	0	1	1
AGG ASSAULT w/ GUN	0	0	0	0	0	2.4	0	1	1	-1	-1
AGG ASSAULT w/o GUN	0	0	0	1	1	1.8	1	1	1	0	0
<b>TOTAL VIOLENT</b>	<b>1</b>	<b>0</b>	<b>0</b>	<b>4</b>	<b>5</b>	<b>6.3</b>	<b>4</b>	<b>3</b>	<b>3</b>	<b>33%</b>	<b>33%</b>
COMMERCIAL BURGLARY	0	0	0	0	0	0.4	0	0	0	0	0
RESIDENTIAL BURGLARY	2	1	0	0	3	5.4	1	7	2	-6	-1
SUDDEN SNATCHING	0	0	0	0	0	0.5	0	0	0	0	0
SHOPLIFTING	0	0	0	1	1	2.8	1	0	1	1	0
THEFT FROM VEHICLE	0	0	1	1	2	3.2	2	2	0	0	2
THEFT FROM YARD	0	0	0	0	0	1.5	0	1	1	-1	-1
THEFT FROM BLDG	0	0	0	1	1	2.3	1	1	1	0	0
OTHER LARCENY	0	0	0	0	0	0.2	0	0	0	0	0
AUTO THEFT	0	0	0	1	1	3.1	1	3	2	-2	-1
<b>TOTAL PROPERTY</b>	<b>2</b>	<b>1</b>	<b>1</b>	<b>4</b>	<b>8</b>	<b>19.5</b>	<b>6</b>	<b>14</b>	<b>7</b>	<b>-57%</b>	<b>-14%</b>
<b>TOTAL PART I</b>	<b>3</b>	<b>1</b>	<b>1</b>	<b>8</b>	<b>13</b>	<b>25.8</b>	<b>10</b>	<b>17</b>	<b>10</b>	<b>-41%</b>	<b>0%</b>

**Difference from Last Year -7**

Statistics are based on UCR criteria, not GA Criminal Code.

\* Rape Code 11A is the historical definition of rape (aka Legacy Rape); Rape Codes 11B and 11C are those moved from Part II to Part I in 2017.

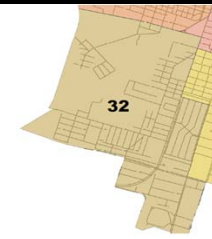
\* Rape Code 11A is the historical definition of rape; Rape Codes 11B and 11C are those moved from Part II to Part I status in accordance with federal mandate.

Shots Fired Calls	Week Ending 12/16/17	Week Ending 12/23/17	Week Ending 01/13/18	Week Ending 01/20/18	28 Days Ending 01/20/18	28 Day Average 2017	YTD 2018	YTD 2017	YTD 2016	Change 17 to 18	Change vs. 2016
53S ShotSpotter Calls	7	7	3	8	25	19.3	17	23	16	0%	0%
Sig 53 Shots Fired Calls	2	5	1	7	15	15.3	13	10	8	30%	63%

# BEAT 32

## Central Precinct

### Week Ending 01/20/18



	Last 4 Weeks				28 Days Ending 01/20/18	28 Day Average 2017	YTD 2018	YTD 2017	YTD 2016	Change 17 to 18	Change vs. 2016
	Ending 12/30/17	Ending 01/06/18	Ending 01/13/18	Ending 01/20/18							
HOMICIDE	0	0	0	0	0	0.1	0	0	1	0	-1
RAPE (11A) *	0	0	0	0	0	0.1	0	0	0	0	0
RAPE (11B & 11C) *	0	0	0	0	0	0.0	0	0	0	0	0
COMMERCIAL ROBBERY	0	0	0	0	0	0.7	0	0	0	0	0
STREET ROBBERY	0	0	0	0	0	0.5	0	0	0	0	0
RESIDENTIAL ROBBERY	0	0	0	0	0	0.2	0	0	0	0	0
AGG ASSAULT w/ GUN	1	0	0	0	1	1.2	0	1	1	-1	-1
AGG ASSAULT w/o GUN	0	0	0	1	1	1.3	1	0	0	1	1
<b>TOTAL VIOLENT</b>	<b>1</b>	<b>0</b>	<b>0</b>	<b>1</b>	<b>2</b>	<b>4.0</b>	<b>1</b>	<b>1</b>	<b>2</b>	<b>0%</b>	<b>-50%</b>
COMMERCIAL BURGLARY	0	2	0	0	2	1.2	1	1	2	0	-1
RESIDENTIAL BURGLARY	2	0	1	1	4	3.7	2	2	2	0	0
SUDDEN SNATCHING	0	0	0	0	0	0.2	0	0	0	0	0
SHOPLIFTING	2	0	1	0	3	3.5	1	7	2	-6	-1
THEFT FROM VEHICLE	0	0	0	1	1	3.1	1	2	3	-1	-2
THEFT FROM YARD	0	0	0	0	0	1.5	0	2	2	-2	-2
THEFT FROM BLDG	2	1	1	0	4	3.0	2	2	0	0	2
OTHER LARCENY	0	0	0	1	1	0.5	1	1	0	0	1
AUTO THEFT	0	1	1	0	2	2.2	2	1	1	1	1
<b>TOTAL PROPERTY</b>	<b>6</b>	<b>4</b>	<b>4</b>	<b>3</b>	<b>17</b>	<b>18.9</b>	<b>10</b>	<b>18</b>	<b>12</b>	<b>-44%</b>	<b>-17%</b>
<b>TOTAL PART I</b>	<b>7</b>	<b>4</b>	<b>4</b>	<b>4</b>	<b>19</b>	<b>22.9</b>	<b>11</b>	<b>19</b>	<b>14</b>	<b>-42%</b>	<b>-21%</b>

Difference from Last Year -8

Statistics are based on UCR criteria, not GA Criminal Code.

\* Rape Code 11A is the historical definition of rape (aka Legacy Rape); Rape Codes 11B and 11C are those moved from Part II to Part I in 2017.

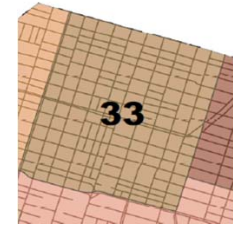
\* Rape Code 11A is the historical definition of rape; Rape Codes 11B and 11C are those moved from Part II to Part I status in accordance with federal mandate.

Shots Fired Calls	Week Ending 12/16/17	Week Ending 12/23/17	Week Ending 01/13/18	Week Ending 01/20/18	28 Days Ending 01/20/18	28 Day Average 2017	YTD 2018	YTD 2017	YTD 2016	Change 17 to 18	Change vs. 2016
53S ShotSpotter Calls	0	0	0	0	0	0.2	0	0	0	0%	0%
Sig 53 Shots Fired Calls	2	3	0	1	6	7.9	3	4	6	-25%	-50%

# BEAT 33

## Central Precinct

### Week Ending 01/20/18



	Last 4 Weeks				28 Days Ending 01/20/18	28 Day Average 2017	YTD 2018	YTD 2017	YTD 2016	Change 17 to 18	Change vs. 2016
	Ending 12/30/17	Ending 01/06/18	Ending 01/13/18	Ending 01/20/18							
HOMICIDE	0	0	0	0	0	0.0	0	0	0	0	0
RAPE (11A) *	0	0	0	0	0	0.0	0	0	0	0	0
RAPE (11B & 11C) *	0	0	0	0	0	0.2	0	1	0	-1	0
COMMERCIAL ROBBERY	0	0	0	0	0	0.2	0	0	0	0	0
STREET ROBBERY	1	1	1	1	4	1.5	3	1	2	2	1
RESIDENTIAL ROBBERY	0	0	0	0	0	0.0	0	0	0	0	0
AGG ASSAULT w/ GUN	0	0	0	0	0	0.8	0	0	1	0	-1
AGG ASSAULT w/o GUN	0	0	1	0	1	0.6	1	1	1	0	0
<b>TOTAL VIOLENT</b>	<b>1</b>	<b>1</b>	<b>2</b>	<b>1</b>	<b>5</b>	<b>3.2</b>	<b>4</b>	<b>3</b>	<b>4</b>	<b>33%</b>	<b>0%</b>
COMMERCIAL BURGLARY	0	1	0	0	1	0.7	1	1	3	0	-2
RESIDENTIAL BURGLARY	0	0	1	0	1	1.2	1	3	3	-2	-2
SUDDEN SNATCHING	0	0	0	0	0	0.4	0	0	0	0	0
SHOPLIFTING	0	0	0	0	0	2.9	0	3	1	-3	-1
THEFT FROM VEHICLE	0	1	3	0	4	6.8	4	11	11	-7	-7
THEFT FROM YARD	1	0	3	0	4	5.7	3	5	1	-2	2
THEFT FROM BLDG	1	0	0	0	1	2.8	0	1	2	-1	-2
OTHER LARCENY	0	0	0	0	0	0.6	0	0	0	0	0
AUTO THEFT	0	1	0	0	1	3.3	1	2	4	-1	-3
<b>TOTAL PROPERTY</b>	<b>2</b>	<b>3</b>	<b>7</b>	<b>0</b>	<b>12</b>	<b>24.5</b>	<b>10</b>	<b>26</b>	<b>25</b>	<b>-62%</b>	<b>-60%</b>
<b>TOTAL PART I</b>	<b>3</b>	<b>4</b>	<b>9</b>	<b>1</b>	<b>17</b>	<b>27.7</b>	<b>14</b>	<b>29</b>	<b>29</b>	<b>-52%</b>	<b>-52%</b>

**Difference from Last Year -15**

Statistics are based on UCR criteria, not GA Criminal Code.

\* Rape Code 11A is the historical definition of rape (aka Legacy Rape); Rape Codes 11B and 11C are those moved from Part II to Part I in 2017.

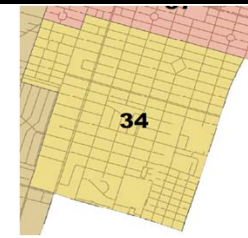
\* Rape Code 11A is the historical definition of rape; Rape Codes 11B and 11C are those moved from Part II to Part I status in accordance with federal mandate.

Shots Fired Calls	Week Ending 12/16/17	Week Ending 12/23/17	Week Ending 01/13/18	Week Ending 01/20/18	28 Days Ending 01/20/18	28 Day Average 2017	YTD 2018	YTD 2017	YTD 2016	Change 17 to 18	Change vs. 2016
53S ShotSpotter Calls	1	1	0	2	4	4.8	3	5	3	0%	0%
Sig 53 Shots Fired Calls	2	2	0	0	4	9.7	0	12	17	-100%	-100%

# BEAT 34

## Central Precinct

### Week Ending 01/20/18



	Last 4 Weeks				28 Days Ending 01/20/18	28 Day Average 2017	YTD 2018	YTD 2017	YTD 2016	Change 17 to 18	Change vs. 2016
	Ending 12/30/17	Ending 01/06/18	Ending 01/13/18	Ending 01/20/18							
HOMICIDE	0	0	0	0	0	0.1	0	0	0	0	0
RAPE (11A) *	0	0	0	0	0	0.4	0	0	0	0	0
RAPE (11B & 11C) *	0	0	0	0	0	0.2	0	0	0	0	0
COMMERCIAL ROBBERY	0	0	0	0	0	0.7	0	0	0	0	0
STREET ROBBERY	0	0	0	0	0	0.6	0	0	0	0	0
RESIDENTIAL ROBBERY	0	0	0	0	0	0.0	0	0	0	0	0
AGG ASSAULT w/ GUN	0	0	1	0	1	0.8	1	0	0	1	1
AGG ASSAULT w/o GUN	0	1	0	0	1	0.8	0	0	0	0	0
<b>TOTAL VIOLENT</b>	<b>0</b>	<b>1</b>	<b>1</b>	<b>0</b>	<b>2</b>	<b>3.6</b>	<b>1</b>	<b>0</b>	<b>0</b>	<b>#DIV/0!</b>	<b>#DIV/0!</b>
COMMERCIAL BURGLARY	0	0	0	0	0	0.2	0	0	1	0	-1
RESIDENTIAL BURGLARY	1	0	1	0	2	2.1	1	0	2	1	-1
SUDDEN SNATCHING	0	0	0	0	0	0.2	0	0	0	0	0
SHOPLIFTING	0	1	2	1	4	5.2	4	5	4	-1	0
THEFT FROM VEHICLE	2	0	0	0	2	6.5	0	4	4	-4	-4
THEFT FROM YARD	2	1	0	2	5	2.9	3	1	1	2	2
THEFT FROM BLDG	0	3	3	2	8	3.5	8	1	2	7	6
OTHER LARCENY	1	0	0	0	1	0.8	0	0	0	0	0
AUTO THEFT	0	1	0	0	1	2.1	1	0	4	1	-3
<b>TOTAL PROPERTY</b>	<b>6</b>	<b>6</b>	<b>6</b>	<b>5</b>	<b>23</b>	<b>23.5</b>	<b>17</b>	<b>11</b>	<b>18</b>	<b>55%</b>	<b>-6%</b>
<b>TOTAL PART I</b>	<b>6</b>	<b>7</b>	<b>7</b>	<b>5</b>	<b>25</b>	<b>27.1</b>	<b>18</b>	<b>11</b>	<b>18</b>	<b>64%</b>	<b>0%</b>

Difference from Last Year 7

Statistics are based on UCR criteria, not GA Criminal Code.

\* Rape Code 11A is the historical definition of rape (aka Legacy Rape); Rape Codes 11B and 11C are those moved from Part II to Part I in 2017.

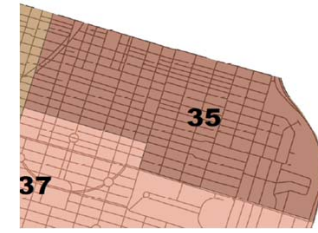
\* Rape Code 11A is the historical definition of rape; Rape Codes 11B and 11C are those moved from Part II to Part I status in accordance with federal mandate.

Shots Fired Calls	Week Ending 12/16/17	Week Ending 12/23/17	Week Ending 01/13/18	Week Ending 01/20/18	28 Days Ending 01/20/18	28 Day Average 2017	YTD 2018	YTD 2017	YTD 2016	Change 17 to 18	Change vs. 2016
53S ShotSpotter Calls	0	0	0	0	0	0.0	0	0	0	0%	0%
Sig 53 Shots Fired Calls	1	0	0	0	1	7.2	0	3	2	-100%	-100%

# BEAT 35

## Central Precinct

### Week Ending 01/20/18



	Last 4 Weeks				28 Days Ending 01/20/18	28 Day Average 2017	YTD 2018	YTD 2017	YTD 2016	Change 17 to 18	Change vs. 2016
	Ending 12/30/17	Ending 01/06/18	Ending 01/13/18	Ending 01/20/18							
HOMICIDE	0	0	0	0	0	0.6	0	0	0	0	0
RAPE (11A) *	0	0	0	0	0	0.3	0	1	1	-1	-1
RAPE (11B & 11C) *	0	0	0	0	0	0.2	0	1	0	-1	0
COMMERCIAL ROBBERY	0	0	0	0	0	0.1	0	0	0	0	0
STREET ROBBERY	0	2	0	0	2	0.8	2	0	0	2	2
RESIDENTIAL ROBBERY	0	0	0	0	0	0.2	0	1	0	-1	0
AGG ASSAULT w/ GUN	0	1	0	0	1	1.9	1	2	0	-1	1
AGG ASSAULT w/o GUN	1	0	0	0	1	1.6	0	0	0	0	0
<b>TOTAL VIOLENT</b>	<b>1</b>	<b>3</b>	<b>0</b>	<b>0</b>	<b>4</b>	<b>5.8</b>	<b>3</b>	<b>5</b>	<b>1</b>	<b>-40%</b>	<b>200%</b>
COMMERCIAL BURGLARY	0	0	0	0	0	0.2	0	0	0	0	0
RESIDENTIAL BURGLARY	1	0	0	0	1	3.8	0	2	9	-2	-9
SUDDEN SNATCHING	0	1	0	0	1	0.2	1	0	0	1	1
SHOPLIFTING	0	0	0	0	0	0.4	0	1	1	-1	-1
THEFT FROM VEHICLE	0	0	1	1	2	5.8	2	4	2	-2	0
THEFT FROM YARD	1	1	2	0	4	2.8	3	3	1	0	2
THEFT FROM BLDG	1	1	0	1	3	2.9	2	0	3	2	-1
OTHER LARCENY	0	0	0	0	0	0.5	0	1	0	-1	0
AUTO THEFT	0	1	0	1	2	3.3	2	1	4	1	-2
<b>TOTAL PROPERTY</b>	<b>3</b>	<b>4</b>	<b>3</b>	<b>3</b>	<b>13</b>	<b>19.8</b>	<b>10</b>	<b>12</b>	<b>20</b>	<b>-17%</b>	<b>-50%</b>
<b>TOTAL PART I</b>	<b>4</b>	<b>7</b>	<b>3</b>	<b>3</b>	<b>17</b>	<b>25.6</b>	<b>13</b>	<b>17</b>	<b>21</b>	<b>-24%</b>	<b>-38%</b>

Difference from Last Year -4

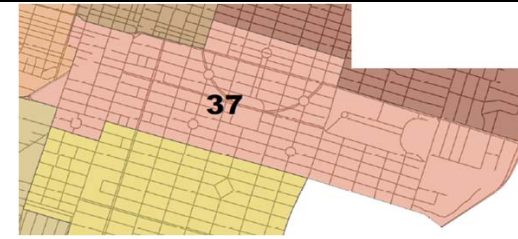
Statistics are based on UCR criteria, not GA Criminal Code.

\* Rape Code 11A is the historical definition of rape (aka Legacy Rape); Rape Codes 11B and 11C are those moved from Part II to Part I in 2017.

\* Rape Code 11A is the historical definition of rape; Rape Codes 11B and 11C are those moved from Part II to Part I status in accordance with federal mandate.

Shots Fired Calls	Week Ending 12/16/17	Week Ending 12/23/17	Week Ending 01/13/18	Week Ending 01/20/18	28 Days Ending 01/20/18	28 Day Average 2017	YTD 2018	YTD 2017	YTD 2016	Change 17 to 18	Change vs. 2016
53S ShotSpotter Calls	2	13	3	5	23	18.5	21	35	24	0%	0%
Sig 53 Shots Fired Calls	3	6	3	2	14	16.3	9	17	22	-47%	-59%

**BEAT 37**  
**Central Precinct**  
**Week Ending 01/20/18**



	Last 4 Weeks				28 Days Ending 01/20/18	28 Day Average 2017	YTD 2018	YTD 2017	YTD 2016	Change 17 to 18	Change vs. 2016
	Ending 12/30/17	Ending 01/06/18	Ending 01/13/18	Ending 01/20/18							
HOMICIDE	0	0	0	0	0	0.1	0	0	0	0	0
RAPE (11A) *	0	0	0	0	0	0.2	0	0	1	0	-1
RAPE (11B & 11C) *	0	0	0	0	0	0.2	0	0	0	0	0
COMMERCIAL ROBBERY	0	0	0	0	0	0.2	0	0	0	0	0
STREET ROBBERY	1	0	1	0	2	0.6	1	0	2	1	-1
RESIDENTIAL ROBBERY	0	0	0	0	0	0.1	0	0	0	0	0
AGG ASSAULT w/ GUN	0	0	0	0	0	0.5	0	0	0	0	0
AGG ASSAULT w/o GUN	0	0	0	0	0	0.2	0	0	0	0	0
<b>TOTAL VIOLENT</b>	<b>1</b>	<b>0</b>	<b>1</b>	<b>0</b>	<b>2</b>	<b>2.0</b>	<b>1</b>	<b>0</b>	<b>3</b>	<b>#DIV/0!</b>	<b>-67%</b>
COMMERCIAL BURGLARY	0	0	0	0	0	0.5	0	0	1	0	-1
RESIDENTIAL BURGLARY	1	0	1	0	2	0.9	1	0	2	1	-1
SUDDEN SNATCHING	0	0	0	0	0	0.3	0	0	0	0	0
SHOPLIFTING	0	1	0	0	1	2.6	1	3	1	-2	0
THEFT FROM VEHICLE	0	1	2	0	3	6.8	3	4	10	-1	-7
THEFT FROM YARD	0	1	0	0	1	1.5	0	0	1	0	-1
THEFT FROM BLDG	1	1	1	0	3	2.0	2	0	1	2	1
OTHER LARCENY	0	0	0	0	0	0.7	0	1	0	-1	0
AUTO THEFT	0	0	1	1	2	1.9	2	1	2	1	0
<b>TOTAL PROPERTY</b>	<b>2</b>	<b>4</b>	<b>5</b>	<b>1</b>	<b>12</b>	<b>17.1</b>	<b>9</b>	<b>9</b>	<b>18</b>	<b>0%</b>	<b>-50%</b>
<b>TOTAL PART I</b>	<b>3</b>	<b>4</b>	<b>6</b>	<b>1</b>	<b>14</b>	<b>19.1</b>	<b>10</b>	<b>9</b>	<b>21</b>	<b>11%</b>	<b>-52%</b>

**Difference from Last Year 1**

Statistics are based on UCR criteria, not GA Criminal Code.

\* Rape Code 11A is the historical definition of rape (aka Legacy Rape); Rape Codes 11B and 11C are those moved from Part II to Part I in 2017.

\* Rape Code 11A is the historical definition of rape; Rape Codes 11B and 11C are those moved from Part II to Part I status in accordance with federal mandate.

<b>Shots Fired Calls</b>	Week Ending 12/16/17	Week Ending 12/23/17	Week Ending 01/13/18	Week Ending 01/20/18	28 Days Ending 01/20/18	28 Day Average 2017	YTD 2018	YTD 2017	YTD 2016	Change 17 to 18	Change vs. 2016
53S ShotSpotter Calls	0	1	0	1	2	3.8	2	3	7	0%	0%
Sig 53 Shots Fired Calls	1	1	3	4	9	8.7	8	8	11	0%	-27%





# COMPSTAT SOUTHSIDE PRECINCT Week Ending 01/20/18

PRECINCT COMMANDER:

CAPT. JOY GELLATLY



	Week Ending 01/20/18	Week Ending 01/13/18	Weekly Avg 2017	28-Day Ending 01/20/18	28-Day Ending 12/23/17	Avg 28-Day 2017	YTD 2018	YTD 2017	YTD 2016	Change 17 to 18	Change vs. 2016
HOMICIDE	0	0	0	0	0	0	0	0	0	0	0
RAPE (11A) *	0	0	0	0	0	0	0	0	3	0	-3
RAPE (11B & 11C) *	0	0	0	0	1	1	0	0	0	0	0
COMMERCIAL ROBBERY	0	2	1	2	1	2	2	1	2	1	0
STREET ROBBERY	0	1	1	3	0	2	1	0	3	1	-2
RESIDENTIAL ROBBERY	0	0	0	1	0	0	1	0	0	1	1
AGG ASSAULT w/ GUN	0	0	1	1	3	3	0	2	1	-2	-1
AGG ASSAULT w/o GUN	1	0	1	1	4	3	1	0	1	1	0
<b>TOTAL VIOLENT</b>	<b>1</b>	<b>3</b>	<b>3</b>	<b>8</b>	<b>9</b>	<b>12</b>	<b>5</b>	<b>3</b>	<b>10</b>	<b>67%</b>	<b>-50%</b>
COMMERCIAL BURGLARY	2	0	1	4	6	4	3	1	1	2	2
RESIDENTIAL BURGLARY	2	2	3	7	12	13	5	11	14	-6	-9
SUDDEN SNATCHING	0	1	0	1	0	1	1	0	0	1	1
SHOPLIFTING	12	9	13	47	67	52	28	31	36	-3	-8
THEFT FROM VEHICLE	7	4	8	19	41	31	16	29	17	-13	-1
THEFT FROM YARD	1	0	2	4	11	7	2	8	5	-6	-3
THEFT FROM BLDG	3	2	3	10	8	14	6	16	7	-10	-1
OTHER LARCENY	1	1	1	3	4	2	2	4	0	-2	2
AUTO THEFT	4	2	3	15	22	13	10	8	9	2	1
<b>TOTAL PROPERTY</b>	<b>32</b>	<b>21</b>	<b>34</b>	<b>110</b>	<b>171</b>	<b>137</b>	<b>73</b>	<b>108</b>	<b>89</b>	<b>-32%</b>	<b>-18%</b>
<b>TOTAL PART I</b>	<b>33</b>	<b>24</b>	<b>37</b>	<b>118</b>	<b>180</b>	<b>149</b>	<b>78</b>	<b>111</b>	<b>99</b>	<b>-30%</b>	<b>-21%</b>

Statistics are based on UCR criteria, not GA Criminal Code, and are preliminary, based on RMS data at the time prepared, and are subject to change.

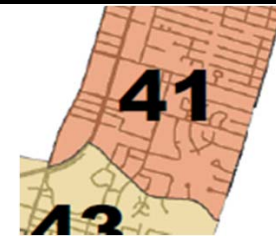
Cell Shading: white is within 0.6 standard deviation of the mean; red is above; green is below.

\* Code 11A is the pre-2016 definition of rape; Codes 11B and 11C are by federal mandate in 2016.

Difference from Last Year	-33	Last Week	Year-to-Date
At-Fault Police Vehicle Accidents		0	0
Not At-Fault Police Vehicle Accidents		1	2
Total Police Vehicle Accidents		1	2

Citizen Initiated Calls	Week Ending 01/20/18	Week Ending 01/13/18	Weekly Avg 2017	28-Day Ending 01/20/18	28-Day Ending 12/23/17	Avg 28-Day 2017	YTD 2018	YTD 2017	YTD 2016	Change 17 to 18	Change vs. 2016
Midnight Shift	57	71	91	287	319	364	204	283	252	-79	-48
Day Shift	185	234	247	863	967	986	642	760	720	-118	-78
Afternoon Shift	202	190	246	769	857	982	527	700	626	-173	-99
<b>TOTAL CITIZEN CFS</b>	<b>444</b>	<b>495</b>	<b>583</b>	<b>1919</b>	<b>2143</b>	<b>2332</b>	<b>1373</b>	<b>1743</b>	<b>1598</b>	<b>-21.2%</b>	<b>-14.1%</b>
53S ShotSpotter Calls	0	0	0	0	0	0	0	0	0	0	0
Sig 53 Shots Fired Calls	11	9	7	44	15	29	30	29	23	1	7

**BEAT 41**  
**Southside Precinct**  
**Week Ending 01/20/18**



	Last 4 Weeks				28 Days Ending 01/20/18	28 Day Average 2017	YTD 2018	YTD 2017	YTD 2016	Change 17 to 18	Change vs. 2016
	Ending 12/30/17	Ending 01/06/18	Ending 01/13/18	Ending 01/20/18							
HOMICIDE	0	0	0	0	0	0.0	0	0	0	0	0
RAPE (11A) *	0	0	0	0	0	0.1	0	0	2	0	-2
RAPE (11B & 11C) *	0	0	0	0	0	0.0	0	0	0	0	0
COMMERCIAL ROBBERY	0	0	0	0	0	1.0	0	1	1	-1	-1
STREET ROBBERY	1	0	1	0	2	0.2	1	0	0	1	1
RESIDENTIAL ROBBERY	0	0	0	0	0	0.1	0	0	0	0	0
AGG ASSAULT w/ GUN	0	0	0	0	0	0.0	0	0	0	0	0
AGG ASSAULT w/o GUN	0	0	0	0	0	0.3	0	0	0	0	0
<b>TOTAL VIOLENT</b>	<b>1</b>	<b>0</b>	<b>1</b>	<b>0</b>	<b>2</b>	<b>1.7</b>	<b>1</b>	<b>1</b>	<b>3</b>	<b>0%</b>	<b>-67%</b>
COMMERCIAL BURGLARY	0	0	0	0	0	1.6	0	0	1	0	-1
RESIDENTIAL BURGLARY	0	0	0	0	0	0.9	0	1	1	-1	-1
SUDDEN SNATCHING	0	0	1	0	1	0.2	1	0	0	1	1
SHOPLIFTING	0	1	0	0	1	2.5	1	3	0	-2	1
THEFT FROM VEHICLE	0	1	2	0	3	5.0	3	4	4	-1	-1
THEFT FROM YARD	0	0	0	1	1	1.8	1	1	0	0	1
THEFT FROM BLDG	1	0	2	1	4	3.0	3	2	2	1	1
OTHER LARCENY	1	0	0	0	1	0.5	0	0	0	0	0
AUTO THEFT	0	1	0	1	2	1.5	2	1	2	1	0
<b>TOTAL PROPERTY</b>	<b>2</b>	<b>3</b>	<b>5</b>	<b>3</b>	<b>13</b>	<b>17.0</b>	<b>11</b>	<b>12</b>	<b>10</b>	<b>-8%</b>	<b>10%</b>
<b>TOTAL PART I</b>	<b>3</b>	<b>3</b>	<b>6</b>	<b>3</b>	<b>15</b>	<b>18.6</b>	<b>12</b>	<b>13</b>	<b>13</b>	<b>-8%</b>	<b>-8%</b>

**Difference from Last Year -1**

Statistics are based on UCR criteria, not GA Criminal Code.

\* Rape Code 11A is the historical definition of rape (aka Legacy Rape); Rape Codes 11B and 11C are those moved from Part II to Part I in 2017.

\* Rape Code 11A is the historical definition of rape; Rape Codes 11B and 11C are those moved from Part II to Part I status in accordance with federal mandate.

<b>Shots Fired Calls</b>	Week Ending 12/16/17	Week Ending 12/23/17	Week Ending 01/13/18	Week Ending 01/20/18	28 Days Ending 01/20/18	28 Day Average 2017	YTD 2018	YTD 2017	YTD 2016	Change 17 to 18	Change vs. 2016
53S ShotSpotter Calls	0	0	0	0	0	0.0	0	0	0	0%	0%
Sig 53 Shots Fired Calls	2	1	0	0	3	2.6	1	0	2	#DIV/0!	-50%

**BEAT 42**  
**Southside Precinct**  
**Week Ending 01/20/18**



	Last 4 Weeks				28 Days Ending 01/20/18	28 Day Average 2017	YTD 2018	YTD 2017	YTD 2016	Change 17 to 18	Change vs. 2016
	Ending 12/30/17	Ending 01/06/18	Ending 01/13/18	Ending 01/20/18							
HOMICIDE	0	0	0	0	0	0.2	0	0	0	0	0
RAPE (11A) *	0	0	0	0	0	0.2	0	0	0	0	0
RAPE (11B & 11C) *	0	0	0	0	0	0.4	0	0	0	0	0
COMMERCIAL ROBBERY	0	0	0	0	0	0.5	0	0	0	0	0
STREET ROBBERY	0	0	0	0	0	0.6	0	0	0	0	0
RESIDENTIAL ROBBERY	0	1	0	0	1	0.1	1	0	0	1	1
AGG ASSAULT w/ GUN	0	0	0	0	0	0.9	0	1	0	-1	0
AGG ASSAULT w/o GUN	0	0	0	1	1	1.4	1	0	0	1	1
<b>TOTAL VIOLENT</b>	<b>0</b>	<b>1</b>	<b>0</b>	<b>1</b>	<b>2</b>	<b>4.2</b>	<b>2</b>	<b>1</b>	<b>0</b>	<b>100%</b>	<b>#DIV/0!</b>
COMMERCIAL BURGLARY	0	0	0	2	2	1.2	2	0	0	2	2
RESIDENTIAL BURGLARY	1	1	1	1	4	2.8	3	1	8	2	-5
SUDDEN SNATCHING	0	0	0	0	0	0.3	0	0	0	0	0
SHOPLIFTING	4	3	4	3	14	7.6	10	8	9	2	1
THEFT FROM VEHICLE	1	3	1	2	7	8.1	6	9	6	-3	0
THEFT FROM YARD	0	1	0	0	1	1.5	0	2	1	-2	-1
THEFT FROM BLDG	2	1	0	1	4	3.4	2	5	0	-3	2
OTHER LARCENY	0	0	0	1	1	0.5	1	1	0	0	1
AUTO THEFT	2	3	1	1	7	4.8	4	5	2	-1	2
<b>TOTAL PROPERTY</b>	<b>10</b>	<b>12</b>	<b>7</b>	<b>11</b>	<b>40</b>	<b>30.1</b>	<b>28</b>	<b>31</b>	<b>26</b>	<b>-10%</b>	<b>8%</b>
<b>TOTAL PART I</b>	<b>10</b>	<b>13</b>	<b>7</b>	<b>12</b>	<b>42</b>	<b>34.3</b>	<b>30</b>	<b>32</b>	<b>26</b>	<b>-6%</b>	<b>15%</b>

**Difference from Last Year -2**

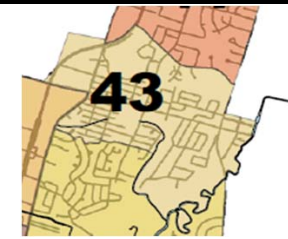
Statistics are based on UCR criteria, not GA Criminal Code.

\* Rape Code 11A is the historical definition of rape (aka Legacy Rape); Rape Codes 11B and 11C are those moved from Part II to Part I in 2017.

\* Rape Code 11A is the historical definition of rape; Rape Codes 11B and 11C are those moved from Part II to Part I status in accordance with federal mandate.

<b>Shots Fired Calls</b>	Week Ending 12/16/17	Week Ending 12/23/17	Week Ending 01/13/18	Week Ending 01/20/18	28 Days Ending 01/20/18	28 Day Average 2017	YTD 2018	YTD 2017	YTD 2016	Change 17 to 18	Change vs. 2016
53S ShotSpotter Calls	0	0	0	0	0	0.0	0	0	0	0%	0%
Sig 53 Shots Fired Calls	1	6	1	3	11	5.2	8	5	2	60%	300%

**BEAT 43**  
**Southside Precinct**  
**Week Ending 01/20/18**



	Last 4 Weeks				28 Days Ending 01/20/18	28 Day Average 2017	YTD 2018	YTD 2017	YTD 2016	Change 17 to 18	Change vs. 2016
	Ending 12/30/17	Ending 01/06/18	Ending 01/13/18	Ending 01/20/18							
HOMICIDE	0	0	0	0	0	0.0	0	0	0	0	0
RAPE (11A) *	0	0	0	0	0	0.0	0	0	0	0	0
RAPE (11B & 11C) *	0	0	0	0	0	0.1	0	0	0	0	0
COMMERCIAL ROBBERY	0	0	0	0	0	0.3	0	0	1	0	-1
STREET ROBBERY	0	0	0	0	0	0.5	0	0	2	0	-2
RESIDENTIAL ROBBERY	0	0	0	0	0	0.1	0	0	0	0	0
AGG ASSAULT w/ GUN	1	0	0	0	1	0.5	0	0	0	0	0
AGG ASSAULT w/o GUN	0	0	0	0	0	0.3	0	0	0	0	0
<b>TOTAL VIOLENT</b>	<b>1</b>	<b>0</b>	<b>0</b>	<b>0</b>	<b>1</b>	<b>1.8</b>	<b>0</b>	<b>0</b>	<b>3</b>	<b>#DIV/0!</b>	<b>-100%</b>
COMMERCIAL BURGLARY	1	0	0	0	1	0.7	0	0	0	0	0
RESIDENTIAL BURGLARY	0	0	1	1	2	2.2	2	0	2	2	0
SUDDEN SNATCHING	0	0	0	0	0	0.2	0	0	0	0	0
SHOPLIFTING	10	2	2	3	17	26.1	7	16	19	-9	-12
THEFT FROM VEHICLE	0	0	0	0	0	4.1	0	8	2	-8	-2
THEFT FROM YARD	0	1	0	0	1	1.3	1	1	3	0	-2
THEFT FROM BLDG	0	0	0	1	1	3.2	1	6	2	-5	-1
OTHER LARCENY	0	0	0	0	0	0.3	0	1	0	-1	0
AUTO THEFT	0	1	0	1	2	2.0	1	1	0	0	1
<b>TOTAL PROPERTY</b>	<b>11</b>	<b>4</b>	<b>3</b>	<b>6</b>	<b>24</b>	<b>40.2</b>	<b>12</b>	<b>33</b>	<b>28</b>	<b>-64%</b>	<b>-57%</b>
<b>TOTAL PART I</b>	<b>12</b>	<b>4</b>	<b>3</b>	<b>6</b>	<b>25</b>	<b>42.0</b>	<b>12</b>	<b>33</b>	<b>31</b>	<b>-64%</b>	<b>-61%</b>

**Difference from Last Year -21**

Statistics are based on UCR criteria, not GA Criminal Code.

\* Rape Code 11A is the historical definition of rape (aka Legacy Rape); Rape Codes 11B and 11C are those moved from Part II to Part I in 2017.

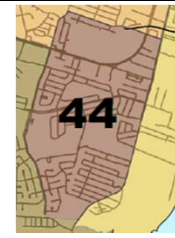
\* Rape Code 11A is the historical definition of rape; Rape Codes 11B and 11C are those moved from Part II to Part I status in accordance with federal mandate.

<b>Shots Fired Calls</b>	Week Ending 12/16/17	Week Ending 12/23/17	Week Ending 01/13/18	Week Ending 01/20/18	28 Days Ending 01/20/18	28 Day Average 2017	YTD 2018	YTD 2017	YTD 2016	Change 17 to 18	Change vs. 2016
53S ShotSpotter Calls	0	0	0	0	0	0.0	0	0	0	0%	0%
Sig 53 Shots Fired Calls	4	1	0	0	5	3.8	0	6	5	-100%	-100%

# BEAT 44

## Southside Precinct

### Week Ending 01/20/18



	Last 4 Weeks				28 Days Ending 01/20/18	28 Day Average 2017	YTD 2018	YTD 2017	YTD 2016	Change 17 to 18	Change vs. 2016
	Ending 12/30/17	Ending 01/06/18	Ending 01/13/18	Ending 01/20/18							
HOMICIDE	0	0	0	0	0	0.1	0	0	0	0	0
RAPE (11A) *	0	0	0	0	0	0.2	0	0	0	0	0
RAPE (11B & 11C) *	0	0	0	0	0	0.3	0	0	0	0	0
COMMERCIAL ROBBERY	0	0	0	0	0	0.2	0	0	0	0	0
STREET ROBBERY	0	1	0	0	1	0.8	0	0	0	0	0
RESIDENTIAL ROBBERY	0	0	0	0	0	0.1	0	0	0	0	0
AGG ASSAULT w/ GUN	0	0	0	0	0	0.8	0	1	1	-1	-1
AGG ASSAULT w/o GUN	0	0	0	0	0	0.5	0	0	1	0	-1
<b>TOTAL VIOLENT</b>	<b>0</b>	<b>1</b>	<b>0</b>	<b>0</b>	<b>1</b>	<b>2.8</b>	<b>0</b>	<b>1</b>	<b>2</b>	<b>-100%</b>	<b>-100%</b>
COMMERCIAL BURGLARY	0	0	0	0	0	0.6	0	0	0	0	0
RESIDENTIAL BURGLARY	1	0	0	0	1	4.7	0	4	2	-4	-2
SUDDEN SNATCHING	0	0	0	0	0	0.0	0	0	0	0	0
SHOPLIFTING	0	1	0	1	2	1.3	2	0	1	2	1
THEFT FROM VEHICLE	2	0	0	2	4	7.7	2	3	3	-1	-1
THEFT FROM YARD	1	0	0	0	1	1.7	0	4	0	-4	0
THEFT FROM BLDG	0	0	0	0	0	2.5	0	2	2	-2	-2
OTHER LARCENY	0	0	1	0	1	0.5	1	1	0	0	1
AUTO THEFT	0	0	0	0	0	2.8	0	1	3	-1	-3
<b>TOTAL PROPERTY</b>	<b>4</b>	<b>1</b>	<b>1</b>	<b>3</b>	<b>9</b>	<b>21.7</b>	<b>5</b>	<b>15</b>	<b>11</b>	<b>-67%</b>	<b>-55%</b>
<b>TOTAL PART I</b>	<b>4</b>	<b>2</b>	<b>1</b>	<b>3</b>	<b>10</b>	<b>24.5</b>	<b>5</b>	<b>16</b>	<b>13</b>	<b>-69%</b>	<b>-62%</b>

Difference from Last Year -11

Statistics are based on UCR criteria, not GA Criminal Code.

\* Rape Code 11A is the historical definition of rape (aka Legacy Rape); Rape Codes 11B and 11C are those moved from Part II to Part I in 2017.

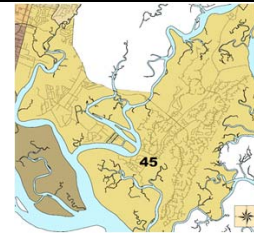
\* Rape Code 11A is the historical definition of rape; Rape Codes 11B and 11C are those moved from Part II to Part I status in accordance with federal mandate.

Shots Fired Calls	Week Ending 12/16/17	Week Ending 12/23/17	Week Ending 01/13/18	Week Ending 01/20/18	28 Days Ending 01/20/18	28 Day Average 2017	YTD 2018	YTD 2017	YTD 2016	Change 17 to 18	Change vs. 2016
53S ShotSpotter Calls	0	0	0	0	0	0.0	0	0	0	0%	0%
Sig 53 Shots Fired Calls	1	4	3	5	13	8.4	11	8	4	38%	175%

# BEAT 45

## Southside Precinct

### Week Ending 01/20/18



	Last 4 Weeks				28 Days Ending 01/20/18	28 Day Average 2017	YTD 2018	YTD 2017	YTD 2016	Change 17 to 18	Change vs. 2016
	Ending 12/30/17	Ending 01/06/18	Ending 01/13/18	Ending 01/20/18							
HOMICIDE	0	0	0	0	0	0.0	0	0	0	0	0
RAPE (11A) *	0	0	0	0	0	0.0	0	0	0	0	0
RAPE (11B & 11C) *	0	0	0	0	0	0.2	0	0	0	0	0
COMMERCIAL ROBBERY	0	0	0	0	0	0.0	0	0	0	0	0
STREET ROBBERY	0	0	0	0	0	0.1	0	0	0	0	0
RESIDENTIAL ROBBERY	0	0	0	0	0	0.0	0	0	0	0	0
AGG ASSAULT w/ GUN	0	0	0	0	0	0.1	0	0	0	0	0
AGG ASSAULT w/o GUN	0	0	0	0	0	0.1	0	0	0	0	0
<b>TOTAL VIOLENT</b>	<b>0</b>	<b>0</b>	<b>0</b>	<b>0</b>	<b>0</b>	<b>0.4</b>	<b>0</b>	<b>0</b>	<b>0</b>	<b>#DIV/0!</b>	<b>#DIV/0!</b>
COMMERCIAL BURGLARY	0	0	0	0	0	0.0	0	0	0	0	0
RESIDENTIAL BURGLARY	0	0	0	0	0	0.9	0	2	1	-2	-1
SUDDEN SNATCHING	0	0	0	0	0	0.0	0	0	0	0	0
SHOPLIFTING	0	0	0	0	0	0.0	0	0	0	0	0
THEFT FROM VEHICLE	0	1	0	0	1	0.8	1	0	1	1	0
THEFT FROM YARD	0	0	0	0	0	0.2	0	0	0	0	0
THEFT FROM BLDG	0	0	0	0	0	0.2	0	0	0	0	0
OTHER LARCENY	0	0	0	0	0	0.1	0	0	0	0	0
AUTO THEFT	1	0	0	0	1	0.3	0	0	1	0	-1
<b>TOTAL PROPERTY</b>	<b>1</b>	<b>1</b>	<b>0</b>	<b>0</b>	<b>2</b>	<b>2.6</b>	<b>1</b>	<b>2</b>	<b>3</b>	<b>-50%</b>	<b>-67%</b>
<b>TOTAL PART I</b>	<b>1</b>	<b>1</b>	<b>0</b>	<b>0</b>	<b>2</b>	<b>3.0</b>	<b>1</b>	<b>2</b>	<b>3</b>	<b>-50%</b>	<b>-67%</b>

Difference from Last Year -1

Statistics are based on UCR criteria, not GA Criminal Code.

\* Rape Code 11A is the historical definition of rape (aka Legacy Rape); Rape Codes 11B and 11C are those moved from Part II to Part I in 2017.

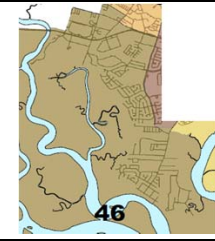
\* Rape Code 11A is the historical definition of rape; Rape Codes 11B and 11C are those moved from Part II to Part I status in accordance with federal mandate.

Shots Fired Calls	Week Ending 12/16/17	Week Ending 12/23/17	Week Ending 01/13/18	Week Ending 01/20/18	28 Days Ending 01/20/18	28 Day Average 2017	YTD 2018	YTD 2017	YTD 2016	Change 17 to 18	Change vs. 2016
53S ShotSpotter Calls	0	0	0	0	0	0.0	0	0	0	0%	0%
Sig 53 Shots Fired Calls	0	0	0	0	0	2.9	0	5	2	-100%	-100%

# BEAT 46

## Southside Precinct

### Week Ending 01/20/18



	Last 4 Weeks				28 Days Ending 01/20/18	28 Day Average 2017	YTD 2018	YTD 2017	YTD 2016	Change 17 to 18	Change vs. 2016
	Ending 12/30/17	Ending 01/06/18	Ending 01/13/18	Ending 01/20/18							
HOMICIDE	0	0	0	0	0	0.1	0	0	0	0	0
RAPE (11A) *	0	0	0	0	0	0.1	0	0	1	0	-1
RAPE (11B & 11C) *	0	0	0	0	0	0.1	0	0	0	0	0
COMMERCIAL ROBBERY	0	0	2	0	2	0.2	2	0	0	2	2
STREET ROBBERY	0	0	0	0	0	0.2	0	0	1	0	-1
RESIDENTIAL ROBBERY	0	0	0	0	0	0.0	0	0	0	0	0
AGG ASSAULT w/ GUN	0	0	0	0	0	0.3	0	0	0	0	0
AGG ASSAULT w/o GUN	0	0	0	0	0	0.2	0	0	0	0	0
<b>TOTAL VIOLENT</b>	<b>0</b>	<b>0</b>	<b>2</b>	<b>0</b>	<b>2</b>	<b>1.2</b>	<b>2</b>	<b>0</b>	<b>2</b>	<b>#DIV/0!</b>	<b>0%</b>
COMMERCIAL BURGLARY	0	1	0	0	1	0.2	1	1	0	0	1
RESIDENTIAL BURGLARY	0	0	0	0	0	1.5	0	3	0	-3	0
SUDDEN SNATCHING	0	0	0	0	0	0.1	0	0	0	0	0
SHOPLIFTING	5	0	3	5	13	14.5	8	4	7	4	1
THEFT FROM VEHICLE	0	0	1	3	4	5.2	4	5	1	-1	3
THEFT FROM YARD	0	0	0	0	0	0.8	0	0	1	0	-1
THEFT FROM BLDG	1	0	0	0	1	1.5	0	1	1	-1	-1
OTHER LARCENY	0	0	0	0	0	0.5	0	1	0	-1	0
AUTO THEFT	0	1	1	1	3	1.3	3	0	1	3	2
<b>TOTAL PROPERTY</b>	<b>6</b>	<b>2</b>	<b>5</b>	<b>9</b>	<b>22</b>	<b>25.7</b>	<b>16</b>	<b>15</b>	<b>11</b>	<b>7%</b>	<b>45%</b>
<b>TOTAL PART I</b>	<b>6</b>	<b>2</b>	<b>7</b>	<b>9</b>	<b>24</b>	<b>26.9</b>	<b>18</b>	<b>15</b>	<b>13</b>	<b>20%</b>	<b>38%</b>

Difference from Last Year 3

Statistics are based on UCR criteria, not GA Criminal Code.

\* Rape Code 11A is the historical definition of rape (aka Legacy Rape); Rape Codes 11B and 11C are those moved from Part II to Part I in 2017.

\* Rape Code 11A is the historical definition of rape; Rape Codes 11B and 11C are those moved from Part II to Part I status in accordance with federal mandate.

Shots Fired Calls	Week Ending 12/16/17	Week Ending 12/23/17	Week Ending 01/13/18	Week Ending 01/20/18	28 Days Ending 01/20/18	28 Day Average 2017	YTD 2018	YTD 2017	YTD 2016	Change 17 to 18	Change vs. 2016
53S ShotSpotter Calls	0	0	0	0	0	0.0	0	0	0	0%	0%
Sig 53 Shots Fired Calls	1	3	5	3	12	6.2	10	5	8	100%	25%



# COMPSTAT ISLANDS PRECINCT Week Ending 01/20/18

**PRECINCT COMMANDER:**  
CAPT. ASHLEY BROWN



	Week Ending 01/20/18	Week Ending 01/13/18	Weekly Avg 2017	28-Day Ending 01/20/18	28-Day Ending 12/23/17	Avg 28-Day 2017	YTD 2018	YTD 2017	YTD 2016	Change 17 to 18	Change vs. 2016
HOMICIDE	0	0	0	0	1	0	0	0	0	0	0
RAPE (11A) *	0	0	0	0	1	1	0	0	0	0	0
RAPE (11B & 11C) *	0	0	0	0	0	1	0	1	0	-1	0
COMMERCIAL ROBBERY	0	0	1	1	2	2	0	1	1	-1	-1
STREET ROBBERY	0	0	1	0	3	2	0	0	4	0	-4
RESIDENTIAL ROBBERY	0	0	0	0	0	0	0	1	0	-1	0
AGG ASSAULT w/ GUN	0	1	1	3	4	3	3	3	1	0	2
AGG ASSAULT w/o GUN	0	0	1	4	3	3	0	0	3	0	-3
<b>TOTAL VIOLENT</b>	<b>0</b>	<b>1</b>	<b>3</b>	<b>8</b>	<b>14</b>	<b>13</b>	<b>3</b>	<b>6</b>	<b>9</b>	<b>-50%</b>	<b>-67%</b>
COMMERCIAL BURGLARY	0	0	0	0	1	2	0	0	2	0	-2
RESIDENTIAL BURGLARY	2	4	5	10	16	20	9	8	16	1	-7
SUDDEN SNATCHING	0	0	0	0	0	1	0	0	0	0	0
SHOPLIFTING	7	2	6	17	24	25	12	17	22	-5	-10
THEFT FROM VEHICLE	5	4	6	14	15	23	12	17	20	-5	-8
THEFT FROM YARD	1	2	2	7	8	9	3	5	6	-2	-3
THEFT FROM BLDG	2	1	3	6	9	13	5	6	8	-1	-3
OTHER LARCENY	3	0	1	3	3	3	3	2	6	1	-3
AUTO THEFT	3	1	2	9	8	10	5	12	9	-7	-4
<b>TOTAL PROPERTY</b>	<b>23</b>	<b>14</b>	<b>26</b>	<b>66</b>	<b>84</b>	<b>104</b>	<b>49</b>	<b>67</b>	<b>89</b>	<b>-27%</b>	<b>-45%</b>
<b>TOTAL PART I</b>	<b>23</b>	<b>15</b>	<b>29</b>	<b>74</b>	<b>98</b>	<b>117</b>	<b>52</b>	<b>73</b>	<b>98</b>	<b>-29%</b>	<b>-47%</b>

Statistics are based on UCR criteria, not GA Criminal Code, and are preliminary, based on RMS data at the time prepared, and are subject to change.

Cell Shading: white is within 0.6 standard deviation of the mean; red is above; green is below.

\* Code 11A is the pre-2016 definition of rape; Codes 11B and 11C are by federal mandate in 2016.

Difference from Last Year	-21	Last Week	Year-to-Date
At-Fault Police Vehicle Accidents		0	0
Not At-Fault Police Vehicle Accidents		0	0
Total Police Vehicle Accidents		0	0

Citizen Initiated Calls	Week Ending 01/20/18	Week Ending 01/13/18	Weekly Avg 2017	28-Day Ending 01/20/18	28-Day Ending 12/23/17	Avg 28-Day 2017	YTD 2018	YTD 2017	YTD 2016	Change 17 to 18	Change vs. 2016
Midnight Shift	55	62	82	266	226	330	190	309	259	-119	-69
Day Shift	155	164	190	607	736	761	453	672	609	-219	-156
Afternoon Shift	178	158	219	683	748	876	485	737	656	-252	-171
<b>TOTAL CITIZEN CFS</b>	<b>388</b>	<b>384</b>	<b>492</b>	<b>1556</b>	<b>1710</b>	<b>1966</b>	<b>1128</b>	<b>1718</b>	<b>1524</b>	<b>-34.3%</b>	<b>-26.0%</b>
53S ShotSpotter Calls	1	2	2	16	5	9	11	15	7	-4	4
Sig 53 Shots Fired Calls	7	11	11	58	32	44	36	51	48	-15	-12



# BEAT 51

## Islands Precinct

### Week Ending 01/20/18



	Last 4 Weeks				28 Days Ending 01/20/18	28 Day Average 2017	YTD 2018	YTD 2017	YTD 2016	Change 17 to 18	Change vs. 2016
	Ending 12/30/17	Ending 01/06/18	Ending 01/13/18	Ending 01/20/18							
HOMICIDE	0	0	0	0	0	0.2	0	0	0	0	0
RAPE (11A) *	0	0	0	0	0	0.2	0	0	0	0	0
RAPE (11B & 11C) *	0	0	0	0	0	0.2	0	0	0	0	0
COMMERCIAL ROBBERY	0	0	0	0	0	1.4	0	1	0	-1	0
STREET ROBBERY	0	0	0	0	0	0.7	0	0	1	0	-1
RESIDENTIAL ROBBERY	0	0	0	0	0	0.0	0	0	0	0	0
AGG ASSAULT w/ GUN	0	0	1	0	1	1.0	1	0	1	1	0
AGG ASSAULT w/o GUN	0	0	0	0	0	0.9	0	0	0	0	0
<b>TOTAL VIOLENT</b>	<b>0</b>	<b>0</b>	<b>1</b>	<b>0</b>	<b>1</b>	<b>4.4</b>	<b>1</b>	<b>1</b>	<b>2</b>	<b>0%</b>	<b>-50%</b>
COMMERCIAL BURGLARY	0	0	0	0	0	0.8	0	0	1	0	-1
RESIDENTIAL BURGLARY	1	3	1	1	6	5.2	5	1	6	4	-1
SUDDEN SNATCHING	0	0	0	0	0	0.2	0	0	0	0	0
SHOPLIFTING	1	2	1	5	9	17.4	8	10	8	-2	0
THEFT FROM VEHICLE	0	0	1	1	2	7.4	2	5	5	-3	-3
THEFT FROM YARD	2	1	1	0	4	2.7	1	0	1	1	0
THEFT FROM BLDG	0	1	0	2	3	2.5	3	3	1	0	2
OTHER LARCENY	0	0	0	0	0	0.5	0	0	0	0	0
AUTO THEFT	1	1	1	0	3	2.8	1	4	3	-3	-2
<b>TOTAL PROPERTY</b>	<b>5</b>	<b>8</b>	<b>5</b>	<b>9</b>	<b>27</b>	<b>39.6</b>	<b>20</b>	<b>23</b>	<b>25</b>	<b>-13%</b>	<b>-20%</b>
<b>TOTAL PART I</b>	<b>5</b>	<b>8</b>	<b>6</b>	<b>9</b>	<b>28</b>	<b>44.0</b>	<b>21</b>	<b>24</b>	<b>27</b>	<b>-13%</b>	<b>-22%</b>

Difference from Last Year -3

Statistics are based on UCR criteria, not GA Criminal Code.

\* Rape Code 11A is the historical definition of rape (aka Legacy Rape); Rape Codes 11B and 11C are those moved from Part II to Part I in 2017.

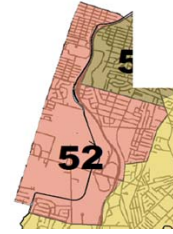
\* Rape Code 11A is the historical definition of rape; Rape Codes 11B and 11C are those moved from Part II to Part I status in accordance with federal mandate.

Shots Fired Calls	Week Ending 12/16/17	Week Ending 12/23/17	Week Ending 01/13/18	Week Ending 01/20/18	28 Days Ending 01/20/18	28 Day Average 2017	YTD 2018	YTD 2017	YTD 2016	Change 17 to 18	Change vs. 2016
53S ShotSpotter Calls	1	9	2	1	13	6.9	10	12	6	0%	0%
Sig 53 Shots Fired Calls	6	10	6	4	26	14.3	19	13	19	46%	0%

# BEAT 52

## Islands Precinct

### Week Ending 01/20/18



	Last 4 Weeks				28 Days Ending 01/20/18	28 Day Average 2017	YTD 2018	YTD 2017	YTD 2016	Change 17 to 18	Change vs. 2016
	Ending 12/30/17	Ending 01/06/18	Ending 01/13/18	Ending 01/20/18							
HOMICIDE	0	0	0	0	0	0.1	0	0	0	0	0
RAPE (11A) *	0	0	0	0	0	0.0	0	0	0	0	0
RAPE (11B & 11C) *	0	0	0	0	0	0.3	0	0	0	0	0
COMMERCIAL ROBBERY	0	0	0	0	0	0.0	0	0	0	0	0
STREET ROBBERY	0	0	0	0	0	0.0	0	0	3	0	-3
RESIDENTIAL ROBBERY	0	0	0	0	0	0.1	0	0	0	0	0
AGG ASSAULT w/ GUN	0	0	0	0	0	0.6	0	1	0	-1	0
AGG ASSAULT w/o GUN	2	0	0	0	2	0.8	0	0	0	0	0
<b>TOTAL VIOLENT</b>	<b>2</b>	<b>0</b>	<b>0</b>	<b>0</b>	<b>2</b>	<b>1.9</b>	<b>0</b>	<b>1</b>	<b>3</b>	<b>-100%</b>	<b>-100%</b>
COMMERCIAL BURGLARY	0	0	0	0	0	0.1	0	0	0	0	0
RESIDENTIAL BURGLARY	0	0	0	0	0	1.2	0	1	4	-1	-4
SUDDEN SNATCHING	0	0	0	0	0	0.1	0	0	0	0	0
SHOPLIFTING	0	0	0	0	0	0.3	0	0	0	0	0
THEFT FROM VEHICLE	0	0	0	0	0	3.2	0	2	1	-2	-1
THEFT FROM YARD	0	0	0	0	0	0.8	0	2	1	-2	-1
THEFT FROM BLDG	0	0	0	0	0	3.5	0	0	0	0	0
OTHER LARCENY	0	0	0	0	0	0.4	0	2	0	-2	0
AUTO THEFT	0	0	0	1	1	1.0	1	2	2	-1	-1
<b>TOTAL PROPERTY</b>	<b>0</b>	<b>0</b>	<b>0</b>	<b>1</b>	<b>1</b>	<b>10.4</b>	<b>1</b>	<b>9</b>	<b>8</b>	<b>-89%</b>	<b>-88%</b>
<b>TOTAL PART I</b>	<b>2</b>	<b>0</b>	<b>0</b>	<b>1</b>	<b>3</b>	<b>12.3</b>	<b>1</b>	<b>10</b>	<b>11</b>	<b>-90%</b>	<b>-91%</b>

Difference from Last Year -9

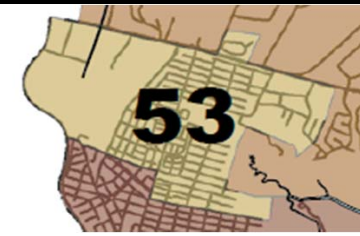
Statistics are based on UCR criteria, not GA Criminal Code.

\* Rape Code 11A is the historical definition of rape (aka Legacy Rape); Rape Codes 11B and 11C are those moved from Part II to Part I in 2017.

\* Rape Code 11A is the historical definition of rape; Rape Codes 11B and 11C are those moved from Part II to Part I status in accordance with federal mandate.

Shots Fired Calls	Week Ending 12/16/17	Week Ending 12/23/17	Week Ending 01/13/18	Week Ending 01/20/18	28 Days Ending 01/20/18	28 Day Average 2017	YTD 2018	YTD 2017	YTD 2016	Change 17 to 18	Change vs. 2016
53S ShotSpotter Calls	0	0	0	0	0	0.2	0	1	0	0%	0%
Sig 53 Shots Fired Calls	3	1	0	1	5	6.1	2	9	7	-78%	-71%

**BEAT 53**  
**Islands Precinct**  
**Week Ending 01/20/18**



	Last 4 Weeks				28 Days Ending 01/20/18	28 Day Average 2017	YTD 2018	YTD 2017	YTD 2016	Change 17 to 18	Change vs. 2016
	Ending 12/30/17	Ending 01/06/18	Ending 01/13/18	Ending 01/20/18							
HOMICIDE	0	0	0	0	0	0.2	0	0	0	0	0
RAPE (11A) *	0	0	0	0	0	0.1	0	0	0	0	0
RAPE (11B & 11C) *	0	0	0	0	0	0.0	0	1	0	-1	0
COMMERCIAL ROBBERY	0	0	0	0	0	0.2	0	0	0	0	0
STREET ROBBERY	0	0	0	0	0	0.7	0	0	0	0	0
RESIDENTIAL ROBBERY	0	0	0	0	0	0.1	0	1	0	-1	0
AGG ASSAULT w/ GUN	0	0	0	0	0	1.1	0	1	0	-1	0
AGG ASSAULT w/o GUN	1	0	0	0	1	0.8	0	0	0	0	0
<b>TOTAL VIOLENT</b>	<b>1</b>	<b>0</b>	<b>0</b>	<b>0</b>	<b>1</b>	<b>3.1</b>	<b>0</b>	<b>3</b>	<b>0</b>	<b>-100%</b>	<b>#DIV/0!</b>
COMMERCIAL BURGLARY	0	0	0	0	0	0.5	0	0	0	0	0
RESIDENTIAL BURGLARY	0	0	1	0	1	3.1	1	0	1	1	0
SUDDEN SNATCHING	0	0	0	0	0	0.3	0	0	0	0	0
SHOPLIFTING	0	0	0	1	1	1.4	1	3	0	-2	1
THEFT FROM VEHICLE	1	2	1	0	4	2.7	3	0	1	3	2
THEFT FROM YARD	0	0	0	0	0	1.5	0	1	1	-1	-1
THEFT FROM BLDG	0	1	0	0	1	2.3	1	0	4	1	-3
OTHER LARCENY	0	0	0	1	1	0.4	1	0	0	1	1
AUTO THEFT	0	1	0	2	3	1.8	2	0	1	2	1
<b>TOTAL PROPERTY</b>	<b>1</b>	<b>4</b>	<b>2</b>	<b>4</b>	<b>11</b>	<b>14.0</b>	<b>9</b>	<b>4</b>	<b>8</b>	<b>125%</b>	<b>13%</b>
<b>TOTAL PART I</b>	<b>2</b>	<b>4</b>	<b>2</b>	<b>4</b>	<b>12</b>	<b>17.2</b>	<b>9</b>	<b>7</b>	<b>8</b>	<b>29%</b>	<b>13%</b>

**Difference from Last Year 2**

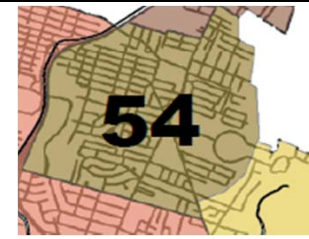
Statistics are based on UCR criteria, not GA Criminal Code.

\* Rape Code 11A is the historical definition of rape (aka Legacy Rape); Rape Codes 11B and 11C are those moved from Part II to Part I in 2017.

\* Rape Code 11A is the historical definition of rape; Rape Codes 11B and 11C are those moved from Part II to Part I status in accordance with federal mandate.

<b>Shots Fired Calls</b>	Week Ending 12/16/17	Week Ending 12/23/17	Week Ending 01/13/18	Week Ending 01/20/18	28 Days Ending 01/20/18	28 Day Average 2017	YTD 2018	YTD 2017	YTD 2016	Change 17 to 18	Change vs. 2016
53S ShotSpotter Calls	0	3	0	0	3	1.7	1	2	1	0%	0%
Sig 53 Shots Fired Calls	2	5	2	0	9	8.7	5	7	9	-29%	-44%

**BEAT 54**  
**Islands Precinct**  
**Week Ending 01/20/18**



	Last 4 Weeks				28 Days Ending 01/20/18	28 Day Average 2017	YTD 2018	YTD 2017	YTD 2016	Change 17 to 18	Change vs. 2016
	Ending 12/30/17	Ending 01/06/18	Ending 01/13/18	Ending 01/20/18							
HOMICIDE	0	0	0	0	0	0.0	0	0	0	0	0
RAPE (11A) *	0	0	0	0	0	0.1	0	0	0	0	0
RAPE (11B & 11C) *	0	0	0	0	0	0.1	0	0	0	0	0
COMMERCIAL ROBBERY	1	0	0	0	1	0.7	0	0	0	0	0
STREET ROBBERY	0	0	0	0	0	0.4	0	0	0	0	0
RESIDENTIAL ROBBERY	0	0	0	0	0	0.1	0	0	0	0	0
AGG ASSAULT w/ GUN	0	2	0	0	2	0.5	2	0	0	2	2
AGG ASSAULT w/o GUN	1	0	0	0	1	0.5	0	0	2	0	-2
<b>TOTAL VIOLENT</b>	<b>2</b>	<b>2</b>	<b>0</b>	<b>0</b>	<b>4</b>	<b>2.4</b>	<b>2</b>	<b>0</b>	<b>2</b>	<b>#DIV/0!</b>	<b>0%</b>
COMMERCIAL BURGLARY	0	0	0	0	0	0.0	0	0	0	0	0
RESIDENTIAL BURGLARY	0	0	1	1	2	4.4	2	5	4	-3	-2
SUDDEN SNATCHING	0	0	0	0	0	0.2	0	0	0	0	0
SHOPLIFTING	2	0	1	1	4	2.8	2	2	4	0	-2
THEFT FROM VEHICLE	0	0	0	1	1	2.2	1	7	3	-6	-2
THEFT FROM YARD	0	0	0	0	0	1.5	0	0	0	0	0
THEFT FROM BLDG	0	0	0	0	0	1.4	0	0	0	0	0
OTHER LARCENY	0	0	0	0	0	0.5	0	0	0	0	0
AUTO THEFT	0	0	0	0	0	1.9	0	3	1	-3	-1
<b>TOTAL PROPERTY</b>	<b>2</b>	<b>0</b>	<b>2</b>	<b>3</b>	<b>7</b>	<b>14.8</b>	<b>5</b>	<b>17</b>	<b>12</b>	<b>-71%</b>	<b>-58%</b>
<b>TOTAL PART I</b>	<b>4</b>	<b>2</b>	<b>2</b>	<b>3</b>	<b>11</b>	<b>17.2</b>	<b>7</b>	<b>17</b>	<b>14</b>	<b>-59%</b>	<b>-50%</b>

**Difference from Last Year -10**

Statistics are based on UCR criteria, not GA Criminal Code.

\* Rape Code 11A is the historical definition of rape (aka Legacy Rape); Rape Codes 11B and 11C are those moved from Part II to Part I in 2017.

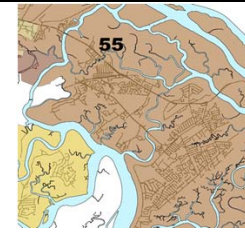
\* Rape Code 11A is the historical definition of rape; Rape Codes 11B and 11C are those moved from Part II to Part I status in accordance with federal mandate.

<b>Shots Fired Calls</b>	Week Ending 12/16/17	Week Ending 12/23/17	Week Ending 01/13/18	Week Ending 01/20/18	28 Days Ending 01/20/18	28 Day Average 2017	YTD 2018	YTD 2017	YTD 2016	Change 17 to 18	Change vs. 2016
53S ShotSpotter Calls	0	0	0	0	0	0.0	0	0	0	0%	0%
Sig 53 Shots Fired Calls	5	3	2	1	11	7.7	6	15	8	-60%	-25%

# BEAT 55

## Islands Precinct

### Week Ending 01/20/18



	Last 4 Weeks				28 Days Ending 01/20/18	28 Day Average 2017	YTD 2018	YTD 2017	YTD 2016	Change 17 to 18	Change vs. 2016
	Ending 12/30/17	Ending 01/06/18	Ending 01/13/18	Ending 01/20/18							
HOMICIDE	0	0	0	0	0	0.0	0	0	0	0	0
RAPE (11A) *	0	0	0	0	0	0.3	0	0	0	0	0
RAPE (11B & 11C) *	0	0	0	0	0	0.2	0	0	0	0	0
COMMERCIAL ROBBERY	0	0	0	0	0	0.2	0	0	1	0	-1
STREET ROBBERY	0	0	0	0	0	0.3	0	0	0	0	0
RESIDENTIAL ROBBERY	0	0	0	0	0	0.0	0	0	0	0	0
AGG ASSAULT w/ GUN	0	0	0	0	0	0.0	0	0	0	0	0
AGG ASSAULT w/o GUN	0	0	0	0	0	0.3	0	0	1	0	-1
<b>TOTAL VIOLENT</b>	<b>0</b>	<b>0</b>	<b>0</b>	<b>0</b>	<b>0</b>	<b>1.2</b>	<b>0</b>	<b>0</b>	<b>2</b>	<b>#DIV/0!</b>	<b>-100%</b>
COMMERCIAL BURGLARY	0	0	0	0	0	0.4	0	0	1	0	-1
RESIDENTIAL BURGLARY	0	0	1	0	1	4.8	1	1	1	0	0
SUDDEN SNATCHING	0	0	0	0	0	0.0	0	0	0	0	0
SHOPLIFTING	2	1	0	0	3	2.9	1	2	10	-1	-9
THEFT FROM VEHICLE	1	1	2	3	7	6.8	6	2	9	4	-3
THEFT FROM YARD	1	0	1	1	3	2.6	2	2	3	0	-1
THEFT FROM BLDG	1	0	1	0	2	3.0	1	3	3	-2	-2
OTHER LARCENY	0	0	0	2	2	0.8	2	0	6	2	-4
AUTO THEFT	0	2	0	0	2	2.1	1	2	2	-1	-1
<b>TOTAL PROPERTY</b>	<b>5</b>	<b>4</b>	<b>5</b>	<b>6</b>	<b>20</b>	<b>23.3</b>	<b>14</b>	<b>12</b>	<b>35</b>	<b>17%</b>	<b>-60%</b>
<b>TOTAL PART I</b>	<b>5</b>	<b>4</b>	<b>5</b>	<b>6</b>	<b>20</b>	<b>24.5</b>	<b>14</b>	<b>12</b>	<b>37</b>	<b>17%</b>	<b>-62%</b>

Difference from Last Year 2

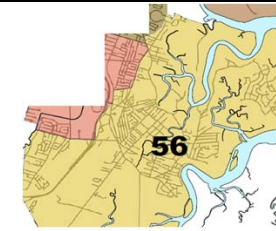
Statistics are based on UCR criteria, not GA Criminal Code.

\* Rape Code 11A is the historical definition of rape (aka Legacy Rape); Rape Codes 11B and 11C are those moved from Part II to Part I in 2017.

\* Rape Code 11A is the historical definition of rape; Rape Codes 11B and 11C are those moved from Part II to Part I status in accordance with federal mandate.

Shots Fired Calls	Week Ending 12/16/17	Week Ending 12/23/17	Week Ending 01/13/18	Week Ending 01/20/18	28 Days Ending 01/20/18	28 Day Average 2017	YTD 2018	YTD 2017	YTD 2016	Change 17 to 18	Change vs. 2016
53S ShotSpotter Calls	0	0	0	0	0	0.1	0	0	0	0%	0%
Sig 53 Shots Fired Calls	1	4	1	1	7	5.1	4	5	2	-20%	100%

**BEAT 56**  
**Islands Precinct**  
**Week Ending 01/20/18**



	Last 4 Weeks				28 Days Ending 01/20/18	28 Day Average 2017	YTD 2018	YTD 2017	YTD 2016	Change 17 to 18	Change vs. 2016
	Ending 12/30/17	Ending 01/06/18	Ending 01/13/18	Ending 01/20/18							
HOMICIDE	0	0	0	0	0	0.1	0	0	0	0	0
RAPE (11A) *	0	0	0	0	0	0.0	0	0	0	0	0
RAPE (11B & 11C) *	0	0	0	0	0	0.0	0	0	0	0	0
COMMERCIAL ROBBERY	0	0	0	0	0	0.0	0	0	0	0	0
STREET ROBBERY	0	0	0	0	0	0.0	0	0	0	0	0
RESIDENTIAL ROBBERY	0	0	0	0	0	0.1	0	0	0	0	0
AGG ASSAULT w/ GUN	0	0	0	0	0	0.2	0	1	0	-1	0
AGG ASSAULT w/o GUN	0	0	0	0	0	0.0	0	0	0	0	0
<b>TOTAL VIOLENT</b>	<b>0</b>	<b>0</b>	<b>0</b>	<b>0</b>	<b>0</b>	<b>0.3</b>	<b>0</b>	<b>1</b>	<b>0</b>	<b>-100%</b>	<b>#DIV/0!</b>
COMMERCIAL BURGLARY	0	0	0	0	0	0.0	0	0	0	0	0
RESIDENTIAL BURGLARY	0	0	0	0	0	1.0	0	0	0	0	0
SUDDEN SNATCHING	0	0	0	0	0	0.0	0	0	0	0	0
SHOPLIFTING	0	0	0	0	0	0.0	0	0	0	0	0
THEFT FROM VEHICLE	0	0	0	0	0	0.2	0	1	1	-1	-1
THEFT FROM YARD	0	0	0	0	0	0.2	0	0	0	0	0
THEFT FROM BLDG	0	0	0	0	0	0.1	0	0	0	0	0
OTHER LARCENY	0	0	0	0	0	0.1	0	0	0	0	0
AUTO THEFT	0	0	0	0	0	0.2	0	1	0	-1	0
<b>TOTAL PROPERTY</b>	<b>0</b>	<b>0</b>	<b>0</b>	<b>0</b>	<b>0</b>	<b>1.8</b>	<b>0</b>	<b>2</b>	<b>1</b>	<b>-100%</b>	<b>-100%</b>
<b>TOTAL PART I</b>	<b>0</b>	<b>0</b>	<b>0</b>	<b>0</b>	<b>0</b>	<b>2.1</b>	<b>0</b>	<b>3</b>	<b>1</b>	<b>-100%</b>	<b>-100%</b>

**Difference from Last Year -3**

Statistics are based on UCR criteria, not GA Criminal Code.

\* Rape Code 11A is the historical definition of rape (aka Legacy Rape); Rape Codes 11B and 11C are those moved from Part II to Part I in 2017.

\* Rape Code 11A is the historical definition of rape; Rape Codes 11B and 11C are those moved from Part II to Part I status in accordance with federal mandate.

<b>Shots Fired Calls</b>	Week Ending 12/16/17	Week Ending 12/23/17	Week Ending 01/13/18	Week Ending 01/20/18	28 Days Ending 01/20/18	28 Day Average 2017	YTD 2018	YTD 2017	YTD 2016	Change 17 to 18	Change vs. 2016
53S ShotSpotter Calls	0	0	0	0	0	0.0	0	0	0	0%	0%
Sig 53 Shots Fired Calls	0	0	0	0	0	2.5	0	2	3	-100%	-100%



# COMPSTAT WHITEFIELD PRECINCT Week Ending 01/20/18

**PRECINCT COMMANDER:**  
LT. TORRENCE GARVIN



	Week Ending 01/20/18	Week Ending 01/13/18	Weekly Avg 2017	28-Day Ending 01/20/18	28-Day Ending 12/23/17	Avg 28-Day 2017	YTD 2018	YTD 2017	YTD 2016	Change 17 to 18	Change vs. 2016
HOMICIDE	0	0	0	0	0	0	0	1	0	-1	0
RAPE (11A) *	0	0	0	0	0	0	0	0	0	0	0
RAPE (11B & 11C) *	0	0	0	0	0	0	0	0	0	0	0
COMMERCIAL ROBBERY	0	0	0	0	0	0	0	0	0	0	0
STREET ROBBERY	0	0	0	0	2	1	0	0	0	0	0
RESIDENTIAL ROBBERY	0	0	0	0	0	0	0	0	0	0	0
AGG ASSAULT w/ GUN	0	0	0	0	0	0	0	0	1	0	-1
AGG ASSAULT w/o GUN	0	0	0	0	0	1	0	0	1	0	-1
<b>TOTAL VIOLENT</b>	<b>0</b>	<b>0</b>	<b>1</b>	<b>0</b>	<b>2</b>	<b>3</b>	<b>0</b>	<b>1</b>	<b>2</b>	<b>-100%</b>	<b>-100%</b>

COMMERCIAL BURGLARY	0	0	0	0	1	1	0	0	1	0	-1
RESIDENTIAL BURGLARY	1	2	2	10	3	9	7	5	6	2	1
SUDDEN SNATCHING	0	2	0	3	1	0	3	0	0	3	3
SHOPLIFTING	0	3	3	8	10	12	5	10	10	-5	-5
THEFT FROM VEHICLE	3	0	3	6	15	11	3	10	9	-7	-6
THEFT FROM YARD	0	1	1	2	3	4	1	2	4	-1	-3
THEFT FROM BLDG	5	2	1	10	8	5	9	5	7	4	2
OTHER LARCENY	0	0	0	0	1	2	0	0	0	0	0
AUTO THEFT	0	2	1	4	3	4	3	2	2	1	1
<b>TOTAL PROPERTY</b>	<b>9</b>	<b>12</b>	<b>12</b>	<b>43</b>	<b>45</b>	<b>48</b>	<b>31</b>	<b>34</b>	<b>39</b>	<b>-9%</b>	<b>-21%</b>
<b>TOTAL PART I</b>	<b>9</b>	<b>12</b>	<b>13</b>	<b>43</b>	<b>47</b>	<b>51</b>	<b>31</b>	<b>35</b>	<b>41</b>	<b>-11%</b>	<b>-24%</b>

Statistics are based on UCR criteria, not GA Criminal Code, and are preliminary, based on RMS data at the time prepared, and are subject to change.

Cell Shading: white is within 0.6 standard deviation of the mean; red is above; green is below.

\* Code 11A is the pre-2016 definition of rape; Codes 11B and 11C are by federal mandate in 2016.

Difference from Last Year	-4	Last Week	Year-to-Date
At-Fault Police Vehicle Accidents		0	1
Not At-Fault Police Vehicle Accidents		0	0
Total Police Vehicle Accidents		0	1

Citizen Initiated Calls	Week Ending 01/20/18	Week Ending 01/13/18	Weekly Avg 2017	28-Day Ending 01/20/18	28-Day Ending 12/23/17	Avg 28-Day 2017	YTD 2018	YTD 2017	YTD 2016	Change 17 to 18	Change vs. 2016
Midnight Shift	23	32	34	120	100	138	80	80	273	0	-193
Day Shift	67	79	101	316	419	403	221	285	269	-64	-48
Afternoon Shift	91	76	102	336	345	407	228	232	110	-4	118
<b>TOTAL CITIZEN CFS</b>	<b>181</b>	<b>187</b>	<b>237</b>	<b>772</b>	<b>864</b>	<b>947</b>	<b>529</b>	<b>597</b>	<b>652</b>	<b>-11.4%</b>	<b>-18.9%</b>
53S ShotSpotter Calls	0	0	0	0	0	0	0	0	0	0	0
Sig 53 Shots Fired Calls	8	7	4	58	7	15	20	27	24	-7	-4

**BEAT 61**  
**Whitefield Precinct**  
**Week Ending 01/20/18**

	Last 4 Weeks				28 Days Ending 01/20/18	28 Day Average 2017	YTD 2018	YTD 2017	YTD 2016	Change 17 to 18	Change vs. 2016
	Ending 12/30/17	Ending 01/06/18	Ending 01/13/18	Ending 01/20/18							
HOMICIDE	0	0	0	0	0	0.2	0	1	0	-1	0
RAPE (11A) *	0	0	0	0	0	0.0	0	0	0	0	0
RAPE (11B & 11C) *	0	0	0	0	0	0.2	0	0	0	0	0
COMMERCIAL ROBBERY	0	0	0	0	0	0.0	0	0	0	0	0
STREET ROBBERY	0	0	0	0	0	0.2	0	0	0	0	0
RESIDENTIAL ROBBERY	0	0	0	0	0	0.0	0	0	0	0	0
AGG ASSAULT w/ GUN	0	0	0	0	0	0.1	0	0	1	0	-1
AGG ASSAULT w/o GUN	0	0	0	0	0	0.2	0	0	1	0	-1
<b>TOTAL VIOLENT</b>	<b>0</b>	<b>0</b>	<b>0</b>	<b>0</b>	<b>0</b>	<b>0.7</b>	<b>0</b>	<b>1</b>	<b>2</b>	<b>-100%</b>	<b>-100%</b>
COMMERCIAL BURGLARY	0	0	0	0	0	0.2	0	0	1	0	-1
RESIDENTIAL BURGLARY	1	0	0	1	2	4.0	1	2	2	-1	-1
SUDDEN SNATCHING	0	0	2	0	2	0.1	2	0	0	2	2
SHOPLIFTING	3	2	3	0	8	11.6	5	10	8	-5	-3
THEFT FROM VEHICLE	2	0	0	1	3	4.4	1	6	3	-5	-2
THEFT FROM YARD	0	0	0	0	0	1.8	0	2	1	-2	-1
THEFT FROM BLDG	1	1	1	1	4	2.6	3	2	3	1	0
OTHER LARCENY	0	0	0	0	0	1.0	0	0	0	0	0
AUTO THEFT	0	0	0	0	0	1.0	0	1	2	-1	-2
<b>TOTAL PROPERTY</b>	<b>7</b>	<b>3</b>	<b>6</b>	<b>3</b>	<b>19</b>	<b>26.7</b>	<b>12</b>	<b>23</b>	<b>20</b>	<b>-48%</b>	<b>-40%</b>
<b>TOTAL PART I</b>	<b>7</b>	<b>3</b>	<b>6</b>	<b>3</b>	<b>19</b>	<b>27.4</b>	<b>12</b>	<b>24</b>	<b>22</b>	<b>-50%</b>	<b>-45%</b>

**Difference from Last Year -12**

Statistics are based on UCR criteria, not GA Criminal Code.

\* Rape Code 11A is the historical definition of rape (aka Legacy Rape); Rape Codes 11B and 11C are those moved from Part II to Part I in 2017.

\* Rape Code 11A is the historical definition of rape; Rape Codes 11B and 11C are those moved from Part II to Part I status in accordance with federal mandate.

<b>Shots Fired Calls</b>	Week Ending 12/16/17	Week Ending 12/23/17	Week Ending 01/13/18	Week Ending 01/20/18	28 Days Ending 01/20/18	28 Day Average 2017	YTD 2018	YTD 2017	YTD 2016	Change 17 to 18	Change vs. 2016
53S ShotSpotter Calls	0	0	0	0	0	0.0	0	0	0	0%	0%
Sig 53 Shots Fired Calls	8	3	1	2	14	5.5	4	12	10	-67%	-60%



**BEAT 62**  
**Whitefield Precinct**  
**Week Ending 01/20/18**

	Last 4 Weeks				28 Days Ending 01/20/18	28 Day Average 2017	YTD 2018	YTD 2017	YTD 2016	Change 17 to 18	Change vs. 2016
	Ending 12/30/17	Ending 01/06/18	Ending 01/13/18	Ending 01/20/18							
HOMICIDE	0	0	0	0	0	0.1	0	0	0	0	0
RAPE (11A) *	0	0	0	0	0	0.2	0	0	0	0	0
RAPE (11B & 11C) *	0	0	0	0	0	0.3	0	0	0	0	0
COMMERCIAL ROBBERY	0	0	0	0	0	0.0	0	0	0	0	0
STREET ROBBERY	0	0	0	0	0	0.6	0	0	0	0	0
RESIDENTIAL ROBBERY	0	0	0	0	0	0.1	0	0	0	0	0
AGG ASSAULT w/ GUN	0	0	0	0	0	0.3	0	0	0	0	0
AGG ASSAULT w/o GUN	0	0	0	0	0	0.4	0	0	0	0	0
<b>TOTAL VIOLENT</b>	<b>0</b>	<b>0</b>	<b>0</b>	<b>0</b>	<b>0</b>	<b>2.0</b>	<b>0</b>	<b>0</b>	<b>0</b>	<b>#DIV/0!</b>	<b>#DIV/0!</b>
COMMERCIAL BURGLARY	0	0	0	0	0	0.3	0	0	0	0	0
RESIDENTIAL BURGLARY	2	4	2	0	8	4.9	6	3	4	3	2
SUDDEN SNATCHING	0	1	0	0	1	0.2	1	0	0	1	1
SHOPLIFTING	0	0	0	0	0	0.7	0	0	2	0	-2
THEFT FROM VEHICLE	0	1	0	2	3	6.7	2	4	6	-2	-4
THEFT FROM YARD	0	1	1	0	2	2.2	1	0	3	1	-2
THEFT FROM BLDG	0	1	1	4	6	2.8	6	3	4	3	2
OTHER LARCENY	0	0	0	0	0	1.0	0	0	0	0	0
AUTO THEFT	0	2	2	0	4	2.5	3	1	0	2	3
<b>TOTAL PROPERTY</b>	<b>2</b>	<b>10</b>	<b>6</b>	<b>6</b>	<b>24</b>	<b>21.4</b>	<b>19</b>	<b>11</b>	<b>19</b>	<b>73%</b>	<b>0%</b>
<b>TOTAL PART I</b>	<b>2</b>	<b>10</b>	<b>6</b>	<b>6</b>	<b>24</b>	<b>23.4</b>	<b>19</b>	<b>11</b>	<b>19</b>	<b>73%</b>	<b>0%</b>

**Difference from Last Year      8**

Statistics are based on UCR criteria, not GA Criminal Code.

\* Rape Code 11A is the historical definition of rape (aka Legacy Rape); Rape Codes 11B and 11C are those moved from Part II to Part I in 2017.

\* Rape Code 11A is the historical definition of rape; Rape Codes 11B and 11C are those moved from Part II to Part I status in accordance with federal mandate.

<b>Shots Fired Calls</b>	Week Ending 12/16/17	Week Ending 12/23/17	Week Ending 01/13/18	Week Ending 01/20/18	28 Days Ending 01/20/18	28 Day Average 2017	YTD 2018	YTD 2017	YTD 2016	Change 17 to 18	Change vs. 2016
53S ShotSpotter Calls	0	0	0	0	0	0.0	0	0	0	0%	0%
Sig 53 Shots Fired Calls	5	4	6	6	21	9.7	16	15	14	7%	14%