



# COMPSTAT TOTAL JURISDICTION Week Ending 12/09/17

**PATROL COMMANDER:**  
MAJOR RICHARD ZAPAL



	Week Ending 12/09/17	Week Ending 12/02/17	Weekly Avg 2016	28-Day Ending 12/09/17	28-Day Ending 11/11/17	Avg 28-Day 2016	YTD 2017	YTD 2016	YTD 2015	Change 16 to 17	Change vs. 2015
<b>HOMICIDE</b>	0	0	1	0	4	4	33	47	51	-14	-18
<b>RAPE (11A) *</b>	0	0	1	0	5	4	64	52	52	12	12
<b>RAPE (11B &amp; 11C) *</b>	0	1	1	1	1	6	37	67	20	-30	17
<b>COMMERCIAL ROBBERY</b>	3	0	2	6	14	7	107	85	103	22	4
<b>STREET ROBBERY</b>	5	1	8	16	19	30	227	362	334	-135	-107
<b>RESIDENTIAL ROBBERY</b>	0	0	1	3	2	4	26	47	51	-21	-25
<b>AGG ASSAULT w/ GUN</b>	3	4	5	18	14	21	264	266	280	-2	-16
<b>AGG ASSAULT w/o GUN</b>	5	5	5	27	27	20	308	247	214	61	94
<b>TOTAL VIOLENT</b>	16	11	24	71	86	96	1066	1173	1105	-9%	-4%
<b>COMMERCIAL BURGLARY</b>	7	14	7	32	9	27	219	333	241	-114	-22
<b>RESIDENTIAL BURGLARY</b>	15	18	29	68	89	115	1061	1427	1522	-366	-461
<b>SUDDEN SNATCHING</b>	1	1	2	7	11	9	102	106	80	-4	22
<b>SHOPLIFTING</b>	32	34	31	132	142	126	1641	1527	1683	114	-42
<b>THEFT FROM VEHICLE</b>	46	39	39	168	178	156	2006	1930	2051	76	-45
<b>THEFT FROM YARD</b>	13	15	16	46	53	65	761	827	826	-66	-65
<b>THEFT FROM BLDG</b>	22	13	24	71	68	94	1008	1148	1090	-140	-82
<b>OTHER LARCENY</b>	3	9	3	25	13	13	211	144	125	67	86
<b>AUTO THEFT</b>	25	15	18	77	78	73	889	893	1060	-4	-171
<b>TOTAL PROPERTY</b>	164	158	170	626	641	678	7898	8335	8678	-5%	-9%
<b>TOTAL PART I</b>	180	169	193	697	727	774	8964	9508	9783	-6%	-8%
							<b>Difference from Last Year</b>	-544			

Statistics are based on UCR criteria, not GA Criminal Code.

Statistics are preliminary, based on RMS data at the time prepared, and are subject to change due to late reports, reclassifications, updated locations, etc.

Cell Shading: white is within 0.6 standard deviation of the mean; red is above; green is below.

\* Rape Code 11A is the historical definition of rape; Rape Codes 11B and 11C are those moved from Part II to Part I status in accordance with federal mandate.

<b>Citizen Initiated Calls</b>	Ending 12/09/17	Ending 12/02/17	Avg 2016	Ending 12/09/17	Ending 11/11/17	28-Day 2016	YTD 2017	YTD 2016	YTD 2015	Change 16 to 17	Change vs. 2015
<b>Midnight Shift</b>	455	412	534	1718	1925	2136	25560	28996	26432	-3436	-872
<b>Day Shift</b>	1094	1058	1223	4218	4684	4891	62369	68695	62146	-6326	223
<b>Afternoon Shift</b>	1044	1096	1305	4221	4623	5220	64902	72400	65470	-7498	-568
<b>TOTAL CITIZEN CFS</b>	2593	2566	3062	10157	11232	12246	152831	170091	154048	-10.1%	-0.8%
<b>53S ShotSpotter Calls</b>	9	11	23	48	83	92	936	1101	936	-165	0
<b>Sig 53 Shots Fired Calls</b>	27	49	63	175	179	253	2526	3043	2918	-517	-392



# Unincorporated Chatham County

## Week Ending 12/09/17

**PATROL COMMANDER:**  
MAJOR RICHARD ZAPAL



	Week Ending 12/09/17	Week Ending 12/02/17	Weekly Avg 2016	28-Day Ending 12/09/17	28-Day Ending 11/11/17	Avg 28-Day 2016	YTD 2017	YTD 2016	YTD 2015	Change 16 to 17	Change vs. 2015
<b>HOMICIDE</b>	0	0	0.1	0	0	0.5	5	5	5	0	0
<b>RAPE (11A) *</b>	0	0	0.1	0	2	0.5	12	7	12	5	0
<b>RAPE (11B &amp; 11C) *</b>	0	0	0.3	0	0	1.1	10	12	3	-2	7
<b>COMMERCIAL ROBBERY</b>	1	0	0.2	2	0	0.9	8	12	13	-4	-5
<b>STREET ROBBERY</b>	0	0	0.5	0	2	2.1	20	25	26	-5	-6
<b>RESIDENTIAL ROBBERY</b>	0	0	0.2	0	1	0.8	4	11	7	-7	-3
<b>AGG ASSAULT w/ GUN</b>	0	0	0.8	2	2	3.2	25	40	20	-15	5
<b>AGG ASSAULT w/o GUN</b>	0	0	0.8	2	2	3.1	41	40	26	1	15
<b>TOTAL VIOLENT</b>	1	0	3.0	6	9	12.2	125	152	112	-18%	12%
<b>COMMERCIAL BURGLARY</b>	0	3	0.7	3	3	2.7	24	34	20	-10	4
<b>RESIDENTIAL BURGLARY</b>	2	2	6.7	17	25	26.7	306	339	364	-33	-58
<b>SUDDEN SNATCHING</b>	1	0	0.3	1	0	1.1	6	13	2	-7	4
<b>SHOPLIFTING</b>	3	7	6.1	19	25	24.4	282	296	354	-14	-72
<b>THEFT FROM VEHICLE</b>	9	11	7.1	41	60	28.3	448	343	299	105	149
<b>THEFT FROM YARD</b>	2	3	2.8	7	12	11.1	134	142	124	-8	10
<b>THEFT FROM BLDG</b>	5	3	3.8	15	13	15.1	205	184	161	21	44
<b>OTHER LARCENY</b>	0	2	0.9	6	2	3.7	58	40	26	18	32
<b>AUTO THEFT</b>	6	2	3.0	14	30	12.2	191	146	139	45	52
<b>TOTAL PROPERTY</b>	28	33	31.3	123	170	125.3	1654	1537	1489	8%	11%
<b>TOTAL PART I</b>	29	33	34.4	129	179	137.5	1779	1689	1601	5%	11%

Statistics are based on UCR criteria, not GA Criminal Code.

**Difference from Last Year** 90

Statistics are preliminary, based on RMS data at the time prepared, and are subject to change due to late reports, reclassifications, updated locations, etc.

Cell Shading: white is within 0.6 standard deviation of the mean; red is above; green is below.

\* Rape Code 11A is the historical definition of rape; Rape Codes 11B and 11C are those moved from Part II to Part I status in accordance with federal mandate.

<b>Shots Fired Calls</b>	Week Ending 12/09/17	Week Ending 12/02/17	Weekly Avg 2016	28-Day Ending 12/09/17	28-Day Ending 11/11/17	Avg 28-Day 2016	YTD 2017	YTD 2016	YTD 2015	Change 16 to 17	Change vs. 2015
<b>53S ShotSpotter Calls</b>	0	0	0.0	0	0	0.0	0	0	0	0	0
<b>Sig 53 Shots Fired Calls</b>	4	11	11.3	52	33	45.1	522	533	522	-11	0



# City of Savannah Only

## Week Ending 12/09/17

**PATROL COMMANDER:**

**MAJOR RICHARD ZAPAL**



	Week Ending 12/09/17	Week Ending 12/02/17	Weekly Avg 2016	28-Day Ending 12/09/17	28-Day Ending 11/11/17	Avg 28-Day 2016	YTD 2017	YTD 2016	YTD 2015	Change 16 to 17	Change vs. 2015
<b>HOMICIDE</b>	0	0	1	0	4	3	28	42	46	-14	-18
<b>RAPE (11A) *</b>	0	0	1	0	3	3	52	45	40	7	12
<b>RAPE (11B &amp; 11C) *</b>	0	1	1	1	1	5	27	55	17	-28	10
<b>COMMERCIAL ROBBERY</b>	2	0	1	4	14	6	99	73	90	26	9
<b>STREET ROBBERY</b>	5	1	7	16	17	28	207	337	308	-130	-101
<b>RESIDENTIAL ROBBERY</b>	0	0	1	3	1	3	22	36	44	-14	-22
<b>AGG ASSAULT w/ GUN</b>	3	4	5	16	12	18	239	226	260	13	-21
<b>AGG ASSAULT w/o GUN</b>	5	5	4	25	25	17	267	207	188	60	79
<b>TOTAL VIOLENT</b>	15	11	21	65	77	83	941	1021	993	-8%	-5%
<b>COMMERCIAL BURGLARY</b>	7	11	6	29	6	24	195	299	221	-104	-26
<b>RESIDENTIAL BURGLARY</b>	13	16	22	51	64	88	755	1088	1158	-333	-403
<b>SUDDEN SNATCHING</b>	0	1	2	6	11	7	96	93	78	3	18
<b>SHOPLIFTING</b>	29	27	25	113	117	101	1359	1231	1329	128	30
<b>THEFT FROM VEHICLE</b>	37	28	32	127	118	128	1558	1587	1752	-29	-194
<b>THEFT FROM YARD</b>	11	12	14	39	41	54	627	685	702	-58	-75
<b>THEFT FROM BLDG</b>	17	10	20	56	55	79	803	964	929	-161	-126
<b>OTHER LARCENY</b>	3	7	2	19	11	9	153	104	99	49	54
<b>AUTO THEFT</b>	19	13	15	63	48	61	698	747	921	-49	-223
<b>TOTAL PROPERTY</b>	136	125	138	503	471	553	6244	6798	7189	-8%	-13%
<b>TOTAL PART I</b>	151	136	159	568	548	636	7185	7819	8182	-8%	-12%

Statistics are based on UCR criteria, not GA Criminal Code.

**Difference from Last Year** -634

Statistics are preliminary, based on RMS data at the time prepared, and are subject to change due to late reports, reclassifications, updated locations, etc.

Cell Shading: white is within 0.6 standard deviation of the mean; red is above; green is below.

\* Rape Code 11A is the historical definition of rape; Rape Codes 11B and 11C are those moved from Part II to Part I status in accordance with federal mandate.

<b>Shots Fired Calls</b>	Week Ending 12/09/17	Week Ending 12/02/17	Weekly Avg 2016	28-Day Ending 12/09/17	28-Day Ending 11/11/17	Avg 28-Day 2016	YTD 2017	YTD 2016	YTD 2015	Change 16 to 17	Change vs. 2015
<b>53S ShotSpotter Calls</b>	9	11	22.9	48	83	91.7	936	1101	936	-165	0
<b>Sig 53 Shots Fired Calls</b>	23	38	52.0	123	146	207.9	2004	2510	2396	-506	-392



# COMPSTAT WEST CHATHAM PRECINCT Week Ending 12/09/17

PRECINCT COMMANDER:

CAPT. JOHN BEST



	Week Ending 12/09/17	Week Ending 12/02/17	Weekly Avg 2016	28-Day Ending 12/09/17	28-Day Ending 11/11/17	Avg 28-Day 2016	YTD 2017	YTD 2016	YTD 2015	Change 16 to 17	Change vs. 2015
HOMICIDE	0	0	0	0	0	0	3	4	4	-1	-1
RAPE (11A) *	0	0	0	0	3	1	14	11	13	3	1
RAPE (11B & 11C) *	0	0	0	0	0	1	5	16	4	-11	1
COMMERCIAL ROBBERY	1	0	0	1	2	1	14	18	15	-4	-1
STREET ROBBERY	2	0	1	2	3	3	25	33	26	-8	-1
RESIDENTIAL ROBBERY	0	0	0	1	0	1	4	17	8	-13	-4
AGG ASSAULT w/ GUN	0	1	1	5	4	4	46	45	26	1	20
AGG ASSAULT w/o GUN	1	0	1	3	4	4	55	48	38	7	17
<b>TOTAL VIOLENT</b>	<b>4</b>	<b>1</b>	<b>4</b>	<b>12</b>	<b>16</b>	<b>16</b>	<b>166</b>	<b>192</b>	<b>134</b>	<b>-14%</b>	<b>24%</b>
COMMERCIAL BURGLARY	2	6	1	11	3	5	62	63	73	-1	-11
RESIDENTIAL BURGLARY	4	1	6	15	22	22	242	277	335	-35	-93
SUDDEN SNATCHING	0	0	0	0	0	1	7	12	4	-5	3
SHOPLIFTING	4	4	3	15	7	14	155	170	191	-15	-36
THEFT FROM VEHICLE	8	15	7	46	46	29	417	366	380	51	37
THEFT FROM YARD	2	1	3	6	4	10	141	132	154	9	-13
THEFT FROM BLDG	3	1	4	10	10	16	219	183	195	36	24
OTHER LARCENY	0	1	1	2	4	4	44	37	24	7	20
AUTO THEFT	6	3	4	17	25	16	228	194	249	34	-21
<b>TOTAL PROPERTY</b>	<b>29</b>	<b>32</b>	<b>29</b>	<b>122</b>	<b>121</b>	<b>118</b>	<b>1515</b>	<b>1434</b>	<b>1605</b>	<b>6%</b>	<b>-6%</b>
<b>TOTAL PART I</b>	<b>33</b>	<b>33</b>	<b>33</b>	<b>134</b>	<b>137</b>	<b>134</b>	<b>1681</b>	<b>1626</b>	<b>1739</b>	<b>3%</b>	<b>-3%</b>

Statistics are based on UCR criteria, not GA Criminal Code.

Difference from Last Year 55

Statistics are preliminary, based on RMS data at the time prepared, and are subject to change due to late reports, reclassifications, updated locations, etc.

Cell Shading: white is within 0.6 standard deviation of the mean; red is above; green is below.

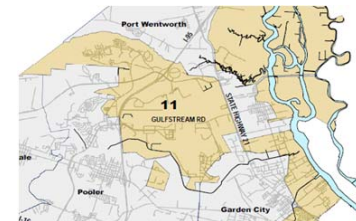
\* Rape Code 11A is the historical definition of rape; Rape Codes 11B and 11C are those moved from Part II to Part I status in accordance with federal mandate.

Citizen Initiated Calls	Week Ending 12/09/17	Week Ending 12/02/17	Weekly Avg 2016	28-Day Ending 12/09/17	28-Day Ending 11/11/17	Avg 28-Day 2016	YTD 2017	YTD 2016	YTD 2015	Change 16 to 17	Change vs. 2015
Midnight Shift	130	112	114	470	461	455	5615	5704	5629	-89	-14
Day Shift	267	259	282	1044	1085	1127	13581	14059	13823	-478	-242
Afternoon Shift	277	266	294	1081	1153	1177	14292	14497	14381	-205	-89
<b>TOTAL CITIZEN CFS</b>	<b>674</b>	<b>674</b>	<b>690</b>	<b>2595</b>	<b>2699</b>	<b>2758</b>	<b>33488</b>	<b>34260</b>	<b>33832</b>	<b>-2.3%</b>	<b>-1.0%</b>
53S ShotSpotter Calls	0	0	0	1	0	0	3	3	1	0	2
Sig 53 Shots Fired Calls	7	10	10	54	33	38	443	444	464	-1	-21

# BEAT 11

## West Chatham Precinct

### Week Ending 12/09/17



	Last 4 Weeks				28 Days Ending 12/09/17	28 Day Average 2016	YTD 2017	YTD 2016	YTD 2015	Change 16 to 17	Change vs. 2015
	Ending 11/11/17	Ending 11/25/17	Ending 12/02/17	Ending 12/09/17							
HOMICIDE	0	0	0	0	0	0.0	0	0	0	0	0
RAPE (11A) *	0	0	0	0	0	0.1	1	1	1	0	0
RAPE (11B & 11C) *	0	0	0	0	0	0.1	1	1	1	0	0
COMMERCIAL ROBBERY	0	0	0	0	0	0.3	2	4	3	-2	-1
STREET ROBBERY	0	0	0	0	0	0.2	2	2	4	0	-2
RESIDENTIAL ROBBERY	0	0	0	0	0	0.1	0	1	0	-1	0
AGG ASSAULT w/ GUN	0	0	0	0	0	0.1	5	1	1	4	4
AGG ASSAULT w/o GUN	0	1	0	0	1	0.5	5	5	2	0	3
<b>TOTAL VIOLENT</b>	0	1	0	0	1	1.3	16	15	12	7%	33%
COMMERCIAL BURGLARY	0	0	0	0	0	0.4	10	5	13	5	-3
RESIDENTIAL BURGLARY	1	0	0	1	2	1.1	22	13	21	9	1
SUDDEN SNATCHING	0	0	0	0	0	0.1	1	1	0	0	1
SHOPLIFTING	0	0	1	0	1	0.2	8	3	2	5	6
THEFT FROM VEHICLE	2	2	2	1	7	3.5	54	44	41	10	13
THEFT FROM YARD	1	0	0	0	1	1.9	27	25	23	2	4
THEFT FROM BLDG	0	1	0	1	2	3.3	56	39	50	17	6
OTHER LARCENY	0	0	0	0	0	0.7	6	8	2	-2	4
AUTO THEFT	0	1	0	2	3	2.2	28	28	40	0	-12
<b>TOTAL PROPERTY</b>	4	4	3	5	16	13.4	212	166	192	28%	10%
<b>TOTAL PART I</b>	4	5	3	5	17	14.7	228	181	204	26%	12%

**Difference from Last Year      47**

Statistics are based on UCR criteria, not GA Criminal Code.

\* Rape Code 11A is the historical definition of rape (aka Legacy Rape); Rape Codes 11B and 11C are those moved from Part II to Part I in 2017.

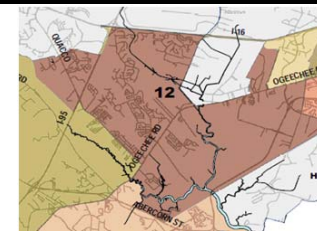
\* Rape Code 11A is the historical definition of rape; Rape Codes 11B and 11C are those moved from Part II to Part I status in accordance with federal mandate.

	Week Ending 11/11/17	Week Ending 11/25/17	Week Ending 12/02/17	Week Ending 12/09/17	28 Days Ending 12/09/17	28 Day Average 2016	YTD 2017	YTD 2016	YTD 2015	Change 16 to 17	Change vs. 2015
<b>Shots Fired Calls</b>											
53S ShotSpotter Calls	0	0	0	0	0	0.0	0	0	0	0%	0%
Sig 53 Shots Fired Calls	0	1	1	0	2	1.6	25	16	34	56%	-26%

# BEAT 12

## West Chatham Precinct

### Week Ending 12/09/17



	Last 4 Weeks				28 Days Ending 12/09/17	28 Day Average 2016	YTD 2017	YTD 2016	YTD 2015	Change 16 to 17	Change vs. 2015
	Ending 11/11/17	Ending 11/25/17	Ending 12/02/17	Ending 12/09/17							
HOMICIDE	0	0	0	0	0	0.1	1	1	0	0	1
RAPE (11A) *	0	0	0	0	0	0.2	5	2	3	3	2
RAPE (11B & 11C) *	0	0	0	0	0	0.6	1	7	1	-6	0
COMMERCIAL ROBBERY	0	0	0	0	0	0.3	2	4	1	-2	1
STREET ROBBERY	0	0	0	0	0	0.6	4	7	7	-3	-3
RESIDENTIAL ROBBERY	0	0	0	0	0	0.3	1	4	2	-3	-1
AGG ASSAULT w/ GUN	0	0	0	0	0	0.7	10	9	3	1	7
AGG ASSAULT w/o GUN	0	0	0	0	0	0.8	16	10	10	6	6
<b>TOTAL VIOLENT</b>	<b>0</b>	<b>0</b>	<b>0</b>	<b>0</b>	<b>0</b>	<b>3.6</b>	<b>40</b>	<b>44</b>	<b>27</b>	<b>-9%</b>	<b>48%</b>
COMMERCIAL BURGLARY	0	0	1	0	1	0.5	3	5	8	-2	-5
RESIDENTIAL BURGLARY	2	1	0	0	3	7.1	60	91	121	-31	-61
SUDDEN SNATCHING	0	0	0	0	0	0.3	0	3	0	-3	0
SHOPLIFTING	1	0	2	0	3	2.9	22	35	26	-13	-4
THEFT FROM VEHICLE	5	1	3	0	9	8.6	104	107	104	-3	0
THEFT FROM YARD	0	0	1	0	1	2.6	25	33	37	-8	-12
THEFT FROM BLDG	1	0	0	1	2	2.7	41	30	35	11	6
OTHER LARCENY	0	0	0	0	0	0.9	7	8	4	-1	3
AUTO THEFT	0	0	1	3	4	4.0	34	42	59	-8	-25
<b>TOTAL PROPERTY</b>	<b>9</b>	<b>2</b>	<b>8</b>	<b>4</b>	<b>23</b>	<b>29.5</b>	<b>296</b>	<b>354</b>	<b>394</b>	<b>-16%</b>	<b>-25%</b>
<b>TOTAL PART I</b>	<b>9</b>	<b>2</b>	<b>8</b>	<b>4</b>	<b>23</b>	<b>33.1</b>	<b>336</b>	<b>398</b>	<b>421</b>	<b>-16%</b>	<b>-20%</b>

**Difference from Last Year -62**

Statistics are based on UCR criteria, not GA Criminal Code.

\* Rape Code 11A is the historical definition of rape (aka Legacy Rape); Rape Codes 11B and 11C are those moved from Part II to Part I in 2017.

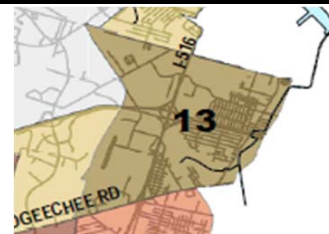
† Rape Code 11A is the historical definition of rape; Rape Codes 11B and 11C are those moved from Part II to Part I status in accordance with federal mandate.

	Week Ending 11/11/17	Week Ending 11/25/17	Week Ending 12/02/17	Week Ending 12/09/17	28 Days Ending 12/09/17	28 Day Average 2016	YTD 2017	YTD 2016	YTD 2015	Change 16 to 17	Change vs. 2015
<b>Shots Fired Calls</b>											
53S ShotSpotter Calls	0	0	0	0	0	0.0	0	0	0	0%	0%
Sig 53 Shots Fired Calls	6	3	4	2	15	6.5	94	78	70	21%	34%

# BEAT 13

## West Chatham Precinct

### Week Ending 12/09/17



	Last 4 Weeks				28 Days Ending 12/09/17	28 Day Average 2016	YTD 2017	YTD 2016	YTD 2015	Change 16 to 17	Change vs. 2015
	Ending 11/11/17	Ending 11/25/17	Ending 12/02/17	Ending 12/09/17							
HOMICIDE	0	0	0	0	0	0.1	1	0	3	1	-2
RAPE (11A) *	0	0	0	0	0	0.4	3	4	1	-1	2
RAPE (11B & 11C) *	0	0	0	0	0	0.1	0	1	0	-1	0
COMMERCIAL ROBBERY	0	0	0	0	0	0.2	3	1	3	2	0
STREET ROBBERY	0	0	0	0	0	0.8	6	6	4	0	2
RESIDENTIAL ROBBERY	1	0	0	0	1	0.2	2	2	2	0	0
AGG ASSAULT w/ GUN	0	2	1	0	3	1.2	13	15	9	-2	4
AGG ASSAULT w/o GUN	0	0	0	1	1	0.8	14	10	11	4	3
<b>TOTAL VIOLENT</b>	<b>1</b>	<b>2</b>	<b>1</b>	<b>1</b>	<b>5</b>	<b>3.6</b>	<b>42</b>	<b>39</b>	<b>33</b>	<b>8%</b>	<b>27%</b>
COMMERCIAL BURGLARY	1	1	3	1	6	1.1	27	14	21	13	6
RESIDENTIAL BURGLARY	0	2	1	1	4	3.1	38	37	51	1	-13
SUDDEN SNATCHING	0	0	0	0	0	0.3	2	3	4	-1	-2
SHOPLIFTING	1	0	0	0	1	1.6	22	20	7	2	15
THEFT FROM VEHICLE	0	0	4	3	7	4.2	48	55	67	-7	-19
THEFT FROM YARD	0	1	0	1	2	1.9	26	24	27	2	-1
THEFT FROM BLDG	2	0	1	0	3	2.1	21	26	25	-5	-4
OTHER LARCENY	0	0	0	0	0	0.1	6	1	4	5	2
AUTO THEFT	2	1	1	1	5	2.7	43	32	36	11	7
<b>TOTAL PROPERTY</b>	<b>6</b>	<b>5</b>	<b>10</b>	<b>7</b>	<b>28</b>	<b>17.1</b>	<b>233</b>	<b>212</b>	<b>242</b>	<b>10%</b>	<b>-4%</b>
<b>TOTAL PART I</b>	<b>7</b>	<b>7</b>	<b>11</b>	<b>8</b>	<b>33</b>	<b>20.7</b>	<b>275</b>	<b>251</b>	<b>275</b>	<b>10%</b>	<b>0%</b>

**Difference from Last Year    24**

Statistics are based on UCR criteria, not GA Criminal Code.

\* Rape Code 11A is the historical definition of rape (aka Legacy Rape); Rape Codes 11B and 11C are those moved from Part II to Part I in 2017.

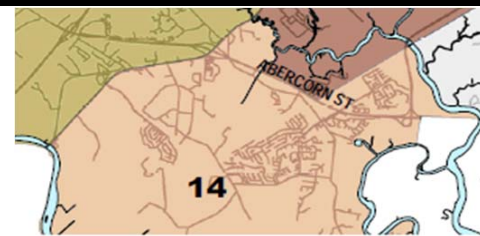
^ Rape Code 11A is the historical definition of rape; Rape Codes 11B and 11C are those moved from Part II to Part I status in accordance with federal mandate.

Shots Fired Calls	Week Ending 11/11/17	Week Ending 11/25/17	Week Ending 12/02/17	Week Ending 12/09/17	28 Days Ending 12/09/17	28 Day Average 2016	YTD 2017	YTD 2016	YTD 2017	Change 16 to 17	Change vs. 2015
53S ShotSpotter Calls	0	0	0	0	0	0.2	2	3	0	0%	0%
Sig 53 Shots Fired Calls	7	2	0	5	14	8.6	85	98	103	-13%	-17%

# BEAT 14

## West Chatham Precinct

### Week Ending 12/09/17



	Last 4 Weeks				28 Days Ending 12/09/17	28 Day Average 2016	YTD 2017	YTD 2016	YTD 2015	Change 16 to 17	Change vs. 2015
	Ending 11/11/17	Ending 11/25/17	Ending 12/02/17	Ending 12/09/17							
HOMICIDE	0	0	0	0	0	0.2	0	1	1	-1	-1
RAPE (11A) *	0	0	0	0	0	0.0	2	0	5	2	-3
RAPE (11B & 11C) *	0	0	0	0	0	0.2	1	2	1	-1	0
COMMERCIAL ROBBERY	0	0	0	0	0	0.2	4	2	2	2	2
STREET ROBBERY	0	0	0	0	0	0.4	3	4	1	-1	2
RESIDENTIAL ROBBERY	0	0	0	0	0	0.2	0	2	0	-2	0
AGG ASSAULT w/ GUN	0	0	0	0	0	0.2	7	2	0	5	7
AGG ASSAULT w/o GUN	0	0	0	0	0	0.5	6	5	1	1	5
<b>TOTAL VIOLENT</b>	0	0	0	0	0	1.6	23	18	11	28%	109%
COMMERCIAL BURGLARY	0	0	1	0	1	0.9	9	11	8	-2	1
RESIDENTIAL BURGLARY	0	0	0	0	0	4.0	56	51	41	5	15
SUDDEN SNATCHING	0	0	0	0	0	0.1	0	1	0	-1	0
SHOPLIFTING	0	0	0	0	0	0.7	13	8	7	5	6
THEFT FROM VEHICLE	1	3	1	2	7	3.7	90	44	55	46	35
THEFT FROM YARD	1	0	0	0	1	1.6	22	20	24	2	-2
THEFT FROM BLDG	1	0	0	0	1	1.8	32	20	33	12	-1
OTHER LARCENY	0	0	1	0	1	1.2	12	13	10	-1	2
AUTO THEFT	0	0	0	0	0	2.6	31	32	41	-1	-10
<b>TOTAL PROPERTY</b>	3	3	3	2	11	16.5	265	200	219	33%	21%
<b>TOTAL PART I</b>	3	3	3	2	11	18.1	288	218	230	32%	25%

**Difference from Last Year      70**

Statistics are based on UCR criteria, not GA Criminal Code.

\* Rape Code 11A is the historical definition of rape (aka Legacy Rape); Rape Codes 11B and 11C are those moved from Part II to Part I in 2017.

^ Rape Code 11A is the historical definition of rape; Rape Codes 11B and 11C are those moved from Part II to Part I status in accordance with federal mandate.

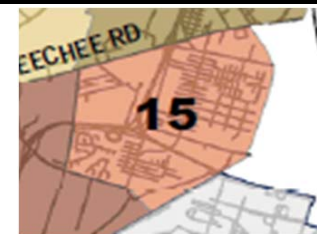
<b>Shots Fired Calls</b>	Week Ending	Week Ending	Week Ending	Week Ending	28 Days Ending 12/09/17	28 Day Average 2016	YTD 2017	YTD 2016	YTD 2015	Change 16 to 17	Change vs. 2015
	11/11/17	11/25/17	12/02/17	12/09/17							
53S ShotSpotter Calls	0	0	0	0	0	0.0	0	0	1	0%	0%
Sig 53 Shots Fired Calls	4	2	2	0	8	7.4	95	83	96	14%	-1%



# BEAT 15

## West Chatham Precinct

### Week Ending 12/09/17



	Last 4 Weeks				28 Days Ending 12/09/17	28 Day Average 2016	YTD 2017	YTD 2016	YTD 2015	Change 16 to 17	Change vs. 2015
	Ending 11/11/17	Ending 11/25/17	Ending 12/02/17	Ending 12/09/17							
HOMICIDE	0	0	0	0	0	0.2	0	2	0	-2	0
RAPE (11A) *	0	0	0	0	0	0.2	1	2	2	-1	-1
RAPE (11B & 11C) *	0	0	0	0	0	0.4	0	5	0	-5	0
COMMERCIAL ROBBERY	0	0	0	0	0	0.5	1	6	2	-5	-1
STREET ROBBERY	0	0	0	2	2	0.7	6	9	6	-3	0
RESIDENTIAL ROBBERY	0	0	0	0	0	0.3	0	4	1	-4	-1
AGG ASSAULT w/ GUN	0	2	0	0	2	0.9	10	12	12	-2	-2
AGG ASSAULT w/o GUN	1	0	0	0	1	0.9	6	12	6	-6	0
<b>TOTAL VIOLENT</b>	<b>1</b>	<b>2</b>	<b>0</b>	<b>2</b>	<b>5</b>	<b>4.0</b>	<b>24</b>	<b>52</b>	<b>29</b>	<b>-54%</b>	<b>-17%</b>
COMMERCIAL BURGLARY	0	1	0	1	2	1.3	7	17	17	-10	-10
RESIDENTIAL BURGLARY	0	1	0	2	3	3.9	43	47	60	-4	-17
SUDDEN SNATCHING	0	0	0	0	0	0.2	2	3	0	-1	2
SHOPLIFTING	1	0	0	0	1	1.5	10	18	9	-8	1
THEFT FROM VEHICLE	1	1	2	1	5	2.9	40	38	54	2	-14
THEFT FROM YARD	0	0	0	0	0	1.0	16	12	10	4	6
THEFT FROM BLDG	0	0	0	0	0	2.2	28	26	17	2	11
OTHER LARCENY	0	0	0	0	0	0.3	5	4	0	1	5
AUTO THEFT	1	1	1	0	3	1.9	36	24	37	12	-1
<b>TOTAL PROPERTY</b>	<b>3</b>	<b>4</b>	<b>3</b>	<b>4</b>	<b>14</b>	<b>15.2</b>	<b>187</b>	<b>189</b>	<b>204</b>	<b>-1%</b>	<b>-8%</b>
<b>TOTAL PART I</b>	<b>4</b>	<b>6</b>	<b>3</b>	<b>6</b>	<b>19</b>	<b>19.2</b>	<b>211</b>	<b>241</b>	<b>233</b>	<b>-12%</b>	<b>-9%</b>

**Difference from Last Year -30**

Statistics are based on UCR criteria, not GA Criminal Code.

\* Rape Code 11A is the historical definition of rape (aka Legacy Rape); Rape Codes 11B and 11C are those moved from Part II to Part I in 2017.

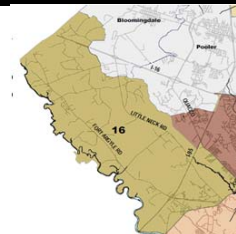
^ Rape Code 11A is the historical definition of rape; Rape Codes 11B and 11C are those moved from Part II to Part I status in accordance with federal mandate.

	Week Ending 11/11/17	Week Ending 11/25/17	Week Ending 12/02/17	Week Ending 12/09/17	28 Days Ending 12/09/17	28 Day Average 2016	YTD 2017	YTD 2016	YTD 2015	Change 16 to 17	Change vs. 2015
<b>Shots Fired Calls</b>											
53S ShotSpotter Calls	0	0	0	0	0	0.0	0	0	0	0%	0%
Sig 53 Shots Fired Calls	1	8	3	0	12	8.2	74	98	106	-24%	-30%

# BEAT 16

## West Chatham Precinct

### Week Ending 12/09/17



	Last 4 Weeks				28 Days Ending 12/09/17	28 Day Average 2016	YTD 2017	YTD 2016	YTD 2015	Change 16 to 17	Change vs. 2015
	Ending 11/11/17	Ending 11/25/17	Ending 12/02/17	Ending 12/09/17							
HOMICIDE	0	0	0	0	0	0.0	1	0	0	1	1
RAPE (11A) *	0	0	0	0	0	0.2	2	2	1	0	1
RAPE (11B & 11C) *	0	0	0	0	0	0.0	2	0	1	2	1
COMMERCIAL ROBBERY	0	0	0	1	1	0.1	2	1	4	1	-2
STREET ROBBERY	0	0	0	0	0	0.4	4	5	4	-1	0
RESIDENTIAL ROBBERY	0	0	0	0	0	0.4	1	4	3	-3	-2
AGG ASSAULT w/ GUN	0	0	0	0	0	0.5	1	6	1	-5	0
AGG ASSAULT w/o GUN	0	0	0	0	0	0.5	8	6	8	2	0
<b>TOTAL VIOLENT</b>	<b>0</b>	<b>0</b>	<b>0</b>	<b>1</b>	<b>1</b>	<b>1.9</b>	<b>21</b>	<b>24</b>	<b>22</b>	<b>-13%</b>	<b>-5%</b>
COMMERCIAL BURGLARY	0	0	1	0	1	0.9	6	11	6	-5	0
RESIDENTIAL BURGLARY	1	2	0	0	3	3.1	23	38	41	-15	-18
SUDDEN SNATCHING	0	0	0	0	0	0.1	2	1	0	1	2
SHOPLIFTING	2	2	1	4	9	7.0	80	86	140	-6	-60
THEFT FROM VEHICLE	2	5	3	1	11	6.3	81	78	59	3	22
THEFT FROM YARD	0	0	0	1	1	1.4	25	18	33	7	-8
THEFT FROM BLDG	1	0	0	1	2	3.7	41	42	35	-1	6
OTHER LARCENY	1	0	0	0	1	0.5	8	3	4	5	4
AUTO THEFT	0	2	0	0	2	3.0	56	36	36	20	20
<b>TOTAL PROPERTY</b>	<b>7</b>	<b>11</b>	<b>5</b>	<b>7</b>	<b>30</b>	<b>25.9</b>	<b>322</b>	<b>313</b>	<b>354</b>	<b>3%</b>	<b>-9%</b>
<b>TOTAL PART I</b>	<b>7</b>	<b>11</b>	<b>5</b>	<b>8</b>	<b>31</b>	<b>27.8</b>	<b>343</b>	<b>337</b>	<b>376</b>	<b>2%</b>	<b>-9%</b>

**Difference from Last Year      6**

Statistics are based on UCR criteria, not GA Criminal Code.

\* Rape Code 11A is the historical definition of rape (aka Legacy Rape); Rape Codes 11B and 11C are those moved from Part II to Part I in 2017.

^ Rape Code 11A is the historical definition of rape; Rape Codes 11B and 11C are those moved from Part II to Part I status in accordance with federal mandate.

	Week Ending 11/11/17	Week Ending 11/25/17	Week Ending 12/02/17	Week Ending 12/09/17	28 Days Ending 12/09/17	28 Day Average 2016	YTD 2017	YTD 2016	YTD 2015	Change 16 to 17	Change vs. 2015
<b>Shots Fired Calls</b>											
53S ShotSpotter Calls	0	1	0	0	1	0.0	1	0	0	0%	0%
Sig 53 Shots Fired Calls	1	2	0	0	3	6.1	70	71	55	-1%	27%



# COMPSTAT DOWNTOWN PRECINCT Week Ending 12/09/17

**PRECINCT COMMANDER:**

**CAPT. CARY HILL**



	Week Ending 12/09/17	Week Ending 12/02/17	Weekly Avg 2016	28-Day Ending 12/09/17	28-Day Ending 11/11/17	Avg 28-Day 2016	YTD 2017	YTD 2016	YTD 2015	Change 16 to 17	Change vs. 2015
<b>HOMICIDE</b>	0	0	0	0	0	0	3	5	10	-2	-7
<b>RAPE (11A) *</b>	0	0	0	0	0	1	17	11	16	6	1
<b>RAPE (11B &amp; 11C) *</b>	0	0	0	0	0	1	6	14	3	-8	3
<b>COMMERCIAL ROBBERY</b>	0	0	0	1	0	1	11	7	11	4	0
<b>STREET ROBBERY</b>	0	0	3	5	4	13	81	164	109	-83	-28
<b>RESIDENTIAL ROBBERY</b>	0	0	0	1	0	0	4	6	9	-2	-5
<b>AGG ASSAULT w/ GUN</b>	1	1	1	4	3	6	48	73	49	-25	-1
<b>AGG ASSAULT w/o GUN</b>	3	2	1	10	10	5	92	65	45	27	47
<b>TOTAL VIOLENT</b>	4	3	7	21	17	27	262	345	252	-24%	4%
<b>COMMERCIAL BURGLARY</b>	2	3	1	9	0	5	37	62	26	-25	11
<b>RESIDENTIAL BURGLARY</b>	1	5	3	9	9	11	89	134	132	-45	-43
<b>SUDDEN SNATCHING</b>	0	1	1	4	5	4	49	52	36	-3	13
<b>SHOPLIFTING</b>	3	2	5	8	15	19	191	226	242	-35	-51
<b>THEFT FROM VEHICLE</b>	6	6	11	27	20	42	397	527	382	-130	15
<b>THEFT FROM YARD</b>	1	5	4	7	7	16	177	193	212	-16	-35
<b>THEFT FROM BLDG</b>	2	4	5	12	13	21	186	258	214	-72	-28
<b>OTHER LARCENY</b>	1	4	1	9	2	2	41	27	19	14	22
<b>AUTO THEFT</b>	2	4	4	11	9	16	145	200	196	-55	-51
<b>TOTAL PROPERTY</b>	18	34	34	96	80	136	1312	1679	1459	-22%	-10%
<b>TOTAL PART I</b>	22	37	41	117	97	163	1574	2024	1711	-22%	-8%

Statistics are based on UCR criteria, not GA Criminal Code.

**Difference from Last Year** -450

Statistics are preliminary, based on RMS data at the time prepared, and are subject to change due to late reports, reclassifications, updated locations, etc.

Cell Shading: white is within 0.6 standard deviation of the mean; red is above; green is below.

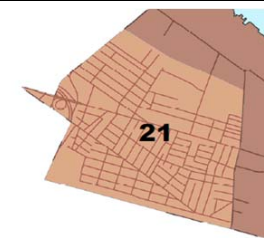
\* Rape Code 11A is the historical definition of rape; Rape Codes 11B and 11C are those moved from Part II to Part I status in accordance with federal mandate.

<b>Citizen Initiated Calls</b>	Week Ending 12/09/17	Week Ending 12/02/17	Weekly Avg 2016	28-Day Ending 12/09/17	28-Day Ending 11/11/17	Avg 28-Day 2016	YTD 2017	YTD 2016	YTD 2015	Change 16 to 17	Change vs. 2015
<b>Midnight Shift</b>	84	83	121	348	428	484	5249	5802	5668	-553	-419
<b>Day Shift</b>	162	168	233	710	779	931	10147	10807	10826	-660	-679
<b>Afternoon Shift</b>	169	194	252	722	842	1010	10878	11860	11711	-982	-833
<b>TOTAL CITIZEN CFS</b>	415	445	606	1780	2049	2425	26274	28469	28205	-7.7%	-6.8%
<b>53S ShotSpotter Calls</b>	2	5	8	18	25	30	262	367	269	-105	-7
<b>Sig 53 Shots Fired Calls</b>	2	10	11	27	25	43	385	537	402	-152	-17

# BEAT 21

## Downtown Precinct

### Week Ending 12/09/17



	Last 4 Weeks				28 Days Ending 12/09/17	28 Day Average 2016	YTD 2017	YTD 2016	YTD 2015	Change 16 to 17	Change vs. 2015
	Ending 11/11/17	Ending 11/25/17	Ending 12/02/17	Ending 12/09/17							
HOMICIDE	0	0	0	0	0	0.2	0	2	2	-2	-2
RAPE (11A) *	0	0	0	0	0	0.1	1	1	2	0	-1
RAPE (11B & 11C) *	0	0	0	0	0	0.1	1	1	1	0	0
COMMERCIAL ROBBERY	1	0	0	0	1	0.3	3	4	3	-1	0
STREET ROBBERY	1	0	0	0	1	0.7	8	9	12	-1	-4
RESIDENTIAL ROBBERY	0	0	0	0	0	0.1	0	1	3	-1	-3
AGG ASSAULT w/ GUN	1	1	1	1	4	1.1	25	15	13	10	12
AGG ASSAULT w/o GUN	0	0	0	2	2	1.4	19	17	9	2	10
<b>TOTAL VIOLENT</b>	<b>3</b>	<b>1</b>	<b>1</b>	<b>3</b>	<b>8</b>	<b>3.9</b>	<b>57</b>	<b>50</b>	<b>45</b>	<b>14%</b>	<b>27%</b>
COMMERCIAL BURGLARY	1	2	2	1	6	0.7	10	8	3	2	7
RESIDENTIAL BURGLARY	1	0	1	0	2	1.9	23	24	42	-1	-19
SUDDEN SNATCHING	0	0	0	0	0	0.1	1	1	1	0	0
SHOPLIFTING	0	1	0	0	1	2.1	35	25	28	10	7
THEFT FROM VEHICLE	0	0	1	1	2	2.5	26	31	42	-5	-16
THEFT FROM YARD	0	0	0	0	0	1.7	10	20	13	-10	-3
THEFT FROM BLDG	0	0	0	0	0	2.0	20	24	26	-4	-6
OTHER LARCENY	1	0	1	0	2	0.2	3	2	1	1	2
AUTO THEFT	0	0	1	0	1	2.5	25	31	40	-6	-15
<b>TOTAL PROPERTY</b>	<b>3</b>	<b>3</b>	<b>6</b>	<b>2</b>	<b>14</b>	<b>13.6</b>	<b>153</b>	<b>166</b>	<b>196</b>	<b>-8%</b>	<b>-22%</b>
<b>TOTAL PART I</b>	<b>6</b>	<b>4</b>	<b>7</b>	<b>5</b>	<b>22</b>	<b>17.5</b>	<b>210</b>	<b>216</b>	<b>241</b>	<b>-3%</b>	<b>-13%</b>

**Difference from Last Year -6**

Statistics are based on UCR criteria, not GA Criminal Code.

\* Rape Code 11A is the historical definition of rape (aka Legacy Rape); Rape Codes 11B and 11C are those moved from Part II to Part I in 2017.

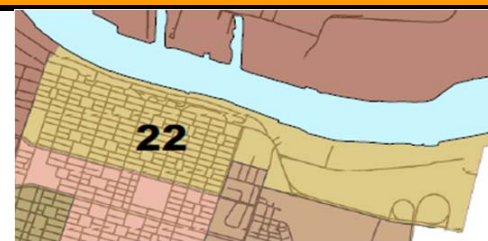
^ Rape Code 11A is the historical definition of rape; Rape Codes 11B and 11C are those moved from Part II to Part I status in accordance with federal mandate.

	Week Ending 11/11/17	Week Ending 11/25/17	Week Ending 12/02/17	Week Ending 12/09/17	28 Days Ending 12/09/17	28 Day Average 2016	YTD 2017	YTD 2016	YTD 2015	Change 16 to 17	Change vs. 2015
<b>Shots Fired Calls</b>											
53S ShotSpotter Calls	0	0	0	0	0	0.0	0	0	0	0%	0%
Sig 53 Shots Fired Calls	4	2	2	2	10	9.3	103	112	93	-8%	11%

# BEAT 22

## Downtown Precinct

### Week Ending 12/09/17



	Last 4 Weeks				28 Days Ending 12/09/17	28 Day Average 2016	YTD 2017	YTD 2016	YTD 2015	Change 16 to 17	Change vs. 2015
	Ending 11/11/17	Ending 11/25/17	Ending 12/02/17	Ending 12/09/17							
HOMICIDE	0	0	0	0	0	0.0	0	0	1	0	-1
RAPE (11A) *	0	0	0	0	0	0.4	8	5	5	3	3
RAPE (11B & 11C) *	0	0	0	0	0	0.2	1	2	0	-1	1
COMMERCIAL ROBBERY	0	0	0	0	0	0.1	3	1	2	2	1
STREET ROBBERY	0	1	0	0	1	3.4	14	40	28	-26	-14
RESIDENTIAL ROBBERY	0	0	0	0	0	0.0	0	0	0	0	0
AGG ASSAULT w/ GUN	0	0	0	0	0	0.6	5	8	5	-3	0
AGG ASSAULT w/o GUN	2	0	0	0	2	0.9	22	10	8	12	14
<b>TOTAL VIOLENT</b>	<b>2</b>	<b>1</b>	<b>0</b>	<b>0</b>	<b>3</b>	<b>5.6</b>	<b>53</b>	<b>66</b>	<b>49</b>	<b>-20%</b>	<b>8%</b>
COMMERCIAL BURGLARY	0	0	0	0	0	0.8	11	10	7	1	4
RESIDENTIAL BURGLARY	0	0	0	0	0	0.5	0	7	0	-7	0
SUDDEN SNATCHING	1	2	0	0	3	2.9	31	37	17	-6	14
SHOPLIFTING	0	0	0	1	1	3.0	33	36	27	-3	6
THEFT FROM VEHICLE	0	0	0	1	1	10.9	59	135	67	-76	-8
THEFT FROM YARD	0	0	1	0	1	3.1	38	41	51	-3	-13
THEFT FROM BLDG	1	3	2	1	7	8.0	71	97	69	-26	2
OTHER LARCENY	2	0	0	0	2	0.4	7	4	1	3	6
AUTO THEFT	0	1	1	0	2	3.1	23	38	23	-15	0
<b>TOTAL PROPERTY</b>	<b>4</b>	<b>6</b>	<b>4</b>	<b>3</b>	<b>17</b>	<b>32.7</b>	<b>273</b>	<b>405</b>	<b>262</b>	<b>-33%</b>	<b>4%</b>
<b>TOTAL PART I</b>	<b>6</b>	<b>7</b>	<b>4</b>	<b>3</b>	<b>20</b>	<b>38.3</b>	<b>326</b>	<b>471</b>	<b>311</b>	<b>-31%</b>	<b>5%</b>

**Difference from Last Year -145**

Statistics are based on UCR criteria, not GA Criminal Code.

\* Rape Code 11A is the historical definition of rape (aka Legacy Rape); Rape Codes 11B and 11C are those moved from Part II to Part I in 2017.

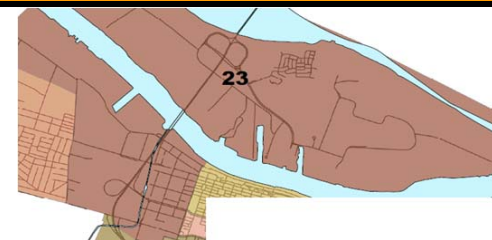
^ Rape Code 11A is the historical definition of rape; Rape Codes 11B and 11C are those moved from Part II to Part I status in accordance with federal mandate.

Shots Fired Calls	Week Ending 11/11/17	Week Ending 11/25/17	Week Ending 12/02/17	Week Ending 12/09/17	28 Days Ending 12/09/17	28 Day Average 2016	YTD 2017	YTD 2016	YTD 2015	Change 16 to 17	Change vs. 2015
53S ShotSpotter Calls	0	0	0	0	0	1.2	17	15	11	0%	0%
Sig 53 Shots Fired Calls	0	0	1	0	1	1.8	18	21	27	-14%	-33%

# BEAT 23

## Downtown Precinct

### Week Ending 12/09/17



	Last 4 Weeks				28 Days Ending 12/09/17	28 Day Average 2016	YTD 2017	YTD 2016	YTD 2015	Change 16 to 17	Change vs. 2015
	Ending 11/11/17	Ending 11/25/17	Ending 12/02/17	Ending 12/09/17							
HOMICIDE	0	0	0	0	0	0.0	2	0	2	2	0
RAPE (11A) *	0	0	0	0	0	0.1	2	1	2	1	0
RAPE (11B & 11C) *	0	0	0	0	0	0.0	2	0	0	2	2
COMMERCIAL ROBBERY	0	0	0	0	0	0.0	0	0	0	0	0
STREET ROBBERY	1	0	0	0	1	1.7	9	21	17	-12	-8
RESIDENTIAL ROBBERY	0	0	0	0	0	0.2	0	2	2	-2	-2
AGG ASSAULT w/ GUN	0	0	0	0	0	0.6	3	8	10	-5	-7
AGG ASSAULT w/o GUN	1	0	0	1	2	0.8	15	10	5	5	10
<b>TOTAL VIOLENT</b>	<b>2</b>	<b>0</b>	<b>0</b>	<b>1</b>	<b>3</b>	<b>3.3</b>	<b>33</b>	<b>42</b>	<b>38</b>	<b>-21%</b>	<b>-13%</b>
COMMERCIAL BURGLARY	0	0	0	0	0	0.1	2	1	0	1	2
RESIDENTIAL BURGLARY	0	0	0	0	0	1.3	7	16	12	-9	-5
SUDDEN SNATCHING	0	0	0	0	0	0.4	6	5	3	1	3
SHOPLIFTING	0	0	0	1	1	2.0	11	25	28	-14	-17
THEFT FROM VEHICLE	3	1	1	0	5	4.4	43	56	53	-13	-10
THEFT FROM YARD	0	0	0	0	0	1.7	14	20	13	-6	1
THEFT FROM BLDG	0	0	1	0	1	3.1	22	39	31	-17	-9
OTHER LARCENY	0	0	0	0	0	0.3	1	3	1	-2	0
AUTO THEFT	0	0	1	0	1	2.0	7	25	22	-18	-15
<b>TOTAL PROPERTY</b>	<b>3</b>	<b>1</b>	<b>3</b>	<b>1</b>	<b>8</b>	<b>15.3</b>	<b>113</b>	<b>190</b>	<b>163</b>	<b>-41%</b>	<b>-31%</b>
<b>TOTAL PART I</b>	<b>5</b>	<b>1</b>	<b>3</b>	<b>2</b>	<b>11</b>	<b>18.6</b>	<b>146</b>	<b>232</b>	<b>201</b>	<b>-37%</b>	<b>-27%</b>

**Difference from Last Year -86**

Statistics are based on UCR criteria, not GA Criminal Code.

\* Rape Code 11A is the historical definition of rape (aka Legacy Rape); Rape Codes 11B and 11C are those moved from Part II to Part I in 2017.

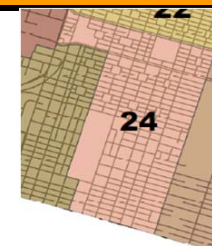
^ Rape Code 11A is the historical definition of rape; Rape Codes 11B and 11C are those moved from Part II to Part I status in accordance with federal mandate.

Shots Fired Calls	Week Ending	Week Ending	Week Ending	Week Ending	28 Days Ending	28 Day Average	YTD 2017	YTD 2016	YTD 2015	Change 16 to 17	Change vs. 2015
	11/11/17	11/25/17	12/02/17	12/09/17							
53S ShotSpotter Calls	1	0	0	0	1	3.5	35	39	55	0%	0%
Sig 53 Shots Fired Calls	1	0	0	0	1	3.5	26	41	36	-37%	-28%

# BEAT 24

## Downtown Precinct

### Week Ending 12/09/17



	Last 4 Weeks				28 Days Ending 12/09/17	28 Day Average 2016	YTD 2017	YTD 2016	YTD 2015	Change 16 to 17	Change vs. 2015
	Ending 11/11/17	Ending 11/25/17	Ending 12/02/17	Ending 12/09/17							
HOMICIDE	0	0	0	0	0	0.1	0	1	0	-1	0
RAPE (11A) *	0	0	0	0	0	0.2	2	2	5	0	-3
RAPE (11B & 11C) *	0	0	0	0	0	0.2	0	2	0	-2	0
COMMERCIAL ROBBERY	0	0	0	0	0	0.1	2	1	1	1	1
STREET ROBBERY	0	0	0	0	0	3.1	15	41	21	-26	-6
RESIDENTIAL ROBBERY	0	0	0	0	0	0.2	0	2	2	-2	-2
AGG ASSAULT w/ GUN	0	0	0	0	0	0.1	4	1	2	3	2
AGG ASSAULT w/o GUN	1	0	1	0	2	0.5	8	6	4	2	4
<b>TOTAL VIOLENT</b>	<b>1</b>	<b>0</b>	<b>1</b>	<b>0</b>	<b>2</b>	<b>4.3</b>	<b>31</b>	<b>56</b>	<b>35</b>	<b>-45%</b>	<b>-11%</b>
COMMERCIAL BURGLARY	0	0	0	1	1	0.5	4	7	1	-3	3
RESIDENTIAL BURGLARY	0	1	0	0	1	1.5	14	17	18	-3	-4
SUDDEN SNATCHING	0	0	1	0	1	0.5	3	7	7	-4	-4
SHOPLIFTING	1	0	1	1	3	5.0	45	63	100	-18	-55
THEFT FROM VEHICLE	2	5	2	1	10	10.3	113	128	111	-15	2
THEFT FROM YARD	0	0	4	0	4	5.1	55	63	82	-8	-27
THEFT FROM BLDG	0	1	0	1	2	3.7	30	45	46	-15	-16
OTHER LARCENY	0	0	2	1	3	0.8	19	8	13	11	6
AUTO THEFT	1	0	1	1	3	3.3	36	40	38	-4	-2
<b>TOTAL PROPERTY</b>	<b>4</b>	<b>7</b>	<b>11</b>	<b>6</b>	<b>28</b>	<b>30.7</b>	<b>319</b>	<b>378</b>	<b>416</b>	<b>-16%</b>	<b>-23%</b>
<b>TOTAL PART I</b>	<b>5</b>	<b>7</b>	<b>12</b>	<b>6</b>	<b>30</b>	<b>35.0</b>	<b>350</b>	<b>434</b>	<b>451</b>	<b>-19%</b>	<b>-22%</b>

**Difference from Last Year -84**

Statistics are based on UCR criteria, not GA Criminal Code.

\* Rape Code 11A is the historical definition of rape (aka Legacy Rape); Rape Codes 11B and 11C are those moved from Part II to Part I in 2017.

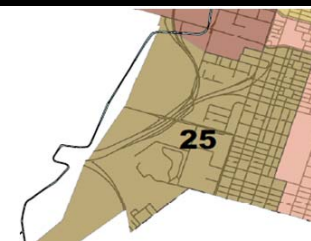
^ Rape Code 11A is the historical definition of rape; Rape Codes 11B and 11C are those moved from Part II to Part I status in accordance with federal mandate.

	Week Ending 11/11/17	Week Ending 11/25/17	Week Ending 12/02/17	Week Ending 12/09/17	28 Days Ending 12/09/17	28 Day Average 2016	YTD 2017	YTD 2016	YTD 2015	Change 16 to 17	Change vs. 2015
<b>Shots Fired Calls</b>											
53S ShotSpotter Calls	0	1	1	0	2	3.8	37	46	17	0%	0%
Sig 53 Shots Fired Calls	1	1	3	0	5	8.8	73	112	58	-35%	26%

# BEAT 25

## Downtown Precinct

### Week Ending 12/09/17



	Last 4 Weeks				28 Days Ending 12/09/17	28 Day Average 2016	YTD 2017	YTD 2016	YTD 2015	Change 16 to 17	Change vs. 2015
	Ending 11/11/17	Ending 11/25/17	Ending 12/02/17	Ending 12/09/17							
HOMICIDE	0	0	0	0	0	0.0	0	0	1	0	-1
RAPE (11A) *	0	0	0	0	0	0.1	3	1	2	2	1
RAPE (11B & 11C) *	0	0	0	0	0	0.2	0	3	0	-3	0
COMMERCIAL ROBBERY	0	0	0	0	0	0.1	3	1	4	2	-1
STREET ROBBERY	0	0	0	0	0	2.4	19	31	19	-12	0
RESIDENTIAL ROBBERY	0	0	0	0	0	0.0	0	0	0	0	0
AGG ASSAULT w/ GUN	0	0	0	0	0	0.9	7	12	11	-5	-4
AGG ASSAULT w/o GUN	0	0	1	0	1	0.8	8	9	9	-1	-1
<b>TOTAL VIOLENT</b>	<b>0</b>	<b>0</b>	<b>1</b>	<b>0</b>	<b>1</b>	<b>4.5</b>	<b>40</b>	<b>57</b>	<b>46</b>	<b>-30%</b>	<b>-13%</b>
COMMERCIAL BURGLARY	0	0	1	0	1	1.6	6	20	10	-14	-4
RESIDENTIAL BURGLARY	0	0	0	1	1	1.7	9	20	18	-11	-9
SUDDEN SNATCHING	0	0	0	0	0	0.2	4	2	6	2	-2
SHOPLIFTING	0	0	0	0	0	4.0	47	50	22	-3	25
THEFT FROM VEHICLE	0	2	1	2	5	9.5	77	118	57	-41	20
THEFT FROM YARD	0	0	0	0	0	2.3	34	27	17	7	17
THEFT FROM BLDG	1	0	0	0	1	2.3	25	28	23	-3	2
OTHER LARCENY	0	0	1	0	1	0.3	5	4	2	1	3
AUTO THEFT	1	1	0	0	2	3.2	33	41	36	-8	-3
<b>TOTAL PROPERTY</b>	<b>2</b>	<b>3</b>	<b>3</b>	<b>3</b>	<b>11</b>	<b>25.0</b>	<b>240</b>	<b>310</b>	<b>191</b>	<b>-23%</b>	<b>26%</b>
<b>TOTAL PART I</b>	<b>2</b>	<b>3</b>	<b>4</b>	<b>3</b>	<b>12</b>	<b>29.5</b>	<b>280</b>	<b>367</b>	<b>237</b>	<b>-24%</b>	<b>18%</b>

**Difference from Last Year -87**

Statistics are based on UCR criteria, not GA Criminal Code.

\* Rape Code 11A is the historical definition of rape (aka Legacy Rape); Rape Codes 11B and 11C are those moved from Part II to Part I in 2017.

^ Rape Code 11A is the historical definition of rape; Rape Codes 11B and 11C are those moved from Part II to Part I status in accordance with federal mandate.

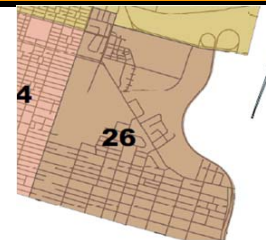
Shots Fired Calls	Week Ending 11/11/17	Week Ending 11/25/17	Week Ending 12/02/17	Week Ending 12/09/17	28 Days Ending 12/09/17	28 Day Average 2016	YTD 2017	YTD 2016	YTD 2015	Change 16 to 17	Change vs. 2015
53S ShotSpotter Calls	1	2	1	2	6	6.3	63	75	72	0%	0%
Sig 53 Shots Fired Calls	4	1	2	0	7	6.4	59	83	68	-29%	-13%



# BEAT 26

## Downtown Precinct

### Week Ending 12/09/17



	Last 4 Weeks				28 Days Ending 12/09/17	28 Day Average 2016	YTD 2017	YTD 2016	YTD 2015	Change 16 to 17	Change vs. 2015
	Ending 11/11/17	Ending 11/25/17	Ending 12/02/17	Ending 12/09/17							
HOMICIDE	0	0	0	0	0	0.2	1	2	4	-1	-3
RAPE (11A) *	0	0	0	0	0	0.1	1	1	0	0	1
RAPE (11B & 11C) *	0	0	0	0	0	0.5	2	6	2	-4	0
COMMERCIAL ROBBERY	0	0	0	0	0	0.0	0	0	1	0	-1
STREET ROBBERY	1	1	0	0	2	1.7	16	22	12	-6	4
RESIDENTIAL ROBBERY	0	1	0	0	1	0.1	4	1	2	3	2
AGG ASSAULT w/ GUN	0	0	0	0	0	2.3	4	29	8	-25	-4
AGG ASSAULT w/o GUN	1	0	0	0	1	1.1	20	13	10	7	10
<b>TOTAL VIOLENT</b>	<b>2</b>	<b>2</b>	<b>0</b>	<b>0</b>	<b>4</b>	<b>5.9</b>	<b>48</b>	<b>74</b>	<b>39</b>	<b>-35%</b>	<b>23%</b>
COMMERCIAL BURGLARY	1	0	0	0	1	1.3	4	16	5	-12	-1
RESIDENTIAL BURGLARY	1	0	4	0	5	4.1	36	50	42	-14	-6
SUDDEN SNATCHING	0	0	0	0	0	0.0	4	0	2	4	2
SHOPLIFTING	1	0	1	0	2	2.4	20	27	37	-7	-17
THEFT FROM VEHICLE	2	0	1	1	4	4.6	79	59	52	20	27
THEFT FROM YARD	1	0	0	1	2	1.7	26	22	36	4	-10
THEFT FROM BLDG	0	0	1	0	1	1.9	18	25	19	-7	-1
OTHER LARCENY	1	0	0	0	1	0.5	6	6	1	0	5
AUTO THEFT	1	0	0	1	2	2.1	21	25	37	-4	-16
<b>TOTAL PROPERTY</b>	<b>8</b>	<b>0</b>	<b>7</b>	<b>3</b>	<b>18</b>	<b>18.7</b>	<b>214</b>	<b>230</b>	<b>231</b>	<b>-7%</b>	<b>-7%</b>
<b>TOTAL PART I</b>	<b>10</b>	<b>2</b>	<b>7</b>	<b>3</b>	<b>22</b>	<b>24.6</b>	<b>262</b>	<b>304</b>	<b>270</b>	<b>-14%</b>	<b>-3%</b>

**Difference from Last Year -42**

Statistics are based on UCR criteria, not GA Criminal Code.

\* Rape Code 11A is the historical definition of rape (aka Legacy Rape); Rape Codes 11B and 11C are those moved from Part II to Part I in 2017.

^ Rape Code 11A is the historical definition of rape; Rape Codes 11B and 11C are those moved from Part II to Part I status in accordance with federal mandate.

	Week Ending 11/11/17	Week Ending 11/25/17	Week Ending 12/02/17	Week Ending 12/09/17	28 Days Ending 12/09/17	28 Day Average 2016	YTD 2017	YTD 2016	YTD 2015	Change 16 to 17	Change vs. 2015
<b>Shots Fired Calls</b>											
53S ShotSpotter Calls	3	3	3	0	9	15.6	110	192	114	0%	0%
Sig 53 Shots Fired Calls	0	1	2	0	3	13.3	106	168	120	-37%	-12%



# COMPSTAT CENTRAL PRECINCT Week Ending 12/09/17

**PRECINCT COMMANDER:**  
**CAPT. BEN HERRON**



	Week Ending 12/09/17	Week Ending 12/02/17	Weekly Avg 2016	28-Day Ending 12/09/17	28-Day Ending 11/11/17	Avg 28-Day 2016	YTD 2017	YTD 2016	YTD 2015	Change 16 to 17	Change vs. 2015
<b>HOMICIDE</b>	0	0	0	0	2	2	15	23	17	-8	-2
<b>RAPE (11A) *</b>	0	0	0	0	1	1	16	12	6	4	10
<b>RAPE (11B &amp; 11C) *</b>	0	0	0	0	0	1	8	13	5	-5	3
<b>COMMERCIAL ROBBERY</b>	0	0	0	0	3	1	23	14	18	9	5
<b>STREET ROBBERY</b>	2	1	2	7	3	8	58	93	97	-35	-39
<b>RESIDENTIAL ROBBERY</b>	0	0	0	0	0	1	9	10	11	-1	-2
<b>AGG ASSAULT w/ GUN</b>	1	1	1	4	3	5	92	63	100	29	-8
<b>AGG ASSAULT w/o GUN</b>	0	1	1	6	4	4	81	51	54	30	27
<b>TOTAL VIOLENT</b>	3	3	6	17	16	23	302	279	308	8%	-2%
<b>COMMERCIAL BURGLARY</b>	1	2	2	5	2	8	39	106	64	-67	-25
<b>RESIDENTIAL BURGLARY</b>	3	4	7	12	18	30	210	371	391	-161	-181
<b>SUDDEN SNATCHING</b>	0	0	0	0	2	1	22	18	14	4	8
<b>SHOPLIFTING</b>	4	3	3	14	16	13	223	156	95	67	128
<b>THEFT FROM VEHICLE</b>	14	6	9	32	29	35	401	435	546	-34	-145
<b>THEFT FROM YARD</b>	3	3	4	8	14	17	192	222	188	-30	4
<b>THEFT FROM BLDG</b>	9	4	6	20	19	23	206	281	206	-75	0
<b>OTHER LARCENY</b>	1	2	0	4	3	2	40	20	36	20	4
<b>AUTO THEFT</b>	8	3	4	19	16	18	203	219	255	-16	-52
<b>TOTAL PROPERTY</b>	43	27	37	114	119	146	1536	1828	1795	-16%	-14%
<b>TOTAL PART I</b>	46	30	42	131	135	169	1838	2107	2103	-13%	-13%

Statistics are based on UCR criteria, not GA Criminal Code.

**Difference from Last Year** -269

Statistics are preliminary, based on RMS data at the time prepared, and are subject to change due to late reports, reclassifications, updated locations, etc.

Cell Shading: white is within 0.6 standard deviation of the mean; red is above; green is below.

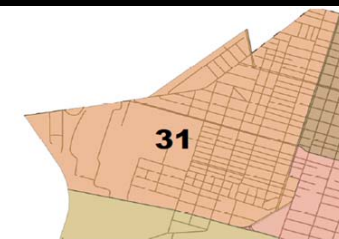
\* Rape Code 11A is the historical definition of rape; Rape Codes 11B and 11C are those moved from Part II to Part I status in accordance with federal mandate.

<b>Citizen Initiated Calls</b>	Week Ending 12/09/17	Week Ending 12/02/17	Weekly Avg 2015	28-Day Ending 12/09/17	28-Day Ending 11/11/17	Avg 28-Day 2016	YTD 2017	YTD 2016	YTD 2015	Change 16 to 17	Change vs. 2015
<b>Midnight Shift</b>	105	81	126	358	407	503	5123	6031	5788	-908	-665
<b>Day Shift</b>	224	227	271	873	1007	1085	11709	12759	12687	-1050	-978
<b>Afternoon Shift</b>	209	215	294	840	958	1176	12612	13562	13508	-950	-896
<b>TOTAL CITIZEN CFS</b>	538	523	691	2071	2372	2764	29444	32352	31983	-9.0%	-7.9%
<b>53S ShotSpotter Calls</b>	6	6	12	25	52	49	562	583	573	-21	-11
<b>Sig 53 Shots Fired Calls</b>	15	17	19	50	62	74	806	882	928	-76	-122

# BEAT 31

## Central Precinct

### Week Ending 12/09/17



	Last 4 Weeks				28 Days Ending 12/09/17	28 Day Average 2016	YTD 2017	YTD 2016	YTD 2015	Change 16 to 17	Change vs. 2015
	Ending 11/11/17	Ending 11/25/17	Ending 12/02/17	Ending 12/09/17							
HOMICIDE	0	0	0	0	0	0.2	4	3	2	1	2
RAPE (11A) *	0	0	0	0	0	0.0	6	0	1	6	5
RAPE (11B & 11C) *	0	0	0	0	0	0.2	0	3	0	-3	0
COMMERCIAL ROBBERY	0	0	0	0	0	0.1	1	1	0	0	1
STREET ROBBERY	0	0	0	0	0	0.8	8	11	18	-3	-10
RESIDENTIAL ROBBERY	0	0	0	0	0	0.2	4	3	4	1	0
AGG ASSAULT w/ GUN	1	1	0	1	3	1.5	30	19	36	11	-6
AGG ASSAULT w/o GUN	1	1	1	0	3	0.8	24	11	9	13	15
<b>TOTAL VIOLENT</b>	<b>2</b>	<b>2</b>	<b>1</b>	<b>1</b>	<b>6</b>	<b>4.0</b>	<b>77</b>	<b>51</b>	<b>70</b>	<b>51%</b>	<b>10%</b>
COMMERCIAL BURGLARY	0	0	0	0	0	0.5	5	7	6	-2	-1
RESIDENTIAL BURGLARY	1	0	2	0	3	6.0	65	74	88	-9	-23
SUDDEN SNATCHING	0	0	0	0	0	0.3	6	4	2	2	4
SHOPLIFTING	0	1	1	1	3	0.5	36	6	2	30	34
THEFT FROM VEHICLE	1	0	0	2	3	2.8	40	34	58	6	-18
THEFT FROM YARD	0	0	0	1	1	1.8	20	22	17	-2	3
THEFT FROM BLDG	1	0	1	1	3	2.4	30	31	28	-1	2
OTHER LARCENY	0	0	0	0	0	0.3	2	4	1	-2	1
AUTO THEFT	1	1	1	2	5	3.0	39	35	43	4	-4
<b>TOTAL PROPERTY</b>	<b>4</b>	<b>2</b>	<b>5</b>	<b>7</b>	<b>18</b>	<b>17.6</b>	<b>243</b>	<b>217</b>	<b>245</b>	<b>12%</b>	<b>-1%</b>
<b>TOTAL PART I</b>	<b>6</b>	<b>4</b>	<b>6</b>	<b>8</b>	<b>24</b>	<b>21.6</b>	<b>320</b>	<b>268</b>	<b>315</b>	<b>19%</b>	<b>2%</b>

**Difference from Last Year    52**

Statistics are based on UCR criteria, not GA Criminal Code.

\* Rape Code 11A is the historical definition of rape (aka Legacy Rape); Rape Codes 11B and 11C are those moved from Part II to Part I in 2017.

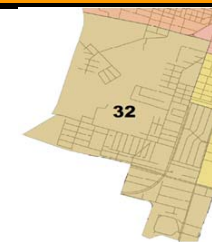
^ Rape Code 11A is the historical definition of rape; Rape Codes 11B and 11C are those moved from Part II to Part I status in accordance with federal mandate.

	Week Ending 11/11/17	Week Ending 11/25/17	Week Ending 12/02/17	Week Ending 12/09/17	28 Days Ending 12/09/17	28 Day Average 2016	YTD 2017	YTD 2016	YTD 2015	Change 16 to 17	Change vs. 2015
<b>Shots Fired Calls</b>											
53S ShotSpotter Calls	4	3	5	4	16	16.8	229	205	233	0%	0%
Sig 53 Shots Fired Calls	9	2	3	1	15	13.7	193	162	193	19%	0%

# BEAT 32

## Central Precinct

### Week Ending 12/09/17



	Last 4 Weeks				28 Days Ending 12/09/17	28 Day Average 2016	YTD 2017	YTD 2016	YTD 2015	Change 16 to 17	Change vs. 2015
	Ending 11/11/17	Ending 11/25/17	Ending 12/02/17	Ending 12/09/17							
HOMICIDE	0	0	0	0	0	0.3	1	4	3	-3	-2
RAPE (11A) *	0	0	0	0	0	0.1	1	1	1	0	0
RAPE (11B & 11C) *	0	0	0	0	0	0.0	0	0	0	0	0
COMMERCIAL ROBBERY	0	0	0	0	0	0.4	8	5	3	3	5
STREET ROBBERY	0	0	1	1	2	1.1	7	14	6	-7	1
RESIDENTIAL ROBBERY	0	0	0	0	0	0.0	1	1	0	0	1
AGG ASSAULT w/ GUN	0	0	1	0	1	1.0	13	14	17	-1	-4
AGG ASSAULT w/o GUN	0	0	0	0	0	0.5	16	7	11	9	5
<b>TOTAL VIOLENT</b>	<b>0</b>	<b>0</b>	<b>2</b>	<b>1</b>	<b>3</b>	<b>3.4</b>	<b>47</b>	<b>46</b>	<b>41</b>	<b>2%</b>	<b>15%</b>
COMMERCIAL BURGLARY	0	0	0	0	0	1.8	13	25	13	-12	0
RESIDENTIAL BURGLARY	1	0	0	0	1	4.5	46	60	52	-14	-6
SUDDEN SNATCHING	0	0	0	0	0	0.2	3	2	2	1	1
SHOPLIFTING	0	1	1	0	2	2.1	43	33	24	10	19
THEFT FROM VEHICLE	0	1	0	1	2	4.3	38	64	64	-26	-26
THEFT FROM YARD	0	0	0	0	0	1.8	20	25	16	-5	4
THEFT FROM BLDG	1	1	0	0	2	2.7	36	35	31	1	5
OTHER LARCENY	0	0	0	0	0	0.1	7	2	4	5	3
AUTO THEFT	2	0	1	0	3	2.8	29	38	38	-9	-9
<b>TOTAL PROPERTY</b>	<b>4</b>	<b>3</b>	<b>2</b>	<b>1</b>	<b>10</b>	<b>20.2</b>	<b>235</b>	<b>284</b>	<b>244</b>	<b>-17%</b>	<b>-4%</b>
<b>TOTAL PART I</b>	<b>4</b>	<b>3</b>	<b>4</b>	<b>2</b>	<b>13</b>	<b>23.6</b>	<b>282</b>	<b>330</b>	<b>285</b>	<b>-15%</b>	<b>-1%</b>

**Difference from Last Year -48**

Statistics are based on UCR criteria, not GA Criminal Code.

\* Rape Code 11A is the historical definition of rape (aka Legacy Rape); Rape Codes 11B and 11C are those moved from Part II to Part I in 2017.

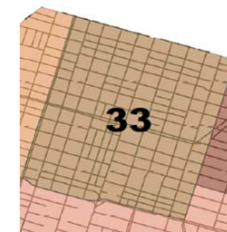
^ Rape Code 11A is the historical definition of rape; Rape Codes 11B and 11C are those moved from Part II to Part I status in accordance with federal mandate.

Shots Fired Calls	Week Ending 11/11/17	Week Ending 11/25/17	Week Ending 12/02/17	Week Ending 12/09/17	28 Days Ending 12/09/17	28 Day Average 2016	YTD 2017	YTD 2016	YTD 2015	Change 16 to 17	Change vs. 2015
53S ShotSpotter Calls	0	0	0	0	0	0.1	2	1	0	0%	0%
Sig 53 Shots Fired Calls	1	0	3	6	10	9.4	96	97	120	-1%	-20%

# BEAT 33

## Central Precinct

### Week Ending 12/09/17



	Last 4 Weeks				28 Days Ending 12/09/17	28 Day Average 2016	YTD 2017	YTD 2016	YTD 2015	Change 16 to 17	Change vs. 2015
	Ending 11/11/17	Ending 11/25/17	Ending 12/02/17	Ending 12/09/17							
HOMICIDE	0	0	0	0	0	0.8	0	10	5	-10	-5
RAPE (11A) *	0	0	0	0	0	0.4	0	5	2	-5	-2
RAPE (11B & 11C) *	0	0	0	0	0	0.2	4	1	1	3	3
COMMERCIAL ROBBERY	0	0	0	0	0	0.2	2	3	2	-1	0
STREET ROBBERY	1	0	0	0	1	2.1	19	21	28	-2	-9
RESIDENTIAL ROBBERY	0	0	0	0	0	0.1	0	1	2	-1	-2
AGG ASSAULT w/ GUN	0	0	0	0	0	0.4	10	5	11	5	-1
AGG ASSAULT w/o GUN	0	0	0	0	0	0.8	8	11	11	-3	-3
<b>TOTAL VIOLENT</b>	<b>1</b>	<b>0</b>	<b>0</b>	<b>0</b>	<b>1</b>	<b>5.0</b>	<b>43</b>	<b>57</b>	<b>62</b>	<b>-25%</b>	<b>-31%</b>
COMMERCIAL BURGLARY	1	0	1	1	3	2.4	9	31	23	-22	-14
RESIDENTIAL BURGLARY	0	1	0	0	1	3.8	15	46	51	-31	-36
SUDDEN SNATCHING	0	0	0	0	0	0.5	5	6	5	-1	0
SHOPLIFTING	0	0	0	2	2	2.1	38	27	15	11	23
THEFT FROM VEHICLE	2	1	0	2	5	8.1	86	104	102	-18	-16
THEFT FROM YARD	0	0	1	1	2	6.0	69	78	56	-9	13
THEFT FROM BLDG	0	0	2	1	3	4.8	36	61	44	-25	-8
OTHER LARCENY	0	0	1	0	1	0.5	8	6	11	2	-3
AUTO THEFT	1	0	0	1	2	3.4	43	43	51	0	-8
<b>TOTAL PROPERTY</b>	<b>4</b>	<b>2</b>	<b>5</b>	<b>8</b>	<b>19</b>	<b>31.7</b>	<b>309</b>	<b>402</b>	<b>358</b>	<b>-23%</b>	<b>-14%</b>
<b>TOTAL PART I</b>	<b>5</b>	<b>2</b>	<b>5</b>	<b>8</b>	<b>20</b>	<b>36.6</b>	<b>352</b>	<b>459</b>	<b>420</b>	<b>-23%</b>	<b>-16%</b>

**Difference from Last Year -107**

Statistics are based on UCR criteria, not GA Criminal Code.

\* Rape Code 11A is the historical definition of rape (aka Legacy Rape); Rape Codes 11B and 11C are those moved from Part II to Part I in 2017.

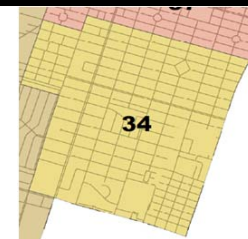
^ Rape Code 11A is the historical definition of rape; Rape Codes 11B and 11C are those moved from Part II to Part I status in accordance with federal mandate.

Shots Fired Calls	Week Ending 11/11/17	Week Ending 11/25/17	Week Ending 12/02/17	Week Ending 12/09/17	28 Days Ending 12/09/17	28 Day Average 2016	YTD 2017	YTD 2016	YTD 2015	Change 16 to 17	Change vs. 2015
53S ShotSpotter Calls	0	0	0	0	0	5.4	60	67	62	0%	0%
Sig 53 Shots Fired Calls	3	0	3	1	7	12.8	122	155	132	-21%	-8%

# BEAT 34

## Central Precinct

### Week Ending 12/09/17



	Last 4 Weeks				28 Days Ending 12/09/17	28 Day Average 2016	YTD 2017	YTD 2016	YTD 2015	Change 16 to 17	Change vs. 2015
	Ending 11/11/17	Ending 11/25/17	Ending 12/02/17	Ending 12/09/17							
HOMICIDE	0	0	0	0	0	0.0	1	0	1	1	0
RAPE (11A) *	0	0	0	0	0	0.1	4	2	2	2	2
RAPE (11B & 11C) *	0	0	0	0	0	0.2	2	3	3	-1	-1
COMMERCIAL ROBBERY	0	0	0	0	0	0.2	9	3	9	6	0
STREET ROBBERY	2	1	0	1	4	0.8	7	10	6	-3	1
RESIDENTIAL ROBBERY	0	0	0	0	0	0.2	0	0	1	0	-1
AGG ASSAULT w/ GUN	0	0	0	0	0	0.5	9	4	8	5	1
AGG ASSAULT w/o GUN	0	1	0	0	1	0.5	10	5	4	5	6
<b>TOTAL VIOLENT</b>	<b>2</b>	<b>2</b>	<b>0</b>	<b>1</b>	<b>5</b>	<b>2.4</b>	<b>42</b>	<b>27</b>	<b>34</b>	<b>56%</b>	<b>24%</b>
COMMERCIAL BURGLARY	0	0	1	0	1	1.4	3	13	10	-10	-7
RESIDENTIAL BURGLARY	0	0	2	1	3	4.4	25	51	34	-26	-9
SUDDEN SNATCHING	0	0	0	0	0	0.1	2	1	1	1	1
SHOPLIFTING	1	3	1	1	6	4.4	68	46	20	22	48
THEFT FROM VEHICLE	1	2	3	4	10	7.0	81	80	101	1	-20
THEFT FROM YARD	1	0	1	0	2	2.6	35	30	40	5	-5
THEFT FROM BLDG	2	0	0	4	6	5.3	44	65	28	-21	16
OTHER LARCENY	0	0	1	0	1	0.3	7	2	6	5	1
AUTO THEFT	0	0	0	3	3	3.4	29	36	39	-7	-10
<b>TOTAL PROPERTY</b>	<b>5</b>	<b>5</b>	<b>9</b>	<b>13</b>	<b>32</b>	<b>28.8</b>	<b>294</b>	<b>324</b>	<b>279</b>	<b>-9%</b>	<b>5%</b>
<b>TOTAL PART I</b>	<b>7</b>	<b>7</b>	<b>9</b>	<b>14</b>	<b>37</b>	<b>31.1</b>	<b>336</b>	<b>351</b>	<b>313</b>	<b>-4%</b>	<b>7%</b>

**Difference from Last Year -15**

Statistics are based on UCR criteria, not GA Criminal Code.

\* Rape Code 11A is the historical definition of rape (aka Legacy Rape); Rape Codes 11B and 11C are those moved from Part II to Part I in 2017.

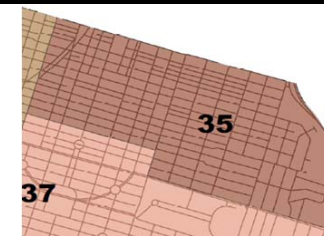
^ Rape Code 11A is the historical definition of rape; Rape Codes 11B and 11C are those moved from Part II to Part I status in accordance with federal mandate.

	Week Ending 11/11/17	Week Ending 11/25/17	Week Ending 12/02/17	Week Ending 12/09/17	28 Days Ending 12/09/17	28 Day Average 2016	YTD 2017	YTD 2016	YTD 2015	Change 16 to 17	Change vs. 2015
<b>Shots Fired Calls</b>											
53S ShotSpotter Calls	0	0	0	0	0	0.2	0	2	2	0%	0%
Sig 53 Shots Fired Calls	1	0	1	2	4	7.4	89	88	116	1%	-23%

# BEAT 35

## Central Precinct

### Week Ending 12/09/17



	Last 4 Weeks				28 Days Ending 12/09/17	28 Day Average 2016	YTD 2017	YTD 2016	YTD 2015	Change 16 to 17	Change vs. 2015
	Ending 11/11/17	Ending 11/25/17	Ending 12/02/17	Ending 12/09/17							
HOMICIDE	0	0	0	0	0	0.5	8	6	4	2	4
RAPE (11A) *	0	0	0	0	0	0.2	3	3	0	0	3
RAPE (11B & 11C) *	0	0	0	0	0	0.2	2	3	1	-1	1
COMMERCIAL ROBBERY	0	0	0	0	0	0.1	1	1	2	0	-1
STREET ROBBERY	0	0	0	0	0	1.5	10	18	20	-8	-10
RESIDENTIAL ROBBERY	0	0	0	0	0	0.4	3	5	3	-2	0
AGG ASSAULT w/ GUN	0	0	0	0	0	1.2	24	15	26	9	-2
AGG ASSAULT w/o GUN	2	0	0	0	2	1.2	20	14	13	6	7
<b>TOTAL VIOLENT</b>	<b>2</b>	<b>0</b>	<b>0</b>	<b>0</b>	<b>2</b>	<b>5.3</b>	<b>71</b>	<b>65</b>	<b>69</b>	<b>9%</b>	<b>3%</b>
COMMERCIAL BURGLARY	0	1	0	0	1	1.0	3	13	5	-10	-2
RESIDENTIAL BURGLARY	0	2	0	1	3	8.0	48	102	112	-54	-64
SUDDEN SNATCHING	0	0	0	0	0	0.2	2	2	0	0	2
SHOPLIFTING	0	0	0	0	0	0.3	4	4	5	0	-1
THEFT FROM VEHICLE	2	0	1	1	4	5.0	70	64	63	6	7
THEFT FROM YARD	0	1	1	1	3	2.1	33	27	30	6	3
THEFT FROM BLDG	1	0	0	3	4	4.9	35	60	41	-25	-6
OTHER LARCENY	1	0	0	1	2	0.3	7	4	4	3	3
AUTO THEFT	0	2	1	2	5	3.9	40	49	46	-9	-6
<b>TOTAL PROPERTY</b>	<b>4</b>	<b>6</b>	<b>3</b>	<b>9</b>	<b>22</b>	<b>25.6</b>	<b>242</b>	<b>325</b>	<b>306</b>	<b>-26%</b>	<b>-21%</b>
<b>TOTAL PART I</b>	<b>6</b>	<b>6</b>	<b>3</b>	<b>9</b>	<b>24</b>	<b>30.9</b>	<b>313</b>	<b>390</b>	<b>375</b>	<b>-20%</b>	<b>-17%</b>

Difference from Last Year -77

Statistics are based on UCR criteria, not GA Criminal Code.

\* Rape Code 11A is the historical definition of rape (aka Legacy Rape); Rape Codes 11B and 11C are those moved from Part II to Part I in 2017.

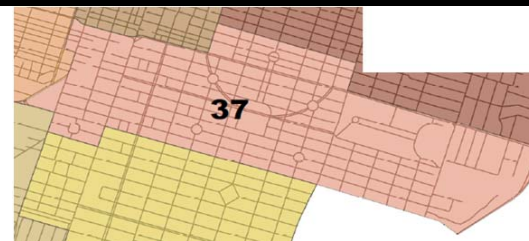
^ Rape Code 11A is the historical definition of rape; Rape Codes 11B and 11C are those moved from Part II to Part I status in accordance with federal mandate.

Shots Fired Calls	Week Ending 11/11/17	Week Ending 11/25/17	Week Ending 12/02/17	Week Ending 12/09/17	28 Days Ending 12/09/17	28 Day Average 2016	YTD 2017	YTD 2016	YTD 2015	Change 16 to 17	Change vs. 2015
53S ShotSpotter Calls	1	5	1	0	7	23.4	223	264	246	0%	0%
Sig 53 Shots Fired Calls	0	0	7	4	11	18.2	198	228	221	-13%	-10%

# BEAT 37

## Central Precinct

### Week Ending 12/09/17



	Last 4 Weeks				28 Days Ending 12/09/17	28 Day Average 2016	YTD 2017	YTD 2016	YTD 2015	Change 16 to 17	Change vs. 2015
	Ending 11/11/17	Ending 11/25/17	Ending 12/02/17	Ending 12/09/17							
HOMICIDE	0	0	0	0	0	0.1	1	0	2	1	-1
RAPE (11A) *	0	0	0	0	0	0.1	2	1	0	1	2
RAPE (11B & 11C) *	0	0	0	0	0	0.2	0	3	0	-3	0
COMMERCIAL ROBBERY	0	0	0	0	0	0.1	2	1	2	1	0
STREET ROBBERY	0	0	0	0	0	1.5	7	19	19	-12	-12
RESIDENTIAL ROBBERY	0	0	0	0	0	0.0	1	0	1	1	0
AGG ASSAULT w/ GUN	0	0	0	0	0	0.5	6	6	2	0	4
AGG ASSAULT w/o GUN	0	0	0	0	0	0.2	3	3	6	0	-3
<b>TOTAL VIOLENT</b>	<b>0</b>	<b>0</b>	<b>0</b>	<b>0</b>	<b>0</b>	<b>2.6</b>	<b>22</b>	<b>33</b>	<b>32</b>	<b>-33%</b>	<b>-31%</b>
COMMERCIAL BURGLARY	0	0	0	0	0	1.3	6	17	7	-11	-1
RESIDENTIAL BURGLARY	0	0	0	1	1	3.1	11	38	54	-27	-43
SUDDEN SNATCHING	0	0	0	0	0	0.2	4	3	4	1	0
SHOPLIFTING	1	0	0	0	1	3.3	34	40	29	-6	5
THEFT FROM VEHICLE	1	1	2	4	8	7.3	86	89	158	-3	-72
THEFT FROM YARD	0	0	0	0	0	3.1	15	40	29	-25	-14
THEFT FROM BLDG	1	0	1	0	2	2.4	25	29	34	-4	-9
OTHER LARCENY	0	0	0	0	0	0.2	9	2	10	7	-1
AUTO THEFT	1	0	0	0	1	1.4	23	18	38	5	-15
<b>TOTAL PROPERTY</b>	<b>4</b>	<b>1</b>	<b>3</b>	<b>5</b>	<b>13</b>	<b>22.2</b>	<b>213</b>	<b>276</b>	<b>363</b>	<b>-23%</b>	<b>-41%</b>
<b>TOTAL PART I</b>	<b>4</b>	<b>1</b>	<b>3</b>	<b>5</b>	<b>13</b>	<b>24.8</b>	<b>235</b>	<b>309</b>	<b>395</b>	<b>-24%</b>	<b>-41%</b>

**Difference from Last Year -74**

Statistics are based on UCR criteria, not GA Criminal Code.

\* Rape Code 11A is the historical definition of rape (aka Legacy Rape); Rape Codes 11B and 11C are those moved from Part II to Part I in 2017.

^ Rape Code 11A is the historical definition of rape; Rape Codes 11B and 11C are those moved from Part II to Part I status in accordance with federal mandate.

Shots Fired Calls	Week Ending	Week Ending	Week Ending	Week Ending	28 Days Ending	28 Day Average	YTD 2017	YTD 2016	YTD 2015	Change 16 to 17	Change vs. 2015
	11/11/17	11/25/17	12/02/17	12/09/17							
53S ShotSpotter Calls	0	0	0	2	2	3.5	48	44	30	0%	0%
Sig 53 Shots Fired Calls	0	2	0	1	3	12.7	108	152	146	-29%	-26%





# COMPSTAT SOUTHSIDE PRECINCT Week Ending 12/09/17

**PRECINCT COMMANDER:**

**CAPT. JOY GELLATLY**



	Week Ending 12/09/17	Week Ending 12/02/17	Weekly Avg 2016	28-Day Ending 12/09/17	28-Day Ending 11/11/17	Avg 28-Day 2016	YTD 2017	YTD 2016	YTD 2015	Change 16 to 17	Change vs. 2015
<b>HOMICIDE</b>	0	0	0	0	2	0	4	6	6	-2	-2
<b>RAPE (11A) *</b>	0	0	0	0	0	1	7	12	5	-5	2
<b>RAPE (11B &amp; 11C) *</b>	0	1	0	1	0	1	5	10	2	-5	3
<b>COMMERCIAL ROBBERY</b>	1	0	1	1	5	2	29	29	25	0	4
<b>STREET ROBBERY</b>	0	0	1	1	6	2	30	25	39	5	-9
<b>RESIDENTIAL ROBBERY</b>	0	0	0	1	1	0	4	6	12	-2	-8
<b>AGG ASSAULT w/ GUN</b>	1	0	0	3	1	2	32	20	29	12	3
<b>AGG ASSAULT w/o GUN</b>	1	1	1	5	4	2	34	30	25	4	9
<b>TOTAL VIOLENT</b>	3	2	3	12	19	12	145	138	143	5%	1%
<b>COMMERCIAL BURGLARY</b>	1	2	1	5	1	5	52	54	45	-2	7
<b>RESIDENTIAL BURGLARY</b>	2	2	4	8	5	15	159	181	257	-22	-98
<b>SUDDEN SNATCHING</b>	0	0	0	1	3	1	10	8	14	2	-4
<b>SHOPLIFTING</b>	16	18	12	59	54	49	622	585	709	37	-87
<b>THEFT FROM VEHICLE</b>	12	2	5	28	26	20	372	238	359	134	13
<b>THEFT FROM YARD</b>	4	3	2	14	6	9	90	111	102	-21	-12
<b>THEFT FROM BLDG</b>	2	1	3	11	5	13	171	154	215	17	-44
<b>OTHER LARCENY</b>	0	1	0	3	1	2	28	19	23	9	5
<b>AUTO THEFT</b>	5	3	2	16	9	9	147	101	183	46	-36
<b>TOTAL PROPERTY</b>	42	32	30	145	110	120	1651	1451	1907	14%	-13%
<b>TOTAL PART I</b>	45	34	33	157	129	132	1796	1589	2050	13%	-12%

Statistics are based on UCR criteria, not GA Criminal Code.

**Difference from Last Year 207**

Statistics are preliminary, based on RMS data at the time prepared, and are subject to change due to late reports, reclassifications, updated locations, etc.

Cell Shading: white is within 0.6 standard deviation of the mean; red is above; green is below.

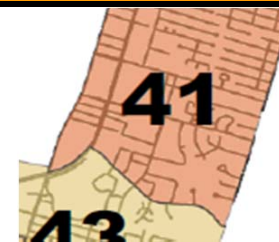
\* Rape Code 11A is the historical definition of rape; Rape Codes 11B and 11C are those moved from Part II to Part I status in accordance with federal mandate.

<b>Citizen Initiated Calls</b>	Week Ending 12/09/17	Week Ending 12/02/17	Weekly Avg 2016	28-Day Ending 12/09/17	28-Day Ending 11/11/17	Avg 28-Day 2016	YTD 2017	YTD 2016	YTD 2015	Change 16 to 17	Change vs. 2015
<b>Midnight Shift</b>	81	79	91	302	325	364	4189	4616	4564	-427	-375
<b>Day Shift</b>	261	217	247	890	967	986	11709	12941	12687	-1232	-978
<b>Afternoon Shift</b>	207	224	246	841	844	982	11341	12737	12389	-1396	-1048
<b>TOTAL CITIZEN CFS</b>	549	520	583	2033	2136	2332	27239	30294	29640	-10.1%	-8.1%
<b>53S ShotSpotter Calls</b>	0	0	0	0	0	0	2	1	0	1	2
<b>Sig 53 Shots Fired Calls</b>	2	3	9	19	27	35	356	422	360	-66	-4

# BEAT 41

## Southside Precinct

### Week Ending 12/09/17



	Last 4 Weeks				28 Days Ending 12/09/17	28 Day Average 2016	YTD 2017	YTD 2016	YTD 2015	Change 16 to 17	Change vs. 2015
	Ending 11/11/17	Ending 11/25/17	Ending 12/02/17	Ending 12/09/17							
HOMICIDE	0	0	0	0	0	0.0	0	0	1	0	-1
RAPE (11A) *	0	0	0	0	0	0.2	1	3	0	-2	1
RAPE (11B & 11C) *	0	0	0	0	0	0.0	1	0	1	1	0
COMMERCIAL ROBBERY	0	0	0	0	0	0.4	13	5	5	8	8
STREET ROBBERY	0	0	0	0	0	0.3	2	3	7	-1	-5
RESIDENTIAL ROBBERY	0	0	0	0	0	0.1	1	1	3	0	-2
AGG ASSAULT w/ GUN	0	0	0	0	0	0.3	0	4	0	-4	0
AGG ASSAULT w/o GUN	0	0	0	0	0	0.5	2	6	1	-4	1
<b>TOTAL VIOLENT</b>	<b>0</b>	<b>0</b>	<b>0</b>	<b>0</b>	<b>0</b>	<b>1.8</b>	<b>20</b>	<b>22</b>	<b>18</b>	<b>-9%</b>	<b>11%</b>
COMMERCIAL BURGLARY	1	0	1	0	2	1.8	20	23	11	-3	9
RESIDENTIAL BURGLARY	0	0	0	0	0	1.1	12	15	11	-3	1
SUDDEN SNATCHING	0	0	0	0	0	0.0	2	0	3	2	-1
SHOPLIFTING	1	2	1	0	4	2.4	32	27	19	5	13
THEFT FROM VEHICLE	1	1	1	4	7	4.6	63	56	72	7	-9
THEFT FROM YARD	0	1	0	0	1	1.7	22	21	36	1	-14
THEFT FROM BLDG	1	0	0	0	1	2.3	38	26	55	12	-17
OTHER LARCENY	1	0	0	0	1	0.2	4	2	4	2	0
AUTO THEFT	0	0	1	1	2	1.5	18	16	29	2	-11
<b>TOTAL PROPERTY</b>	<b>5</b>	<b>4</b>	<b>4</b>	<b>5</b>	<b>18</b>	<b>15.5</b>	<b>211</b>	<b>186</b>	<b>240</b>	<b>13%</b>	<b>-12%</b>
<b>TOTAL PART I</b>	<b>5</b>	<b>4</b>	<b>4</b>	<b>5</b>	<b>18</b>	<b>17.2</b>	<b>231</b>	<b>208</b>	<b>258</b>	<b>11%</b>	<b>-10%</b>

**Difference from Last Year 23**

Statistics are based on UCR criteria, not GA Criminal Code.

\* Rape Code 11A is the historical definition of rape (aka Legacy Rape); Rape Codes 11B and 11C are those moved from Part II to Part I in 2017.

^ Rape Code 11A is the historical definition of rape; Rape Codes 11B and 11C are those moved from Part II to Part I status in accordance with federal mandate.

Shots Fired Calls	Week Ending 11/11/17	Week Ending 11/25/17	Week Ending 12/02/17	Week Ending 12/09/17	28 Days Ending 12/09/17	28 Day Average 2016	YTD 2017	YTD 2016	YTD 2015	Change 16 to 17	Change vs. 2015
53S ShotSpotter Calls	0	0	0	0	0	0.1	0	1	0	0%	0%
Sig 53 Shots Fired Calls	0	1	0	0	1	1.8	29	23	19	26%	53%

# BEAT 42

## Southside Precinct

### Week Ending 12/09/17



	Last 4 Weeks				28 Days Ending 12/09/17	28 Day Average 2016	YTD 2017	YTD 2016	YTD 2015	Change 16 to 17	Change vs. 2015
	Ending 11/11/17	Ending 11/25/17	Ending 12/02/17	Ending 12/09/17							
HOMICIDE	0	0	0	0	0	0.1	2	1	1	1	1
RAPE (11A) *	0	0	0	0	0	0.2	2	3	0	-1	2
RAPE (11B & 11C) *	0	0	1	0	1	0.4	3	3	0	0	3
COMMERCIAL ROBBERY	0	0	0	0	0	0.6	7	8	8	-1	-1
STREET ROBBERY	0	0	0	0	0	0.9	8	11	12	-3	-4
RESIDENTIAL ROBBERY	0	0	0	0	0	0.2	1	3	6	-2	-5
AGG ASSAULT w/ GUN	0	1	0	1	2	0.5	11	7	10	4	1
AGG ASSAULT w/o GUN	1	0	0	0	1	0.7	17	9	10	8	7
<b>TOTAL VIOLENT</b>	<b>1</b>	<b>1</b>	<b>1</b>	<b>1</b>	<b>4</b>	<b>3.7</b>	<b>51</b>	<b>45</b>	<b>47</b>	<b>13%</b>	<b>9%</b>
COMMERCIAL BURGLARY	1	0	1	0	2	1.4	15	13	15	2	0
RESIDENTIAL BURGLARY	0	0	0	1	1	4.5	33	54	71	-21	-38
SUDDEN SNATCHING	1	0	0	0	1	0.1	4	0	4	4	0
SHOPLIFTING	4	0	4	3	11	9.0	89	105	172	-16	-83
THEFT FROM VEHICLE	1	2	0	5	8	5.8	98	67	115	31	-17
THEFT FROM YARD	3	0	2	0	5	2.3	18	28	27	-10	-9
THEFT FROM BLDG	2	1	1	1	5	3.0	39	35	54	4	-15
OTHER LARCENY	0	0	0	0	0	0.5	7	6	5	1	2
AUTO THEFT	2	1	0	2	5	2.3	57	27	61	30	-4
<b>TOTAL PROPERTY</b>	<b>14</b>	<b>4</b>	<b>8</b>	<b>12</b>	<b>38</b>	<b>28.8</b>	<b>360</b>	<b>335</b>	<b>524</b>	<b>7%</b>	<b>-31%</b>
<b>TOTAL PART I</b>	<b>15</b>	<b>5</b>	<b>9</b>	<b>13</b>	<b>42</b>	<b>32.4</b>	<b>411</b>	<b>380</b>	<b>571</b>	<b>8%</b>	<b>-28%</b>

**Difference from Last Year    31**

Statistics are based on UCR criteria, not GA Criminal Code.

\* Rape Code 11A is the historical definition of rape (aka Legacy Rape); Rape Codes 11B and 11C are those moved from Part II to Part I in 2017.

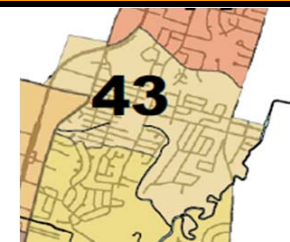
^ Rape Code 11A is the historical definition of rape; Rape Codes 11B and 11C are those moved from Part II to Part I status in accordance with federal mandate.

	Week Ending 11/11/17	Week Ending 11/25/17	Week Ending 12/02/17	Week Ending 12/09/17	28 Days Ending 12/09/17	28 Day Average 2016	YTD 2017	YTD 2016	YTD 2015	Change 16 to 17	Change vs. 2015
<b>Shots Fired Calls</b>											
53S ShotSpotter Calls	0	0	0	0	0	0.0	0	0	0	0%	0%
Sig 53 Shots Fired Calls	2	0	1	0	3	7.6	62	94	84	-34%	-26%

# BEAT 43

## Southside Precinct

### Week Ending 12/09/17



	Last 4 Weeks				28 Days Ending 12/09/17	28 Day Average 2016	YTD 2017	YTD 2016	YTD 2015	Change 16 to 17	Change vs. 2015
	Ending 11/11/17	Ending 11/25/17	Ending 12/02/17	Ending 12/09/17							
HOMICIDE	0	0	0	0	0	0.2	0	3	2	-3	-2
RAPE (11A) *	0	0	0	0	0	0.1	0	1	0	-1	0
RAPE (11B & 11C) *	0	0	0	0	0	0.1	0	1	0	-1	0
COMMERCIAL ROBBERY	0	0	0	1	1	0.8	4	10	6	-6	-2
STREET ROBBERY	0	0	0	0	0	0.5	7	6	10	1	-3
RESIDENTIAL ROBBERY	1	0	0	0	1	0.1	1	1	0	0	1
AGG ASSAULT w/ GUN	0	1	0	0	1	0.1	5	1	8	4	-3
AGG ASSAULT w/o GUN	0	1	0	1	2	0.5	5	6	4	-1	1
<b>TOTAL VIOLENT</b>	<b>1</b>	<b>2</b>	<b>0</b>	<b>2</b>	<b>5</b>	<b>2.3</b>	<b>22</b>	<b>29</b>	<b>30</b>	<b>-24%</b>	<b>-27%</b>
COMMERCIAL BURGLARY	0	0	0	1	1	1.1	7	15	13	-8	-6
RESIDENTIAL BURGLARY	0	0	0	0	0	2.1	28	28	27	0	1
SUDDEN SNATCHING	0	0	0	0	0	0.3	3	4	3	-1	0
SHOPLIFTING	7	5	10	11	33	25.6	306	306	342	0	-36
THEFT FROM VEHICLE	2	0	0	0	2	2.8	53	32	49	21	4
THEFT FROM YARD	0	1	0	0	1	1.3	16	17	12	-1	4
THEFT FROM BLDG	1	1	0	0	2	2.9	40	36	36	4	4
OTHER LARCENY	0	0	0	0	0	0.2	4	2	5	2	-1
AUTO THEFT	2	2	1	0	5	1.1	22	13	29	9	-7
<b>TOTAL PROPERTY</b>	<b>12</b>	<b>9</b>	<b>11</b>	<b>12</b>	<b>44</b>	<b>37.5</b>	<b>479</b>	<b>453</b>	<b>516</b>	<b>6%</b>	<b>-7%</b>
<b>TOTAL PART I</b>	<b>13</b>	<b>11</b>	<b>11</b>	<b>14</b>	<b>49</b>	<b>39.8</b>	<b>501</b>	<b>482</b>	<b>546</b>	<b>4%</b>	<b>-8%</b>

**Difference from Last Year 19**

Statistics are based on UCR criteria, not GA Criminal Code.

\* Rape Code 11A is the historical definition of rape (aka Legacy Rape); Rape Codes 11B and 11C are those moved from Part II to Part I in 2017.

^ Rape Code 11A is the historical definition of rape; Rape Codes 11B and 11C are those moved from Part II to Part I status in accordance with federal mandate.

	Week Ending 11/11/17	Week Ending 11/25/17	Week Ending 12/02/17	Week Ending 12/09/17	28 Days Ending 12/09/17	28 Day Average 2016	YTD 2017	YTD 2016	YTD 2015	Change 16 to 17	Change vs. 2015
<b>Shots Fired Calls</b>											
53S ShotSpotter Calls	0	0	0	0	0	0.0	0	0	0	0%	0%
Sig 53 Shots Fired Calls	1	0	0	1	2	5.4	43	67	58	-36%	-26%

# BEAT 44

## Southside Precinct

### Week Ending 12/09/17



	Last 4 Weeks				28 Days Ending 12/09/17	28 Day Average 2016	YTD 2017	YTD 2016	YTD 2015	Change 16 to 17	Change vs. 2015
	Ending 11/11/17	Ending 11/25/17	Ending 12/02/17	Ending 12/09/17							
HOMICIDE	0	0	0	0	0	0.1	1	1	1	0	0
RAPE (11A) *	0	0	0	0	0	0.2	3	3	4	0	-1
RAPE (11B & 11C) *	0	0	0	0	0	0.3	1	4	1	-3	0
COMMERCIAL ROBBERY	0	0	0	0	0	0.2	2	3	5	-1	-3
STREET ROBBERY	1	0	0	0	1	0.2	9	1	8	8	1
RESIDENTIAL ROBBERY	0	0	0	0	0	0.1	1	1	3	0	-2
AGG ASSAULT w/ GUN	0	0	0	0	0	0.5	11	5	7	6	4
AGG ASSAULT w/o GUN	0	0	1	0	1	0.6	6	7	7	-1	-1
<b>TOTAL VIOLENT</b>	<b>1</b>	<b>0</b>	<b>1</b>	<b>0</b>	<b>2</b>	<b>2.3</b>	<b>34</b>	<b>25</b>	<b>36</b>	<b>36%</b>	<b>-6%</b>
COMMERCIAL BURGLARY	0	0	0	0	0	0.2	7	3	5	4	2
RESIDENTIAL BURGLARY	0	2	1	1	4	3.7	57	44	100	13	-43
SUDDEN SNATCHING	0	0	0	0	0	0.2	0	2	2	-2	-2
SHOPLIFTING	0	0	0	0	0	1.1	16	14	9	2	7
THEFT FROM VEHICLE	2	3	1	1	7	4.1	89	49	71	40	18
THEFT FROM YARD	0	0	1	0	1	1.6	21	21	17	0	4
THEFT FROM BLDG	0	1	0	1	2	2.8	32	34	39	-2	-7
OTHER LARCENY	0	0	0	0	0	0.2	6	2	6	4	0
AUTO THEFT	0	0	1	2	3	2.1	30	26	41	4	-11
<b>TOTAL PROPERTY</b>	<b>2</b>	<b>6</b>	<b>4</b>	<b>5</b>	<b>17</b>	<b>16.1</b>	<b>258</b>	<b>195</b>	<b>290</b>	<b>32%</b>	<b>-11%</b>
<b>TOTAL PART I</b>	<b>3</b>	<b>6</b>	<b>5</b>	<b>5</b>	<b>19</b>	<b>18.4</b>	<b>292</b>	<b>220</b>	<b>326</b>	<b>33%</b>	<b>-10%</b>

**Difference from Last Year      72**

Statistics are based on UCR criteria, not GA Criminal Code.

\* Rape Code 11A is the historical definition of rape (aka Legacy Rape); Rape Codes 11B and 11C are those moved from Part II to Part I in 2017.

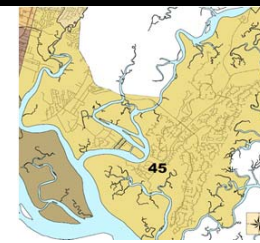
^ Rape Code 11A is the historical definition of rape; Rape Codes 11B and 11C are those moved from Part II to Part I status in accordance with federal mandate.

Shots Fired Calls	Week Ending 11/11/17	Week Ending 11/25/17	Week Ending 12/02/17	Week Ending 12/09/17	28 Days Ending 12/09/17	28 Day Average 2016	YTD 2017	YTD 2016	YTD 2015	Change 16 to 17	Change vs. 2015
53S ShotSpotter Calls	0	0	0	0	0	0.0	1	0	0	0%	0%
Sig 53 Shots Fired Calls	3	3	1	0	7	8.2	106	95	78	12%	36%

# BEAT 45

## Southside Precinct

### Week Ending 12/09/17



	Last 4 Weeks				28 Days Ending 12/09/17	28 Day Average 2016	YTD 2017	YTD 2016	YTD 2015	Change 16 to 17	Change vs. 2015
	Ending 11/11/17	Ending 11/25/17	Ending 12/02/17	Ending 12/09/17							
HOMICIDE	0	0	0	0	0	0.1	0	1	0	-1	0
RAPE (11A) *	0	0	0	0	0	0.0	0	1	0	-1	0
RAPE (11B & 11C) *	0	0	0	0	0	0.2	0	1	0	-1	0
COMMERCIAL ROBBERY	0	0	0	0	0	0.0	0	0	0	0	0
STREET ROBBERY	0	0	0	0	0	0.2	1	1	0	0	1
RESIDENTIAL ROBBERY	0	0	0	0	0	0.0	0	0	0	0	0
AGG ASSAULT w/ GUN	0	0	0	0	0	0.0	1	0	1	1	0
AGG ASSAULT w/o GUN	1	0	0	0	1	0.1	1	1	0	0	1
<b>TOTAL VIOLENT</b>	<b>1</b>	<b>0</b>	<b>0</b>	<b>0</b>	<b>1</b>	<b>0.5</b>	<b>3</b>	<b>5</b>	<b>1</b>	<b>-40%</b>	<b>200%</b>
COMMERCIAL BURGLARY	0	0	0	0	0	0.0	0	0	1	0	-1
RESIDENTIAL BURGLARY	0	0	1	0	1	1.4	12	18	25	-6	-13
SUDDEN SNATCHING	0	0	0	0	0	0.0	0	0	0	0	0
SHOPLIFTING	0	0	0	0	0	0.0	0	0	0	0	0
THEFT FROM VEHICLE	0	0	0	0	0	0.7	10	9	6	1	4
THEFT FROM YARD	0	1	0	0	1	0.3	3	4	2	-1	1
THEFT FROM BLDG	0	0	0	0	0	0.2	3	2	9	1	-6
OTHER LARCENY	0	0	0	0	0	0.2	1	3	0	-2	1
AUTO THEFT	0	0	0	0	0	0.4	3	5	3	-2	0
<b>TOTAL PROPERTY</b>	<b>0</b>	<b>1</b>	<b>1</b>	<b>0</b>	<b>2</b>	<b>3.2</b>	<b>32</b>	<b>41</b>	<b>46</b>	<b>-22%</b>	<b>-30%</b>
<b>TOTAL PART I</b>	<b>1</b>	<b>1</b>	<b>1</b>	<b>0</b>	<b>3</b>	<b>3.7</b>	<b>35</b>	<b>46</b>	<b>47</b>	<b>-24%</b>	<b>-26%</b>

**Difference from Last Year -11**

Statistics are based on UCR criteria, not GA Criminal Code.

\* Rape Code 11A is the historical definition of rape (aka Legacy Rape); Rape Codes 11B and 11C are those moved from Part II to Part I in 2017.

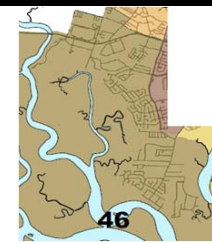
^ Rape Code 11A is the historical definition of rape; Rape Codes 11B and 11C are those moved from Part II to Part I status in accordance with federal mandate.

Shots Fired Calls	Week Ending 11/11/17	Week Ending 11/25/17	Week Ending 12/02/17	Week Ending 12/09/17	28 Days Ending 12/09/17	28 Day Average 2016	YTD 2017	YTD 2016	YTD 2015	Change 16 to 17	Change vs. 2015
53S ShotSpotter Calls	0	0	0	0	0	0.0	0	0	0	0%	0%
Sig 53 Shots Fired Calls	0	1	0	0	1	4.2	38	48	47	-21%	-19%

# BEAT 46

## Southside Precinct

### Week Ending 12/09/17



	Last 4 Weeks				28 Days Ending 12/09/17	28 Day Average 2016	YTD 2017	YTD 2016	YTD 2015	Change 16 to 17	Change vs. 2015
	Ending 11/11/17	Ending 11/25/17	Ending 12/02/17	Ending 12/09/17							
HOMICIDE	0	0	0	0	0	0.0	1	0	1	1	0
RAPE (11A) *	0	0	0	0	0	0.1	1	1	1	0	0
RAPE (11B & 11C) *	0	0	0	0	0	0.1	0	1	0	-1	0
COMMERCIAL ROBBERY	0	0	0	0	0	0.4	3	3	1	0	2
STREET ROBBERY	0	0	0	0	0	0.3	3	3	2	0	1
RESIDENTIAL ROBBERY	0	0	0	0	0	0.0	0	0	0	0	0
AGG ASSAULT w/ GUN	0	0	0	0	0	0.2	4	3	3	1	1
AGG ASSAULT w/o GUN	0	0	0	0	0	0.1	3	1	3	2	0
<b>TOTAL VIOLENT</b>	<b>0</b>	<b>0</b>	<b>0</b>	<b>0</b>	<b>0</b>	<b>1.1</b>	<b>15</b>	<b>12</b>	<b>11</b>	<b>25%</b>	<b>36%</b>
COMMERCIAL BURGLARY	0	0	0	0	0	0.0	3	0	0	3	3
RESIDENTIAL BURGLARY	1	1	0	0	2	1.8	17	22	23	-5	-6
SUDDEN SNATCHING	0	0	0	0	0	0.2	1	2	2	-1	-1
SHOPLIFTING	3	3	3	2	11	10.9	179	133	167	46	12
THEFT FROM VEHICLE	0	2	0	2	4	2.0	59	25	46	34	13
THEFT FROM YARD	1	0	0	4	5	1.5	10	20	8	-10	2
THEFT FROM BLDG	1	0	0	0	1	1.6	19	21	22	-2	-3
OTHER LARCENY	1	0	1	0	2	0.4	6	4	3	2	3
AUTO THEFT	1	0	0	0	1	1.1	17	14	20	3	-3
<b>TOTAL PROPERTY</b>	<b>8</b>	<b>6</b>	<b>4</b>	<b>8</b>	<b>26</b>	<b>19.5</b>	<b>311</b>	<b>241</b>	<b>291</b>	<b>29%</b>	<b>7%</b>
<b>TOTAL PART I</b>	<b>8</b>	<b>6</b>	<b>4</b>	<b>8</b>	<b>26</b>	<b>20.7</b>	<b>326</b>	<b>253</b>	<b>302</b>	<b>29%</b>	<b>8%</b>

**Difference from Last Year    73**

Statistics are based on UCR criteria, not GA Criminal Code.

\* Rape Code 11A is the historical definition of rape (aka Legacy Rape); Rape Codes 11B and 11C are those moved from Part II to Part I in 2017.

^ Rape Code 11A is the historical definition of rape; Rape Codes 11B and 11C are those moved from Part II to Part I status in accordance with federal mandate.

Shots Fired Calls	Week Ending 11/11/17	Week Ending 11/25/17	Week Ending 12/02/17	Week Ending 12/09/17	28 Days Ending 12/09/17	28 Day Average 2016	YTD 2017	YTD 2016	YTD 2015	Change 16 to 17	Change vs. 2015
53S ShotSpotter Calls	0	0	0	0	0	0.0	1	0	0	0%	0%
Sig 53 Shots Fired Calls	1	2	1	1	5	8.0	78	95	74	-18%	5%



# COMPSTAT ISLANDS PRECINCT Week Ending 12/09/17

**PRECINCT COMMANDER:**  
**CAPT. ASHLEY BROWN**



	Week Ending 12/09/17	Week Ending 12/02/17	Weekly Avg 2016	28-Day Ending 12/09/17	28-Day Ending 11/11/17	Avg 28-Day 2016	YTD 2017	YTD 2016	YTD 2015	Change 16 to 17	Change vs. 2015
<b>HOMICIDE</b>	0	0	0	0	0	0	5	6	11	-1	-6
<b>RAPE (11A) *</b>	0	0	0	0	1	0	6	4	8	2	-2
<b>RAPE (11B &amp; 11C) *</b>	0	0	0	0	1	1	8	9	5	-1	3
<b>COMMERCIAL ROBBERY</b>	1	0	0	3	4	1	30	15	24	15	6
<b>STREET ROBBERY</b>	1	0	1	1	2	3	25	40	57	-15	-32
<b>RESIDENTIAL ROBBERY</b>	0	0	0	0	0	0	4	6	7	-2	-3
<b>AGG ASSAULT w/ GUN</b>	0	1	1	2	2	4	41	51	66	-10	-25
<b>AGG ASSAULT w/o GUN</b>	0	1	1	2	5	3	39	37	41	2	-2
<b>TOTAL VIOLENT</b>	2	2	3	8	15	14	158	168	219	-6%	-28%
<b>COMMERCIAL BURGLARY</b>	0	1	0	1	2	2	22	25	25	-3	-3
<b>RESIDENTIAL BURGLARY</b>	4	6	6	19	25	24	250	300	264	-50	-14
<b>SUDDEN SNATCHING</b>	0	0	0	1	1	1	10	9	10	1	0
<b>SHOPLIFTING</b>	5	4	6	28	37	23	301	285	285	16	16
<b>THEFT FROM VEHICLE</b>	4	5	5	24	42	20	285	241	271	44	14
<b>THEFT FROM YARD</b>	2	1	2	7	16	8	110	103	121	7	-11
<b>THEFT FROM BLDG</b>	3	2	4	10	19	16	160	197	192	-37	-32
<b>OTHER LARCENY</b>	1	1	1	6	3	2	33	30	18	3	15
<b>AUTO THEFT</b>	3	2	3	12	13	11	123	133	137	-10	-14
<b>TOTAL PROPERTY</b>	22	22	27	108	158	107	1294	1323	1323	-2%	-2%
<b>TOTAL PART I</b>	24	24	30	116	173	120	1452	1491	1542	-3%	-6%

Statistics are based on UCR criteria, not GA Criminal Code.

**Difference from Last Year -39**

Statistics are preliminary, based on RMS data at the time prepared, and are subject to change due to late reports, reclassifications, updated locations, etc.

Cell Shading: white is within 0.6 standard deviation of the mean; red is above; green is below.

\* Rape Code 11A is the historical definition of rape; Rape Codes 11B and 11C are those moved from Part II to Part I status in accordance with federal mandate.

<b>Citizen Initiated Calls</b>	Week Ending 12/09/17	Week Ending 12/02/17	Weekly Avg 2016	28-Day Ending 12/09/17	28-Day Ending 11/11/17	Avg 28-Day 2016	YTD 2017	YTD 2016	YTD 2015	Change 16 to 17	Change vs. 2015
<b>Midnight Shift</b>	55	57	82	240	304	330	3925	5135	4783	-1210	-858
<b>Day Shift</b>	180	187	190	701	846	761	10353	13207	12190	-2854	-1837
<b>Afternoon Shift</b>	182	197	219	737	826	876	11226	14738	13481	-3512	-2255
<b>TOTAL CITIZEN CFS</b>	417	441	492	1678	1976	1966	25504	33080	30454	-22.9%	-16.3%
<b>53S ShotSpotter Calls</b>	1	0	3	4	6	12	107	147	93	-40	14
<b>Sig 53 Shots Fired Calls</b>	1	9	16	25	32	62	536	758	764	-222	-228



# BEAT 51

## Islands Precinct

### Week Ending 12/09/17



	Last 4 Weeks				28 Days Ending 12/09/17	28 Day Average 2016	YTD 2017	YTD 2016	YTD 2015	Change 16 to 17	Change vs. 2015
	Ending 11/11/17	Ending 11/25/17	Ending 12/02/17	Ending 12/09/17							
HOMICIDE	0	0	0	0	0	0.2	2	2	2	0	0
RAPE (11A) *	0	0	0	0	0	0.2	2	2	1	0	1
RAPE (11B & 11C) *	0	0	0	0	0	0.2	1	2	1	-1	0
COMMERCIAL ROBBERY	1	0	0	1	2	0.4	18	4	9	14	9
STREET ROBBERY	0	0	0	1	1	1.5	9	18	26	-9	-17
RESIDENTIAL ROBBERY	0	0	0	0	0	0.3	0	4	2	-4	-2
AGG ASSAULT w/ GUN	0	0	1	0	1	1.6	11	20	19	-9	-8
AGG ASSAULT w/o GUN	1	0	0	0	1	0.7	12	9	10	3	2
<b>TOTAL VIOLENT</b>	<b>2</b>	<b>0</b>	<b>1</b>	<b>2</b>	<b>5</b>	<b>5.0</b>	<b>55</b>	<b>61</b>	<b>70</b>	<b>-10%</b>	<b>-21%</b>
COMMERCIAL BURGLARY	0	0	0	0	0	1.1	10	15	10	-5	0
RESIDENTIAL BURGLARY	1	2	1	1	5	6.8	65	85	75	-20	-10
SUDDEN SNATCHING	0	0	0	0	0	0.2	3	1	5	2	-2
SHOPLIFTING	11	4	2	3	20	13.7	210	169	221	41	-11
THEFT FROM VEHICLE	3	2	0	1	6	5.7	96	67	81	29	15
THEFT FROM YARD	1	1	0	2	4	2.1	30	26	37	4	-7
THEFT FROM BLDG	1	0	0	0	1	4.1	31	50	66	-19	-35
OTHER LARCENY	1	0	0	0	1	0.5	7	6	4	1	3
AUTO THEFT	1	1	1	1	4	3.1	34	37	48	-3	-14
<b>TOTAL PROPERTY</b>	<b>19</b>	<b>10</b>	<b>4</b>	<b>8</b>	<b>41</b>	<b>37.3</b>	<b>486</b>	<b>456</b>	<b>547</b>	<b>7%</b>	<b>-11%</b>
<b>TOTAL PART I</b>	<b>21</b>	<b>10</b>	<b>5</b>	<b>10</b>	<b>46</b>	<b>42.3</b>	<b>541</b>	<b>517</b>	<b>617</b>	<b>5%</b>	<b>-12%</b>

**Difference from Last Year    24**

Statistics are based on UCR criteria, not GA Criminal Code.

\* Rape Code 11A is the historical definition of rape (aka Legacy Rape); Rape Codes 11B and 11C are those moved from Part II to Part I in 2017.

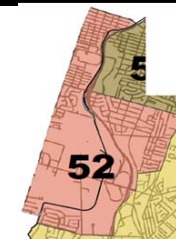
^ Rape Code 11A is the historical definition of rape; Rape Codes 11B and 11C are those moved from Part II to Part I status in accordance with federal mandate.

	Week Ending 11/11/17	Week Ending 11/25/17	Week Ending 12/02/17	Week Ending 12/09/17	28 Days Ending 12/09/17	28 Day Average 2016	YTD 2017	YTD 2016	YTD 2015	Change 16 to 17	Change vs. 2015
<b>Shots Fired Calls</b>											
53S ShotSpotter Calls	1	1	0	1	3	10.8	83	137	82	0%	0%
Sig 53 Shots Fired Calls	2	4	3	0	9	20.9	174	263	215	-34%	-19%

# BEAT 52

## Islands Precinct

### Week Ending 12/09/17



	Last 4 Weeks				28 Days Ending 12/09/17	28 Day Average 2016	YTD 2017	YTD 2016	YTD 2015	Change 16 to 17	Change vs. 2015
	Ending 11/11/17	Ending 11/25/17	Ending 12/02/17	Ending 12/09/17							
HOMICIDE	0	0	0	0	0	0.2	0	2	0	-2	0
RAPE (11A) *	0	0	0	0	0	0.0	0	0	2	0	-2
RAPE (11B & 11C) *	0	0	0	0	0	0.3	2	4	1	-2	1
COMMERCIAL ROBBERY	0	0	0	0	0	0.2	0	2	1	-2	-1
STREET ROBBERY	0	0	0	0	0	0.5	0	6	4	-6	-4
RESIDENTIAL ROBBERY	0	0	0	0	0	0.1	1	1	1	0	0
AGG ASSAULT w/ GUN	1	0	0	0	1	0.3	8	3	15	5	-7
AGG ASSAULT w/o GUN	0	0	0	0	0	0.5	8	7	11	1	-3
<b>TOTAL VIOLENT</b>	<b>1</b>	<b>0</b>	<b>0</b>	<b>0</b>	<b>1</b>	<b>2.1</b>	<b>19</b>	<b>25</b>	<b>35</b>	<b>-24%</b>	<b>-46%</b>
COMMERCIAL BURGLARY	0	0	0	0	0	0.1	1	1	2	0	-1
RESIDENTIAL BURGLARY	0	0	0	0	0	2.6	15	33	44	-18	-29
SUDDEN SNATCHING	0	0	0	0	0	0.2	1	2	2	-1	-1
SHOPLIFTING	0	0	0	0	0	0.2	4	3	3	1	1
THEFT FROM VEHICLE	4	1	3	0	8	1.9	42	25	39	17	3
THEFT FROM YARD	1	0	0	0	1	0.7	9	9	13	0	-4
THEFT FROM BLDG	0	2	0	0	2	3.1	45	39	35	6	10
OTHER LARCENY	1	0	0	0	1	0.2	5	2	1	3	4
AUTO THEFT	1	0	0	1	2	1.4	12	18	17	-6	-5
<b>TOTAL PROPERTY</b>	<b>7</b>	<b>3</b>	<b>3</b>	<b>1</b>	<b>14</b>	<b>10.3</b>	<b>134</b>	<b>132</b>	<b>156</b>	<b>2%</b>	<b>-14%</b>
<b>TOTAL PART I</b>	<b>8</b>	<b>3</b>	<b>3</b>	<b>1</b>	<b>15</b>	<b>12.4</b>	<b>153</b>	<b>157</b>	<b>191</b>	<b>-3%</b>	<b>-20%</b>

**Difference from Last Year -4**

Statistics are based on UCR criteria, not GA Criminal Code.

\* Rape Code 11A is the historical definition of rape (aka Legacy Rape); Rape Codes 11B and 11C are those moved from Part II to Part I in 2017.

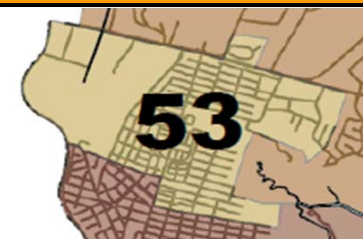
^ Rape Code 11A is the historical definition of rape; Rape Codes 11B and 11C are those moved from Part II to Part I status in accordance with federal mandate.

	Week Ending 11/11/17	Week Ending 11/25/17	Week Ending 12/02/17	Week Ending 12/09/17	28 Days Ending 12/09/17	28 Day Average 2016	YTD 2017	YTD 2016	YTD 2015	Change 16 to 17	Change vs. 2015
<b>Shots Fired Calls</b>											
53S ShotSpotter Calls	0	0	0	0	0	0.0	3	0	0	0%	0%
Sig 53 Shots Fired Calls	0	1	0	0	1	6.3	74	72	110	3%	-33%

# BEAT 53

## Islands Precinct

### Week Ending 12/09/17



	Last 4 Weeks				28 Days Ending 12/09/17	28 Day Average 2016	YTD 2017	YTD 2016	YTD 2015	Change 16 to 17	Change vs. 2015
	Ending 11/11/17	Ending 11/25/17	Ending 12/02/17	Ending 12/09/17							
HOMICIDE	0	0	0	0	0	0.1	2	1	3	1	-1
RAPE (11A) *	0	0	0	0	0	0.0	1	0	2	1	-1
RAPE (11B & 11C) *	0	0	0	0	0	0.0	2	0	2	2	0
COMMERCIAL ROBBERY	0	0	0	0	0	0.1	2	1	3	1	-1
STREET ROBBERY	0	0	0	0	0	0.5	8	6	5	2	3
RESIDENTIAL ROBBERY	0	0	0	0	0	0.1	1	1	1	0	0
AGG ASSAULT w/ GUN	0	0	0	0	0	1.0	13	13	11	0	2
AGG ASSAULT w/o GUN	0	0	1	0	1	0.6	9	8	11	1	-2
<b>TOTAL VIOLENT</b>	<b>0</b>	<b>0</b>	<b>1</b>	<b>0</b>	<b>1</b>	<b>2.3</b>	<b>38</b>	<b>30</b>	<b>38</b>	<b>27%</b>	<b>0%</b>
COMMERCIAL BURGLARY	0	0	0	0	0	0.2	6	3	2	3	4
RESIDENTIAL BURGLARY	2	0	3	3	8	3.5	38	44	36	-6	2
SUDDEN SNATCHING	1	0	0	0	1	0.2	4	2	2	2	2
SHOPLIFTING	0	0	0	0	0	0.9	18	11	6	7	12
THEFT FROM VEHICLE	1	0	0	0	1	2.7	31	31	23	0	8
THEFT FROM YARD	0	1	0	0	1	1.5	19	19	21	0	-2
THEFT FROM BLDG	0	1	0	1	2	2.5	30	33	19	-3	11
OTHER LARCENY	0	0	0	0	0	0.3	4	3	1	1	3
AUTO THEFT	1	0	0	0	1	1.8	22	22	20	0	2
<b>TOTAL PROPERTY</b>	<b>5</b>	<b>2</b>	<b>3</b>	<b>4</b>	<b>14</b>	<b>13.6</b>	<b>172</b>	<b>168</b>	<b>130</b>	<b>2%</b>	<b>32%</b>
<b>TOTAL PART I</b>	<b>5</b>	<b>2</b>	<b>4</b>	<b>4</b>	<b>15</b>	<b>15.9</b>	<b>210</b>	<b>198</b>	<b>168</b>	<b>6%</b>	<b>25%</b>

**Difference from Last Year 12**

Statistics are based on UCR criteria, not GA Criminal Code.

\* Rape Code 11A is the historical definition of rape (aka Legacy Rape); Rape Codes 11B and 11C are those moved from Part II to Part I in 2017.

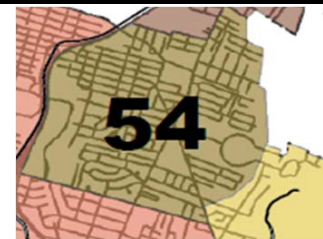
^ Rape Code 11A is the historical definition of rape; Rape Codes 11B and 11C are those moved from Part II to Part I status in accordance with federal mandate.

Shots Fired Calls	Week Ending 11/11/17	Week Ending 11/25/17	Week Ending 12/02/17	Week Ending 12/09/17	28 Days Ending 12/09/17	28 Day Average 2016	YTD 2017	YTD 2016	YTD 2015	Change 16 to 17	Change vs. 2015
53S ShotSpotter Calls	1	0	0	0	1	0.8	20	10	10	0%	0%
Sig 53 Shots Fired Calls	1	0	1	0	2	15.0	105	187	160	-44%	-34%

# BEAT 54

## Islands Precinct

### Week Ending 12/09/17



	Last 4 Weeks				28 Days Ending 12/09/17	28 Day Average 2016	YTD 2017	YTD 2016	YTD 2015	Change 16 to 17	Change vs. 2015
	Ending 11/11/17	Ending 11/25/17	Ending 12/02/17	Ending 12/09/17							
HOMICIDE	0	0	0	0	0	0.1	0	1	4	-1	-4
RAPE (11A) *	0	0	0	0	0	0.1	0	1	1	-1	-1
RAPE (11B & 11C) *	0	0	0	0	0	0.1	0	1	1	-1	-1
COMMERCIAL ROBBERY	0	0	0	0	0	0.5	8	7	9	1	-1
STREET ROBBERY	0	0	0	0	0	0.8	4	9	11	-5	-7
RESIDENTIAL ROBBERY	0	0	0	0	0	0.0	1	0	0	1	1
AGG ASSAULT w/ GUN	0	0	0	0	0	0.7	7	8	13	-1	-6
AGG ASSAULT w/o GUN	0	0	0	0	0	0.6	6	6	5	0	1
<b>TOTAL VIOLENT</b>	<b>0</b>	<b>0</b>	<b>0</b>	<b>0</b>	<b>0</b>	<b>2.8</b>	<b>26</b>	<b>33</b>	<b>44</b>	<b>-21%</b>	<b>-41%</b>
COMMERCIAL BURGLARY	0	0	0	0	0	0.2	0	2	5	-2	-5
RESIDENTIAL BURGLARY	1	1	1	0	3	6.1	58	71	38	-13	20
SUDDEN SNATCHING	0	0	0	0	0	0.0	2	0	1	2	1
SHOPLIFTING	2	0	1	2	5	2.0	33	25	12	8	21
THEFT FROM VEHICLE	0	1	0	0	1	4.7	29	60	63	-31	-34
THEFT FROM YARD	0	0	0	0	0	1.0	19	12	18	7	1
THEFT FROM BLDG	0	0	0	0	0	2.2	18	27	24	-9	-6
OTHER LARCENY	0	0	0	1	1	0.2	6	3	4	3	2
AUTO THEFT	0	1	1	0	2	2.8	25	35	31	-10	-6
<b>TOTAL PROPERTY</b>	<b>3</b>	<b>3</b>	<b>3</b>	<b>3</b>	<b>12</b>	<b>19.2</b>	<b>190</b>	<b>235</b>	<b>196</b>	<b>-19%</b>	<b>-3%</b>
<b>TOTAL PART I</b>	<b>3</b>	<b>3</b>	<b>3</b>	<b>3</b>	<b>12</b>	<b>22.0</b>	<b>216</b>	<b>268</b>	<b>240</b>	<b>-19%</b>	<b>-10%</b>

**Difference from Last Year -52**

Statistics are based on UCR criteria, not GA Criminal Code.

\* Rape Code 11A is the historical definition of rape (aka Legacy Rape); Rape Codes 11B and 11C are those moved from Part II to Part I in 2017.

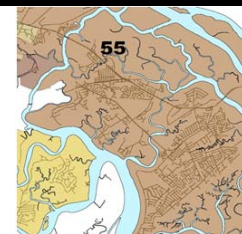
^ Rape Code 11A is the historical definition of rape; Rape Codes 11B and 11C are those moved from Part II to Part I status in accordance with federal mandate.

	Week Ending 11/11/17	Week Ending 11/25/17	Week Ending 12/02/17	Week Ending 12/09/17	28 Days Ending 12/09/17	28 Day Average 2016	YTD 2017	YTD 2016	YTD 2015	Change 16 to 17	Change vs. 2015
<b>Shots Fired Calls</b>											
53S ShotSpotter Calls	0	0	0	0	0	0.0	0	0	1	0%	0%
Sig 53 Shots Fired Calls	3	0	2	1	6	10.7	91	130	164	-30%	-45%

# BEAT 55

## Islands Precinct

### Week Ending 12/09/17



	Last 4 Weeks				28 Days Ending 12/09/17	28 Day Average 2016	YTD 2017	YTD 2016	YTD 2015	Change 16 to 17	Change vs. 2015
	Ending 11/11/17	Ending 11/25/17	Ending 12/02/17	Ending 12/09/17							
HOMICIDE	0	0	0	0	0	0.0	0	0	1	0	-1
RAPE (11A) *	0	0	0	0	0	0.1	3	1	2	2	1
RAPE (11B & 11C) *	0	0	0	0	0	0.2	3	2	0	1	3
COMMERCIAL ROBBERY	1	0	0	0	1	0.1	2	1	2	1	0
STREET ROBBERY	0	0	0	0	0	0.1	4	1	5	3	-1
RESIDENTIAL ROBBERY	0	0	0	0	0	0.0	0	0	2	0	-2
AGG ASSAULT w/ GUN	0	0	0	0	0	0.2	0	3	1	-3	-1
AGG ASSAULT w/o GUN	0	0	0	0	0	0.5	4	6	2	-2	2
<b>TOTAL VIOLENT</b>	<b>1</b>	<b>0</b>	<b>0</b>	<b>0</b>	<b>1</b>	<b>1.1</b>	<b>16</b>	<b>14</b>	<b>15</b>	<b>14%</b>	<b>7%</b>
COMMERCIAL BURGLARY	0	0	1	0	1	0.2	5	3	5	2	0
RESIDENTIAL BURGLARY	1	1	1	0	3	4.0	61	51	59	10	2
SUDDEN SNATCHING	0	0	0	0	0	0.4	0	4	0	-4	0
SHOPLIFTING	1	1	1	0	3	6.1	36	77	43	-41	-7
THEFT FROM VEHICLE	1	2	2	3	8	4.2	84	51	59	33	25
THEFT FROM YARD	0	0	1	0	1	2.6	31	33	31	-2	0
THEFT FROM BLDG	0	1	2	2	5	3.7	35	46	42	-11	-7
OTHER LARCENY	2	0	1	0	3	1.1	10	14	7	-4	3
AUTO THEFT	1	1	0	1	3	1.5	27	20	14	7	13
<b>TOTAL PROPERTY</b>	<b>6</b>	<b>6</b>	<b>9</b>	<b>6</b>	<b>27</b>	<b>23.8</b>	<b>289</b>	<b>299</b>	<b>260</b>	<b>-3%</b>	<b>11%</b>
<b>TOTAL PART I</b>	<b>7</b>	<b>6</b>	<b>9</b>	<b>6</b>	<b>28</b>	<b>24.9</b>	<b>305</b>	<b>313</b>	<b>275</b>	<b>-3%</b>	<b>11%</b>

**Difference from Last Year -8**

Statistics are based on UCR criteria, not GA Criminal Code.

\* Rape Code 11A is the historical definition of rape (aka Legacy Rape); Rape Codes 11B and 11C are those moved from Part II to Part I in 2017.

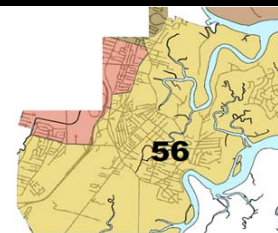
^ Rape Code 11A is the historical definition of rape; Rape Codes 11B and 11C are those moved from Part II to Part I status in accordance with federal mandate.

	Week Ending 11/11/17	Week Ending 11/25/17	Week Ending 12/02/17	Week Ending 12/09/17	28 Days Ending 12/09/17	28 Day Average 2016	YTD 2017	YTD 2016	YTD 2015	Change 16 to 17	Change vs. 2015
<b>Shots Fired Calls</b>											
53S ShotSpotter Calls	0	0	0	0	0	0.0	1	0	0	0%	0%
Sig 53 Shots Fired Calls	2	2	2	0	6	5.3	59	60	55	-2%	7%

# BEAT 56

## Islands Precinct

### Week Ending 12/09/17



	Last 4 Weeks				28 Days Ending 12/09/17	28 Day Average 2016	YTD 2017	YTD 2016	YTD 2015	Change 16 to 17	Change vs. 2015
	Ending 11/11/17	Ending 11/25/17	Ending 12/02/17	Ending 12/09/17							
HOMICIDE	0	0	0	0	0	0.0	1	0	1	1	0
RAPE (11A) *	0	0	0	0	0	0.0	0	0	0	0	0
RAPE (11B & 11C) *	0	0	0	0	0	0.0	0	0	0	0	0
COMMERCIAL ROBBERY	0	0	0	0	0	0.0	0	0	0	0	0
STREET ROBBERY	0	0	0	0	0	0.0	0	0	6	0	-6
RESIDENTIAL ROBBERY	0	0	0	0	0	0.0	1	0	1	1	0
AGG ASSAULT w/ GUN	0	0	0	0	0	0.3	2	4	7	-2	-5
AGG ASSAULT w/o GUN	0	0	0	0	0	0.1	0	1	2	-1	-2
<b>TOTAL VIOLENT</b>	<b>0</b>	<b>0</b>	<b>0</b>	<b>0</b>	<b>0</b>	<b>0.4</b>	<b>4</b>	<b>5</b>	<b>17</b>	<b>-20%</b>	<b>-76%</b>
COMMERCIAL BURGLARY	0	0	0	0	0	0.1	0	1	1	-1	-1
RESIDENTIAL BURGLARY	0	0	0	0	0	1.2	13	16	12	-3	1
SUDDEN SNATCHING	0	0	0	0	0	0.0	0	0	0	0	0
SHOPLIFTING	0	0	0	0	0	0.0	0	0	0	0	0
THEFT FROM VEHICLE	0	0	0	0	0	0.5	3	7	6	-4	-3
THEFT FROM YARD	0	0	0	0	0	0.3	2	4	1	-2	1
THEFT FROM BLDG	0	0	0	0	0	0.2	1	2	6	-1	-5
OTHER LARCENY	0	0	0	0	0	0.2	1	2	1	-1	0
AUTO THEFT	0	0	0	0	0	0.1	3	1	7	2	-4
<b>TOTAL PROPERTY</b>	<b>0</b>	<b>0</b>	<b>0</b>	<b>0</b>	<b>0</b>	<b>2.5</b>	<b>23</b>	<b>33</b>	<b>34</b>	<b>-30%</b>	<b>-32%</b>
<b>TOTAL PART I</b>	<b>0</b>	<b>0</b>	<b>0</b>	<b>0</b>	<b>0</b>	<b>2.9</b>	<b>27</b>	<b>38</b>	<b>51</b>	<b>-29%</b>	<b>-47%</b>

**Difference from Last Year    -11**

Statistics are based on UCR criteria, not GA Criminal Code.

\* Rape Code 11A is the historical definition of rape (aka Legacy Rape); Rape Codes 11B and 11C are those moved from Part II to Part I in 2017.

^ Rape Code 11A is the historical definition of rape; Rape Codes 11B and 11C are those moved from Part II to Part I status in accordance with federal mandate.

Shots Fired Calls	Week Ending	Week Ending	Week Ending	Week Ending	28 Days Ending	28 Day Average	YTD 2017	YTD 2016	YTD 2015	Change 16 to 17	Change vs. 2015
	11/11/17	11/25/17	12/02/17	12/09/17							
53S ShotSpotter Calls	0	0	0	0	0	0.0	0	0	0	0%	0%
Sig 53 Shots Fired Calls	0	0	1	0	1	4.0	33	46	60	-28%	-45%



# COMPSTAT WHITEFIELD PRECINCT Week Ending 12/09/17

**PRECINCT COMMANDER:**  
LT. TORRENCE GARVIN



	Week Ending 12/09/17	Week Ending 12/02/17	Weekly Avg 2016	28-Day Ending 12/09/17	28-Day Ending 11/11/17	Avg 28-Day 2016	YTD 2017	YTD 2016	YTD 2015	Change 16 to 17	Change vs. 2015
<b>HOMICIDE</b>	0	0	0	0	0	0	3	3	3	0	0
<b>RAPE (11A) *</b>	0	0	0	0	0	0	4	2	4	2	0
<b>RAPE (11B &amp; 11C) *</b>	0	0	0	0	0	0	5	5	1	0	4
<b>COMMERCIAL ROBBERY</b>	0	0	0	0	0	0	0	2	10	-2	-10
<b>STREET ROBBERY</b>	0	0	0	0	1	1	8	7	6	1	2
<b>RESIDENTIAL ROBBERY</b>	0	0	0	0	1	0	1	2	4	-1	-3
<b>AGG ASSAULT w/ GUN</b>	0	0	0	0	1	1	5	14	10	-9	-5
<b>AGG ASSAULT w/o GUN</b>	0	0	0	1	0	1	7	16	11	-9	-4
<b>TOTAL VIOLENT</b>	0	0	1	1	3	4	33	51	49	-35%	-33%
<b>COMMERCIAL BURGLARY</b>	1	0	0	1	1	2	7	23	8	-16	-1
<b>RESIDENTIAL BURGLARY</b>	1	0	3	5	10	13	111	164	143	-53	-32
<b>SUDDEN SNATCHING</b>	1	0	0	1	0	1	4	7	2	-3	2
<b>SHOPLIFTING</b>	0	3	2	8	13	9	149	105	161	44	-12
<b>THEFT FROM VEHICLE</b>	2	5	3	11	15	11	134	123	113	11	21
<b>THEFT FROM YARD</b>	1	2	1	4	6	5	51	66	49	-15	2
<b>THEFT FROM BLDG</b>	3	1	1	8	2	6	66	75	68	-9	-2
<b>OTHER LARCENY</b>	0	0	0	1	0	1	25	11	5	14	20
<b>AUTO THEFT</b>	1	0	1	2	6	4	43	46	40	-3	3
<b>TOTAL PROPERTY</b>	10	11	13	41	53	51	590	620	589	-5%	0%
<b>TOTAL PART I</b>	10	11	14	42	56	56	623	671	638	-7%	-2%

Statistics are based on UCR criteria, not GA Criminal Code.

**Difference from Last Year -48**

Statistics are preliminary, based on RMS data at the time prepared, and are subject to change due to late reports, reclassifications, updated locations, etc.

Cell Shading: white is within 0.6 standard deviation of the mean; red is above; green is below.

\* Rape Code 11A is the historical definition of rape; Rape Codes 11B and 11C are those moved from Part II to Part I status in accordance with federal mandate.

<b>Citizen Initiated Calls</b>	Week Ending 12/09/17	Week Ending 12/02/17	Weekly Avg 2016	28-Day Ending 12/09/17	28-Day Ending 11/11/17	Avg 28-Day 2016	YTD 2017	YTD 2016	YTD 2015	Change 16 to 17	Change vs. 2015
<b>Midnight Shift</b>	26	25	34	106	117	138	1459	1708	4661	-249	-3202
<b>Day Shift</b>	110	103	101	410	439	403	4870	4922	4666	-52	204
<b>Afternoon Shift</b>	99	88	102	364	392	407	4553	5006	1596	-453	2957
<b>TOTAL CITIZEN CFS</b>	235	216	237	880	948	947	10882	11636	10923	-6.5%	-0.4%
<b>53S ShotSpotter Calls</b>	0	0	0	4	0	0	1	0	0	1	1
<b>Sig 53 Shots Fired Calls</b>	2	3	5	25	9	18	172	219	163	-47	9

# BEAT 61

## Whitefield Precinct

### Week Ending 12/09/17

	Last 4 Weeks				28 Days Ending 12/09/17	28 Day Average 2016	YTD 2017	YTD 2016	YTD 2015	Change 16 to 17	Change vs. 2015
	Ending 11/11/17	Ending 11/25/17	Ending 12/02/17	Ending 12/09/17							
<b>HOMICIDE</b>	0	0	0	0	0	0.0	2	0	1	2	1
<b>RAPE (11A) *</b>	0	0	0	0	0	0.0	0	0	3	0	-3
<b>RAPE (11B &amp; 11C) *</b>	0	0	0	0	0	0.2	0	2	1	-2	-1
<b>COMMERCIAL ROBBERY</b>	0	0	0	0	0	0.1	0	1	1	-1	-1
<b>STREET ROBBERY</b>	0	0	0	0	0	0.2	2	2	4	0	-2
<b>RESIDENTIAL ROBBERY</b>	0	0	0	0	0	0.0	0	0	3	0	-3
<b>AGG ASSAULT w/ GUN</b>	0	0	0	0	0	0.2	1	3	1	-2	0
<b>AGG ASSAULT w/o GUN</b>	0	0	0	0	0	0.5	2	6	4	-4	-2
<b>TOTAL VIOLENT</b>	0	0	0	0	0	1.1	7	14	18	-50%	-61%
<b>COMMERCIAL BURGLARY</b>	0	0	0	0	0	0.8	3	10	3	-7	0
<b>RESIDENTIAL BURGLARY</b>	0	1	0	1	2	4.3	50	56	61	-6	-11
<b>SUDDEN SNATCHING</b>	0	0	0	1	1	0.2	1	2	1	-1	0
<b>SHOPLIFTING</b>	0	4	3	0	7	7.7	140	89	148	51	-8
<b>THEFT FROM VEHICLE</b>	1	0	2	0	3	5.7	55	66	41	-11	14
<b>THEFT FROM YARD</b>	0	0	1	0	1	2.8	23	37	19	-14	4
<b>THEFT FROM BLDG</b>	0	2	1	2	5	2.8	32	35	35	-3	-3
<b>OTHER LARCENY</b>	1	0	0	0	1	0.8	12	7	2	5	10
<b>AUTO THEFT</b>	0	1	0	1	2	1.4	12	16	12	-4	0
<b>TOTAL PROPERTY</b>	2	8	7	5	22	26.3	328	318	322	3%	2%
<b>TOTAL PART I</b>	2	8	7	5	22	27.5	335	332	340	1%	-1%

**Difference from Last Year      3**

Statistics are based on UCR criteria, not GA Criminal Code.

\* Rape Code 11A is the historical definition of rape (aka Legacy Rape); Rape Codes 11B and 11C are those moved from Part II to Part I in 2017.

^ Rape Code 11A is the historical definition of rape; Rape Codes 11B and 11C are those moved from Part II to Part I status in accordance with federal mandate.

<b>Shots Fired Calls</b>	Week Ending 11/11/17	Week Ending 11/25/17	Week Ending 12/02/17	Week Ending 12/09/17	28 Days Ending 12/09/17	28 Day Average 2016	YTD 2017	YTD 2016	YTD 2015	Change 16 to 17	Change vs. 2015
	<b>53S ShotSpotter Calls</b>	0	0	0	0	0	0.0	1	0	0	0%
<b>Sig 53 Shots Fired Calls</b>	4	1	1	0	6	4.4	70	103	84	-32%	-17%



## BEAT 62 Whitefield Precinct Week Ending 12/09/17

	Last 4 Weeks				28 Days Ending 12/09/17	28 Day Average 2016	YTD 2017	YTD 2016	YTD 2015	Change 16 to 17	Change vs. 2015
	Ending 11/11/17	Ending 11/25/17	Ending 12/02/17	Ending 12/09/17							
HOMICIDE	0	0	0	0	0	0.2	1	3	2	-2	-1
RAPE (11A) *	0	0	0	0	0	0.2	4	2	1	2	3
RAPE (11B & 11C) *	0	0	0	0	0	0.3	5	3	0	2	5
COMMERCIAL ROBBERY	0	0	0	0	0	0.1	0	1	9	-1	-9
STREET ROBBERY	0	0	0	0	0	0.4	6	5	2	1	4
RESIDENTIAL ROBBERY	0	0	0	0	0	0.2	1	2	1	-1	0
AGG ASSAULT w/ GUN	0	0	0	0	0	1.0	4	11	9	-7	-5
AGG ASSAULT w/o GUN	0	1	0	0	1	0.9	5	10	7	-5	-2
<b>TOTAL VIOLENT</b>	0	1	0	0	1	3.2	26	37	31	-30%	-16%
COMMERCIAL BURGLARY	0	0	0	1	1	1.2	4	13	5	-9	-1
RESIDENTIAL BURGLARY	1	2	0	0	3	8.6	61	108	82	-47	-21
SUDDEN SNATCHING	0	0	0	0	0	0.4	3	5	1	-2	2
SHOPLIFTING	0	1	0	0	1	1.3	9	16	13	-7	-4
THEFT FROM VEHICLE	3	0	3	2	8	5.0	79	57	72	22	7
THEFT FROM YARD	1	0	1	1	3	2.3	28	29	30	-1	-2
THEFT FROM BLDG	1	1	0	1	3	3.2	34	40	33	-6	1
OTHER LARCENY	0	0	0	0	0	0.4	13	4	3	9	10
AUTO THEFT	0	0	0	0	0	2.4	31	30	28	1	3
<b>TOTAL PROPERTY</b>	6	4	4	5	19	24.9	262	302	267	-13%	-2%
<b>TOTAL PART I</b>	6	5	4	5	20	28.1	288	339	298	-15%	-3%

**Difference from Last Year -51**

Statistics are based on UCR criteria, not GA Criminal Code.

\* Rape Code 11A is the historical definition of rape (aka Legacy Rape); Rape Codes 11B and 11C are those moved from Part II to Part I in 2017.

^ Rape Code 11A is the historical definition of rape; Rape Codes 11B and 11C are those moved from Part II to Part I status in accordance with federal mandate.

<b>Shots Fired Calls</b>	Week Ending	Week Ending	Week Ending	Week Ending	28 Days Ending 12/09/17	28 Day Average 2016	YTD 2017	YTD 2016	YTD 2015	Change 16 to 17	Change vs. 2015
	11/11/17	11/25/17	12/02/17	12/09/17							
53S ShotSpotter Calls	0	0	0	0	0	0.0	0	0	0	0%	0%
Sig 53 Shots Fired Calls	5	3	2	2	12	13.8	102	116	79	-12%	29%