



COMPSTAT TOTAL JURISDICTION Week Ending 11/25/17

PATROL COMMANDER:
MAJOR RICHARD ZAPAL



	Week Ending 11/25/17	Week Ending 11/18/17	Weekly Avg 2016	28-Day Ending 11/25/17	28-Day Ending 10/28/17	Avg 28-Day 2016	YTD 2017	YTD 2016	YTD 2015	Change 16 to 17	Change vs. 2015
HOMICIDE	0	0	1	3	3	4	33	47	44	-14	-11
RAPE (11A) *	0	0	1	2	6	4	64	49	51	15	13
RAPE (11B & 11C) *	0	0	1	1	1	6	35	64	20	-29	15
COMMERCIAL ROBBERY	0	3	2	13	8	7	104	80	83	24	21
STREET ROBBERY	3	7	8	21	20	30	221	346	319	-125	-98
RESIDENTIAL ROBBERY	1	2	1	3	2	4	26	47	48	-21	-22
AGG ASSAULT w/ GUN	9	3	5	18	13	21	256	251	269	5	-13
AGG ASSAULT w/o GUN	5	13	5	34	27	20	300	230	207	70	93
TOTAL VIOLENT	18	28	24	95	80	96	1039	1114	1041	-7%	0%
COMMERCIAL BURGLARY	5	6	7	17	14	27	198	326	234	-128	-36
RESIDENTIAL BURGLARY	20	15	29	80	80	115	1028	1380	1459	-352	-431
SUDDEN SNATCHING	2	3	2	8	15	9	100	104	77	-4	23
SHOPLIFTING	28	38	31	128	140	126	1575	1448	1615	127	-40
THEFT FROM VEHICLE	38	44	39	177	187	156	1919	1811	1971	108	-52
THEFT FROM YARD	7	11	16	43	50	65	732	796	790	-64	-58
THEFT FROM BLDG	16	20	24	77	68	94	974	1095	1050	-121	-76
OTHER LARCENY	0	13	3	23	9	13	199	131	116	68	83
AUTO THEFT	23	21	18	84	70	73	857	849	989	8	-132
TOTAL PROPERTY	139	171	170	637	633	678	7582	7940	8301	-5%	-9%
TOTAL PART I	157	199	193	732	713	774	8621	9054	9342	-5%	-8%

Statistics are based on UCR criteria, not GA Criminal Code.

Difference from Last Year -433

Statistics are preliminary, based on RMS data at the time prepared, and are subject to change due to late reports, reclassifications, updated locations, etc.

Cell Shading: white is within 0.6 standard deviation of the mean; red is above; green is below.

* Rape Code 11A is the historical definition of rape; Rape Codes 11B and 11C are those moved from Part II to Part I status in accordance with federal mandate.

Citizen Initiated Calls	Ending 11/25/17	Ending 11/18/17	Avg 2016	Ending 11/25/17	Ending 10/28/17	28-Day 2016	YTD 2017	YTD 2016	YTD 2015	Change 16 to 17	Change vs. 2015
Midnight Shift	439	412	534	1815	1973	2136	24126	27902	25442	-3776	-1316
Day Shift	974	1092	1223	4483	4637	4891	58403	65941	59756	-7538	-1353
Afternoon Shift	1009	1072	1305	4417	4760	5220	61124	69760	63081	-8636	-1957
TOTAL CITIZEN CFS	2422	2576	3062	10715	11370	12246	143653	163603	148279	-12.2%	-3.1%
53S ShotSpotter Calls	16	12	23	90	59	92	916	1081	882	-165	34
Sig 53 Shots Fired Calls	41	61	63	209	163	253	2409	2858	2723	-449	-314



Unincorporated Chatham County

Week Ending 11/25/17

PATROL COMMANDER:
MAJOR RICHARD ZAPAL



	Week Ending 11/25/17	Week Ending 11/18/17	Weekly Avg 2016	28-Day Ending 11/25/17	28-Day Ending 10/28/17	Avg 28-Day 2016	YTD 2017	YTD 2016	YTD 2015	Change 16 to 17	Change vs. 2015
HOMICIDE	0	0	0.1	0	0	0.5	5	5	4	0	1
RAPE (11A) *	0	0	0.1	0	2	0.5	12	6	12	6	0
RAPE (11B & 11C) *	0	0	0.3	0	0	1.1	10	12	3	-2	7
COMMERCIAL ROBBERY	0	1	0.2	1	1	0.9	7	12	12	-5	-5
STREET ROBBERY	0	0	0.5	0	2	2.1	20	24	24	-4	-4
RESIDENTIAL ROBBERY	0	0	0.2	0	1	0.8	4	11	7	-7	-3
AGG ASSAULT w/ GUN	3	0	0.8	4	1	3.2	26	38	19	-12	7
AGG ASSAULT w/o GUN	0	2	0.8	3	3	3.1	41	35	26	6	15
TOTAL VIOLENT	3	3	3.0	8	10	12.2	125	143	107	-13%	17%
COMMERCIAL BURGLARY	0	0	0.7	2	3	2.7	21	34	16	-13	5
RESIDENTIAL BURGLARY	8	5	6.7	32	10	26.7	302	324	349	-22	-47
SUDDEN SNATCHING	0	0	0.3	0	0	1.1	5	13	2	-8	3
SHOPLIFTING	6	3	6.1	21	20	24.4	272	283	343	-11	-71
THEFT FROM VEHICLE	7	13	7.1	53	50	28.3	426	327	286	99	140
THEFT FROM YARD	2	1	2.8	8	9	11.1	129	131	118	-2	11
THEFT FROM BLDG	4	3	3.8	16	16	15.1	197	169	153	28	44
OTHER LARCENY	0	4	0.9	6	4	3.7	56	39	25	17	31
AUTO THEFT	6	1	3.0	20	28	12.2	186	139	129	47	57
TOTAL PROPERTY	33	30	31.3	158	140	125.3	1594	1459	1421	9%	12%
TOTAL PART I	36	33	34.4	166	150	137.5	1719	1602	1528	7%	13%

Statistics are based on UCR criteria, not GA Criminal Code.

Difference from Last Year 117

Statistics are preliminary, based on RMS data at the time prepared, and are subject to change due to late reports, reclassifications, updated locations, etc.

Cell Shading: white is within 0.6 standard deviation of the mean; red is above; green is below.

* Rape Code 11A is the historical definition of rape; Rape Codes 11B and 11C are those moved from Part II to Part I status in accordance with federal mandate.

Shots Fired Calls	Week Ending 11/25/17	Week Ending 11/18/17	Weekly Avg 2016	28-Day Ending 11/25/17	28-Day Ending 10/28/17	Avg 28-Day 2016	YTD 2017	YTD 2016	YTD 2015	Change 16 to 17	Change vs. 2015
53S ShotSpotter Calls	0	0	0.0	0	0	0.0	0	0	0	0	0
Sig 53 Shots Fired Calls	16	21	11.3	56	31	45.1	507	518	489	-11	18



City of Savannah Only

Week Ending 11/25/17

PATROL COMMANDER:
MAJOR RICHARD ZAPAL



	Week Ending 11/25/17	Week Ending 11/18/17	Weekly Avg 2016	28-Day Ending 11/25/17	28-Day Ending 10/28/17	Avg 28-Day 2016	YTD 2017	YTD 2016	YTD 2015	Change 16 to 17	Change vs. 2015
HOMICIDE	0	0	1	3	3	3	28	42	40	-14	-12
RAPE (11A) *	0	0	1	2	4	3	52	43	39	9	13
RAPE (11B & 11C) *	0	0	1	1	1	5	25	52	17	-27	8
COMMERCIAL ROBBERY	0	2	1	12	7	6	97	68	71	29	26
STREET ROBBERY	3	7	7	21	18	28	201	322	295	-121	-94
RESIDENTIAL ROBBERY	1	2	1	3	1	3	22	36	41	-14	-19
AGG ASSAULT w/ GUN	6	3	5	14	12	18	230	213	250	17	-20
AGG ASSAULT w/o GUN	5	11	4	31	24	17	259	195	181	64	78
TOTAL VIOLENT	15	25	21	87	70	83	914	971	934	-6%	-2%
COMMERCIAL BURGLARY	5	6	6	15	11	24	177	292	218	-115	-41
RESIDENTIAL BURGLARY	12	10	22	48	70	88	726	1056	1110	-330	-384
SUDDEN SNATCHING	2	3	2	8	15	7	95	91	75	4	20
SHOPLIFTING	22	35	25	107	120	101	1303	1165	1272	138	31
THEFT FROM VEHICLE	31	31	32	124	137	128	1493	1484	1685	9	-192
THEFT FROM YARD	5	10	14	35	41	54	603	665	672	-62	-69
THEFT FROM BLDG	12	17	20	61	52	79	777	926	897	-149	-120
OTHER LARCENY	0	9	2	17	5	9	143	92	91	51	52
AUTO THEFT	17	20	15	64	42	61	671	710	860	-39	-189
TOTAL PROPERTY	106	141	138	479	493	553	5988	6481	6880	-8%	-13%
TOTAL PART I	121	166	159	566	563	636	6902	7452	7814	-7%	-12%

Difference from Last Year -550

Statistics are based on UCR criteria, not GA Criminal Code.

Statistics are preliminary, based on RMS data at the time prepared, and are subject to change due to late reports, reclassifications, updated locations, etc.

Cell Shading: white is within 0.6 standard deviation of the mean; red is above; green is below.

* Rape Code 11A is the historical definition of rape; Rape Codes 11B and 11C are those moved from Part II to Part I status in accordance with federal mandate.

Shots Fired Calls	Week Ending 11/25/17	Week Ending 11/18/17	Weekly Avg 2016	28-Day Ending 11/25/17	28-Day Ending 10/28/17	Avg 28-Day 2016	YTD 2017	YTD 2016	YTD 2015	Change 16 to 17	Change vs. 2015
53S ShotSpotter Calls	16	12	22.9	90	59	91.7	916	1081	882	-165	34
53 Shots Fired Calls	25	40	52.0	153	132	207.9	1902	2340	2234	-438	-332



COMPSTAT WEST CHATHAM PRECINCT Week Ending 11/25/17

PRECINCT COMMANDER:

CAPT. JOHN BEST



	Week Ending 11/25/17	Week Ending 11/18/17	Weekly Avg 2016	28-Day Ending 11/25/17	28-Day Ending 10/28/17	Avg 28-Day 2016	YTD 2017	YTD 2016	YTD 2015	Change 16 to 17	Change vs. 2015
HOMICIDE	0	0	0	0	0	0	3	4	4	-1	-1
RAPE (11A) *	0	0	0	1	3	1	14	10	12	4	2
RAPE (11B & 11C) *	0	0	0	0	0	1	4	16	4	-12	0
COMMERCIAL ROBBERY	0	0	0	2	1	1	13	16	14	-3	-1
STREET ROBBERY	0	0	1	2	1	3	23	32	25	-9	-2
RESIDENTIAL ROBBERY	0	1	0	1	0	1	4	17	8	-13	-4
AGG ASSAULT w/ GUN	5	0	1	6	2	4	45	43	25	2	20
AGG ASSAULT w/o GUN	1	1	1	5	3	4	54	45	37	9	17
TOTAL VIOLENT	6	2	4	17	10	16	160	183	129	-13%	24%
COMMERCIAL BURGLARY	2	1	1	6	2	5	54	61	68	-7	-14
RESIDENTIAL BURGLARY	6	4	6	26	10	22	237	266	320	-29	-83
SUDDEN SNATCHING	0	0	0	0	0	1	7	11	4	-4	3
SHOPLIFTING	2	5	3	10	8	14	147	164	183	-17	-36
THEFT FROM VEHICLE	12	11	7	48	52	29	394	342	356	52	38
THEFT FROM YARD	1	2	3	4	7	10	138	121	139	17	-1
THEFT FROM BLDG	1	5	4	13	15	16	215	170	190	45	25
OTHER LARCENY	0	1	1	4	3	4	43	34	24	9	19
AUTO THEFT	8	3	4	23	30	16	223	185	220	38	3
TOTAL PROPERTY	32	32	29	134	127	118	1458	1354	1504	8%	-3%
TOTAL PART I	38	34	33	151	137	134	1618	1537	1633	5%	-1%

Statistics are based on UCR criteria, not GA Criminal Code.

Difference from Last Year 81

Statistics are preliminary, based on RMS data at the time prepared, and are subject to change due to late reports, reclassifications, updated locations, etc.

Cell Shading: white is within 0.6 standard deviation of the mean; red is above; green is below.

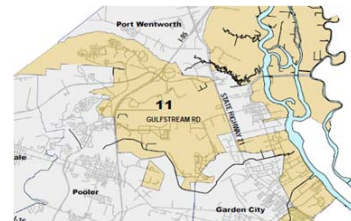
* Rape Code 11A is the historical definition of rape; Rape Codes 11B and 11C are those moved from Part II to Part I status in accordance with federal mandate.

Citizen Initiated Calls	Week Ending 11/25/17	Week Ending 11/18/17	Weekly Avg 2016	28-Day Ending 11/25/17	28-Day Ending 10/28/17	Avg 28-Day 2016	YTD 2017	YTD 2016	YTD 2015	Change 16 to 17	Change vs. 2015
Midnight Shift	122	106	114	452	498	455	5373	5445	5388	-72	-15
Day Shift	253	265	282	1093	1152	1127	13055	13505	13275	-450	-220
Afternoon Shift	269	269	294	1101	1218	1177	13749	13956	13834	-207	-85
TOTAL CITIZEN CFS	644	644	690	2646	2868	2758	32177	32906	32498	-2.2%	-1.0%
53S ShotSpotter Calls	1	0	0	1	0	0	3	3	1	0	2
Sig 53 Shots Fired Calls	18	19	10	55	28	38	426	364	433	62	-7

BEAT 11

West Chatham Precinct

Week Ending 11/25/17



	Last 4 Weeks				28 Days Ending 11/25/17	28 Day Average 2016	YTD 2017	YTD 2016	YTD 2015	Change 16 to 17	Change vs. 2015
	Ending 11/04/17	Ending 11/11/17	Ending 11/18/17	Ending 11/25/17							
HOMICIDE	0	0	0	0	0	0.0	0	0	0	0	0
RAPE (11A) *	0	0	0	0	0	0.1	1	1	1	0	0
RAPE (11B & 11C) *	0	0	0	0	0	0.1	1	1	1	0	0
COMMERCIAL ROBBERY	0	0	0	0	0	0.3	2	4	3	-2	-1
STREET ROBBERY	0	0	0	0	0	0.2	2	2	4	0	-2
RESIDENTIAL ROBBERY	0	0	0	0	0	0.1	0	1	0	-1	0
AGG ASSAULT w/ GUN	0	0	0	1	1	0.1	6	1	1	5	5
AGG ASSAULT w/o GUN	1	0	0	1	2	0.5	5	5	1	0	4
TOTAL VIOLENT	1	0	0	2	3	1.3	17	15	11	13%	55%
COMMERCIAL BURGLARY	0	0	0	0	0	0.4	10	5	13	5	-3
RESIDENTIAL BURGLARY	0	1	1	0	2	1.1	21	13	21	8	0
SUDDEN SNATCHING	0	0	0	0	0	0.1	1	1	0	0	1
SHOPLIFTING	0	0	0	0	0	0.2	7	3	1	4	6
THEFT FROM VEHICLE	0	2	2	2	6	3.5	51	36	39	15	12
THEFT FROM YARD	0	0	1	0	1	1.9	27	24	21	3	6
THEFT FROM BLDG	0	0	0	1	1	3.3	55	38	49	17	6
OTHER LARCENY	0	1	0	0	1	0.7	6	8	2	-2	4
AUTO THEFT	1	0	0	1	2	2.2	26	26	35	0	-9
TOTAL PROPERTY	1	4	4	4	13	13.4	204	154	181	32%	13%
TOTAL PART I	2	4	4	6	16	14.7	221	169	192	31%	15%

Difference from Last Year 52

Statistics are based on UCR criteria, not GA Criminal Code.

* Rape Code 11A is the historical definition of rape (aka Legacy Rape); Rape Codes 11B and 11C are those moved from Part II to Part I in 2017.

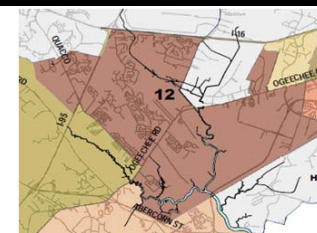
* Rape Code 11A is the historical definition of rape; Rape Codes 11B and 11C are those moved from Part II to Part I status in accordance with federal mandate.

	Week Ending 11/04/17	Week Ending 11/11/17	Week Ending 11/18/17	Week Ending 11/25/17	28 Days Ending 11/25/17	28 Day Average 2016	YTD 2017	YTD 2016	YTD 2015	Change 16 to 17	Change vs. 2015
Shots Fired Calls											
53S ShotSpotter Calls	0	0	0	0	0	0.0	0	0	0	0%	0%
Sig 53 Shots Fired Calls	1	1	0	1	3	1.6	24	16	33	50%	-27%

BEAT 12

West Chatham Precinct

Week Ending 11/25/17



	Last 4 Weeks				28 Days Ending 11/25/17	28 Day Average 2016	YTD 2017	YTD 2016	YTD 2015	Change 16 to 17	Change vs. 2015
	Ending 11/04/17	Ending 11/11/17	Ending 11/18/17	Ending 11/25/17							
HOMICIDE	0	0	0	0	0	0.1	1	1	0	0	1
RAPE (11A) *	0	0	0	0	0	0.2	5	1	3	4	2
RAPE (11B & 11C) *	0	0	0	0	0	0.6	0	7	1	-7	-1
COMMERCIAL ROBBERY	0	1	0	0	1	0.3	2	4	1	-2	1
STREET ROBBERY	0	1	0	0	1	0.6	4	6	6	-2	-2
RESIDENTIAL ROBBERY	0	0	0	0	0	0.3	1	4	2	-3	-1
AGG ASSAULT w/ GUN	1	0	0	0	1	0.7	10	8	2	2	8
AGG ASSAULT w/o GUN	0	0	0	0	0	0.8	16	9	10	7	6
TOTAL VIOLENT	1	2	0	0	3	3.6	39	40	25	-3%	56%
COMMERCIAL BURGLARY	0	0	0	0	0	0.5	2	5	6	-3	-4
RESIDENTIAL BURGLARY	3	4	2	1	10	7.1	60	89	115	-29	-55
SUDDEN SNATCHING	0	0	0	0	0	0.3	0	3	0	-3	0
SHOPLIFTING	0	1	1	0	2	2.9	20	33	24	-13	-4
THEFT FROM VEHICLE	4	0	5	1	10	8.6	101	104	100	-3	1
THEFT FROM YARD	0	0	0	0	0	2.6	24	33	34	-9	-10
THEFT FROM BLDG	0	1	1	0	2	2.7	40	29	33	11	7
OTHER LARCENY	0	1	0	0	1	0.9	7	8	4	-1	3
AUTO THEFT	2	1	0	0	3	4.0	31	41	56	-10	-25
TOTAL PROPERTY	9	8	9	2	28	29.5	285	345	372	-17%	-23%
TOTAL PART I	10	10	9	2	31	33.1	324	385	397	-16%	-18%

Difference from Last Year -61

Statistics are based on UCR criteria, not GA Criminal Code.

* Rape Code 11A is the historical definition of rape (aka Legacy Rape); Rape Codes 11B and 11C are those moved from Part II to Part I in 2017.

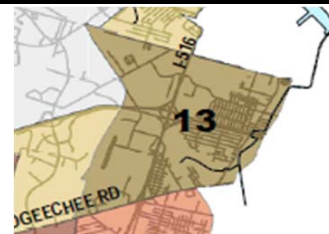
^ Rape Code 11A is the historical definition of rape; Rape Codes 11B and 11C are those moved from Part II to Part I status in accordance with federal mandate.

	Week Ending 11/04/17	Week Ending 11/11/17	Week Ending 11/18/17	Week Ending 11/25/17	28 Days Ending 11/25/17	28 Day Average 2016	YTD 2017	YTD 2016	YTD 2015	Change 16 to 17	Change vs. 2015
Shots Fired Calls											
53S ShotSpotter Calls	0	0	0	0	0	0.0	0	0	0	0%	0%
Sig 53 Shots Fired Calls	0	3	6	3	12	6.5	88	77	67	14%	31%

BEAT 13

West Chatham Precinct

Week Ending 11/25/17



	Last 4 Weeks				28 Days Ending 11/25/17	28 Day Average 2016	YTD 2017	YTD 2016	YTD 2015	Change 16 to 17	Change vs. 2015
	Ending 11/04/17	Ending 11/11/17	Ending 11/18/17	Ending 11/25/17							
HOMICIDE	0	0	0	0	0	0.1	1	0	3	1	-2
RAPE (11A) *	0	0	0	0	0	0.4	3	4	1	-1	2
RAPE (11B & 11C) *	0	0	0	0	0	0.1	0	1	0	-1	0
COMMERCIAL ROBBERY	0	0	0	0	0	0.2	3	1	3	2	0
STREET ROBBERY	0	1	0	0	1	0.8	6	6	4	0	2
RESIDENTIAL ROBBERY	0	0	1	0	1	0.2	2	2	2	0	0
AGG ASSAULT w/ GUN	0	0	0	2	2	1.2	11	14	9	-3	2
AGG ASSAULT w/o GUN	0	0	0	0	0	0.8	13	10	11	3	2
TOTAL VIOLENT	0	1	1	2	4	3.6	39	38	33	3%	18%
COMMERCIAL BURGLARY	0	1	1	1	3	1.1	23	13	21	10	2
RESIDENTIAL BURGLARY	1	1	0	2	4	3.1	36	37	49	-1	-13
SUDDEN SNATCHING	0	0	0	0	0	0.3	2	2	4	0	-2
SHOPLIFTING	0	0	1	0	1	1.6	22	20	6	2	16
THEFT FROM VEHICLE	2	0	0	0	2	4.2	41	54	64	-13	-23
THEFT FROM YARD	1	0	0	1	2	1.9	25	21	24	4	1
THEFT FROM BLDG	0	1	2	0	3	2.1	20	24	25	-4	-5
OTHER LARCENY	0	0	0	0	0	0.1	6	1	4	5	2
AUTO THEFT	2	1	2	2	7	2.7	42	30	31	12	11
TOTAL PROPERTY	6	4	6	6	22	17.1	217	202	228	7%	-5%
TOTAL PART I	6	5	7	8	26	20.7	256	240	261	7%	-2%

Difference from Last Year 16

Statistics are based on UCR criteria, not GA Criminal Code.

* Rape Code 11A is the historical definition of rape (aka Legacy Rape); Rape Codes 11B and 11C are those moved from Part II to Part I in 2017.

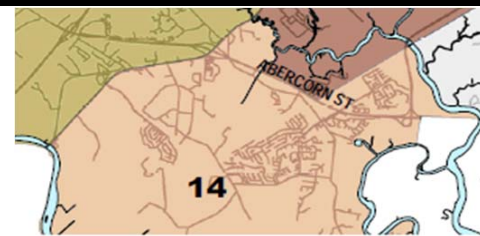
^ Rape Code 11A is the historical definition of rape; Rape Codes 11B and 11C are those moved from Part II to Part I status in accordance with federal mandate.

	Week Ending 11/04/17	Week Ending 11/11/17	Week Ending 11/18/17	Week Ending 11/25/17	28 Days Ending 11/25/17	28 Day Average 2016	YTD 2017	YTD 2016	YTD 2017	Change 16 to 17	Change vs. 2015
Shots Fired Calls											
53S ShotSpotter Calls	0	0	0	0	0	0.2	2	3	0	0%	0%
Sig 53 Shots Fired Calls	4	0	7	2	13	8.6	80	96	95	-17%	-16%

BEAT 14

West Chatham Precinct

Week Ending 11/25/17



	Last 4 Weeks				28 Days Ending 11/25/17	28 Day Average 2016	YTD 2017	YTD 2016	YTD 2015	Change 16 to 17	Change vs. 2015
	Ending 11/04/17	Ending 11/11/17	Ending 11/18/17	Ending 11/25/17							
HOMICIDE	0	0	0	0	0	0.2	0	1	1	-1	-1
RAPE (11A) *	0	0	0	0	0	0.0	2	0	4	2	-2
RAPE (11B & 11C) *	0	0	0	0	0	0.2	1	2	1	-1	0
COMMERCIAL ROBBERY	0	0	0	0	0	0.2	4	2	1	2	3
STREET ROBBERY	0	0	0	0	0	0.4	3	4	1	-1	2
RESIDENTIAL ROBBERY	0	0	0	0	0	0.2	0	2	0	-2	0
AGG ASSAULT w/ GUN	0	0	0	0	0	0.2	7	2	0	5	7
AGG ASSAULT w/o GUN	1	1	0	0	2	0.5	6	4	1	2	5
TOTAL VIOLENT	1	1	0	0	2	1.6	23	17	9	35%	156%
COMMERCIAL BURGLARY	0	0	0	0	0	0.9	8	11	7	-3	1
RESIDENTIAL BURGLARY	2	0	0	0	2	4.0	56	48	39	8	17
SUDDEN SNATCHING	0	0	0	0	0	0.1	0	1	0	-1	0
SHOPLIFTING	0	1	0	0	1	0.7	13	8	7	5	6
THEFT FROM VEHICLE	8	3	1	3	15	3.7	87	42	51	45	36
THEFT FROM YARD	0	0	1	0	1	1.6	22	20	21	2	1
THEFT FROM BLDG	1	0	1	0	2	1.8	32	17	32	15	0
OTHER LARCENY	0	1	0	0	1	1.2	11	10	10	1	1
AUTO THEFT	1	0	0	1	2	2.6	32	31	37	1	-5
TOTAL PROPERTY	12	5	3	4	24	16.5	261	188	204	39%	28%
TOTAL PART I	13	6	3	4	26	18.1	284	205	213	39%	33%

Difference from Last Year 79

Statistics are based on UCR criteria, not GA Criminal Code.

* Rape Code 11A is the historical definition of rape (aka Legacy Rape); Rape Codes 11B and 11C are those moved from Part II to Part I in 2017.

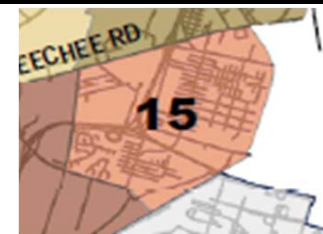
^ Rape Code 11A is the historical definition of rape; Rape Codes 11B and 11C are those moved from Part II to Part I status in accordance with federal mandate.

	Week Ending 11/04/17	Week Ending 11/11/17	Week Ending 11/18/17	Week Ending 11/25/17	28 Days Ending 11/25/17	28 Day Average 2016	YTD 2017	YTD 2016	YTD 2015	Change 16 to 17	Change vs. 2015
Shots Fired Calls											
53S ShotSpotter Calls	0	0	0	0	0	0.0	0	0	1	0%	0%
Sig 53 Shots Fired Calls	2	3	4	2	11	7.4	93	8	88	1063%	6%

BEAT 15

West Chatham Precinct

Week Ending 11/25/17



	Last 4 Weeks				28 Days Ending 11/25/17	28 Day Average 2016	YTD 2017	YTD 2016	YTD 2015	Change 16 to 17	Change vs. 2015
	Ending 11/04/17	Ending 11/11/17	Ending 11/18/17	Ending 11/25/17							
HOMICIDE	0	0	0	0	0	0.2	0	2	0	-2	0
RAPE (11A) *	0	1	0	0	1	0.2	1	2	2	-1	-1
RAPE (11B & 11C) *	0	0	0	0	0	0.4	0	5	0	-5	0
COMMERCIAL ROBBERY	1	0	0	0	1	0.5	1	4	2	-3	-1
STREET ROBBERY	0	0	0	0	0	0.7	4	9	6	-5	-2
RESIDENTIAL ROBBERY	0	0	0	0	0	0.3	0	4	1	-4	-1
AGG ASSAULT w/ GUN	0	0	0	2	2	0.9	10	12	12	-2	-2
AGG ASSAULT w/o GUN	0	0	1	0	1	0.9	6	11	6	-5	0
TOTAL VIOLENT	1	1	1	2	5	4.0	22	49	29	-55%	-24%
COMMERCIAL BURGLARY	1	0	0	1	2	1.3	6	16	17	-10	-11
RESIDENTIAL BURGLARY	0	1	0	1	2	3.9	41	46	57	-5	-16
SUDDEN SNATCHING	0	0	0	0	0	0.2	2	3	0	-1	2
SHOPLIFTING	0	0	1	0	1	1.5	10	17	9	-7	1
THEFT FROM VEHICLE	1	1	1	1	4	2.9	37	36	48	1	-11
THEFT FROM YARD	0	0	0	0	0	1.0	16	10	10	6	6
THEFT FROM BLDG	0	2	0	0	2	2.2	28	26	16	2	12
OTHER LARCENY	0	0	0	0	0	0.3	5	4	0	1	5
AUTO THEFT	2	0	1	1	4	1.9	35	23	31	12	4
TOTAL PROPERTY	4	4	3	4	15	15.2	180	181	188	-1%	-4%
TOTAL PART I	5	5	4	6	20	19.2	202	230	217	-12%	-7%

Difference from Last Year -28

Statistics are based on UCR criteria, not GA Criminal Code.

* Rape Code 11A is the historical definition of rape (aka Legacy Rape); Rape Codes 11B and 11C are those moved from Part II to Part I in 2017.

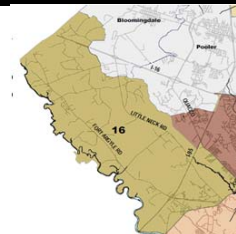
^ Rape Code 11A is the historical definition of rape; Rape Codes 11B and 11C are those moved from Part II to Part I status in accordance with federal mandate.

Shots Fired Calls	Week Ending 11/04/17	Week Ending 11/11/17	Week Ending 11/18/17	Week Ending 11/25/17	28 Days Ending 11/25/17	28 Day Average 2016	YTD 2017	YTD 2016	YTD 2015	Change 16 to 17	Change vs. 2015
53S ShotSpotter Calls	0	0	0	0	0	0.0	0	0	0	0%	0%
Sig 53 Shots Fired Calls	0	2	1	8	11	8.2	71	96	103	-26%	-31%

BEAT 16

West Chatham Precinct

Week Ending 11/25/17



	Last 4 Weeks				28 Days Ending 11/25/17	28 Day Average 2016	YTD 2017	YTD 2016	YTD 2015	Change 16 to 17	Change vs. 2015
	Ending 11/04/17	Ending 11/11/17	Ending 11/18/17	Ending 11/25/17							
HOMICIDE	0	0	0	0	0	0.0	1	0	0	1	1
RAPE (11A) *	0	0	0	0	0	0.2	2	2	1	0	1
RAPE (11B & 11C) *	0	0	0	0	0	0.0	2	0	1	2	1
COMMERCIAL ROBBERY	0	0	0	0	0	0.1	1	1	4	0	-3
STREET ROBBERY	0	0	0	0	0	0.4	4	5	4	-1	0
RESIDENTIAL ROBBERY	0	0	0	0	0	0.4	1	4	3	-3	-2
AGG ASSAULT w/ GUN	0	0	0	0	0	0.5	1	6	1	-5	0
AGG ASSAULT w/o GUN	0	0	0	0	0	0.5	8	6	8	2	0
TOTAL VIOLENT	0	0	0	0	0	1.9	20	24	22	-17%	-9%
COMMERCIAL BURGLARY	0	1	0	0	1	0.9	5	11	4	-6	1
RESIDENTIAL BURGLARY	2	1	1	2	6	3.1	23	33	39	-10	-16
SUDDEN SNATCHING	0	0	0	0	0	0.1	2	1	0	1	2
SHOPLIFTING	1	0	2	2	5	7.0	75	83	136	-8	-61
THEFT FROM VEHICLE	2	2	2	5	11	6.3	77	70	54	7	23
THEFT FROM YARD	0	0	0	0	0	1.4	24	13	29	11	-5
THEFT FROM BLDG	0	2	1	0	3	3.7	40	36	35	4	5
OTHER LARCENY	0	0	1	0	1	0.5	8	3	4	5	4
AUTO THEFT	2	0	0	3	5	3.0	57	34	30	23	27
TOTAL PROPERTY	7	6	7	12	32	25.9	311	284	331	10%	-6%
TOTAL PART I	7	6	7	12	32	27.8	331	308	353	7%	-6%

Difference from Last Year 23

Statistics are based on UCR criteria, not GA Criminal Code.

* Rape Code 11A is the historical definition of rape (aka Legacy Rape); Rape Codes 11B and 11C are those moved from Part II to Part I in 2017.

^ Rape Code 11A is the historical definition of rape; Rape Codes 11B and 11C are those moved from Part II to Part I status in accordance with federal mandate.

	Week Ending 11/04/17	Week Ending 11/11/17	Week Ending 11/18/17	Week Ending 11/25/17	28 Days Ending 11/25/17	28 Day Average 2016	YTD 2017	YTD 2016	YTD 2015	Change 16 to 17	Change vs. 2015
Shots Fired Calls											
53S ShotSpotter Calls	0	0	0	1	1	0.0	1	0	0	0%	0%
Sig 53 Shots Fired Calls	2	0	1	2	5	6.1	70	71	47	-1%	49%



COMPSTAT DOWNTOWN PRECINCT Week Ending 11/25/17

PRECINCT COMMANDER:

CAPT. CARY HILL



	Week Ending 11/25/17	Week Ending 11/18/17	Weekly Avg 2016	28-Day Ending 11/25/17	28-Day Ending 10/28/17	Avg 28-Day 2016	YTD 2017	YTD 2016	YTD 2015	Change 16 to 17	Change vs. 2015
HOMICIDE	0	0	0	1	0	0	4	5	9	-1	-5
RAPE (11A) *	0	0	0	0	1	1	17	10	16	7	1
RAPE (11B & 11C) *	0	0	0	0	0	1	6	14	3	-8	3
COMMERCIAL ROBBERY	0	1	0	1	1	1	11	7	11	4	0
STREET ROBBERY	2	3	3	6	9	13	81	156	107	-75	-26
RESIDENTIAL ROBBERY	1	0	0	1	0	0	4	6	9	-2	-5
AGG ASSAULT w/ GUN	1	1	1	3	2	6	45	67	49	-22	-4
AGG ASSAULT w/o GUN	0	5	1	11	10	5	87	61	44	26	43
TOTAL VIOLENT	4	10	7	23	23	27	255	326	248	-22%	3%
COMMERCIAL BURGLARY	2	2	1	4	1	5	32	61	26	-29	6
RESIDENTIAL BURGLARY	1	2	3	5	11	11	83	132	131	-49	-48
SUDDEN SNATCHING	2	1	1	5	5	4	48	51	36	-3	12
SHOPLIFTING	1	2	5	8	18	19	186	217	235	-31	-49
THEFT FROM VEHICLE	8	7	11	25	33	42	385	495	363	-110	22
THEFT FROM YARD	0	1	4	4	10	16	171	191	205	-20	-34
THEFT FROM BLDG	4	2	5	16	6	21	180	253	202	-73	-22
OTHER LARCENY	0	4	1	5	2	2	36	25	18	11	18
AUTO THEFT	4	3	4	11	8	16	141	186	184	-45	-43
TOTAL PROPERTY	22	24	34	83	94	136	1262	1611	1400	-22%	-10%
TOTAL PART I	26	34	41	106	117	163	1517	1937	1648	-22%	-8%

Statistics are based on UCR criteria, not GA Criminal Code.

Difference from Last Year -420

Statistics are preliminary, based on RMS data at the time prepared, and are subject to change due to late reports, reclassifications, updated locations, etc.

Cell Shading: white is within 0.6 standard deviation of the mean; red is above; green is below.

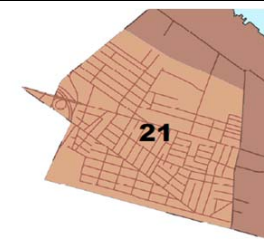
* Rape Code 11A is the historical definition of rape; Rape Codes 11B and 11C are those moved from Part II to Part I status in accordance with federal mandate.

Citizen Initiated Calls	Week Ending 11/25/17	Week Ending 11/18/17	Weekly Avg 2016	28-Day Ending 11/25/17	28-Day Ending 10/28/17	Avg 28-Day 2016	YTD 2017	YTD 2016	YTD 2015	Change 16 to 17	Change vs. 2015
Midnight Shift	93	88	121	400	428	484	5082	5603	5476	-521	-394
Day Shift	174	206	233	767	828	931	9817	10382	10442	-565	-625
Afternoon Shift	175	184	252	768	902	1010	10515	11467	11318	-952	-803
TOTAL CITIZEN CFS	442	478	606	1935	2158	2425	25414	27452	27236	-7.4%	-6.7%
53S ShotSpotter Calls	6	5	8	29	12	30	255	361	256	-106	-1
Sig 53 Shots Fired Calls	5	10	11	25	27	43	373	512	380	-139	-7

BEAT 21

Downtown Precinct

Week Ending 11/25/17



	Last 4 Weeks				28 Days Ending 11/25/17	28 Day Average 2016	YTD 2017	YTD 2016	YTD 2015	Change 16 to 17	Change vs. 2015
	Ending 11/04/17	Ending 11/11/17	Ending 11/18/17	Ending 11/25/17							
HOMICIDE	0	0	0	0	0	0.2	0	2	2	-2	-2
RAPE (11A) *	0	0	0	0	0	0.1	1	1	2	0	-1
RAPE (11B & 11C) *	0	0	0	0	0	0.1	1	1	1	0	0
COMMERCIAL ROBBERY	0	0	1	0	1	0.3	3	4	3	-1	0
STREET ROBBERY	0	0	1	0	1	0.7	8	9	12	-1	-4
RESIDENTIAL ROBBERY	0	0	0	0	0	0.1	0	1	3	-1	-3
AGG ASSAULT w/ GUN	0	1	1	1	3	1.1	23	11	13	12	10
AGG ASSAULT w/o GUN	0	1	0	0	1	1.4	17	16	9	1	8
TOTAL VIOLENT	0	2	3	1	6	3.9	53	45	45	18%	18%
COMMERCIAL BURGLARY	0	0	1	2	3	0.7	7	8	3	-1	4
RESIDENTIAL BURGLARY	0	0	1	0	1	1.9	22	24	42	-2	-20
SUDDEN SNATCHING	0	0	0	0	0	0.1	1	1	1	0	0
SHOPLIFTING	2	0	0	1	3	2.1	35	23	27	12	8
THEFT FROM VEHICLE	0	0	0	0	0	2.5	24	27	42	-3	-18
THEFT FROM YARD	0	0	0	0	0	1.7	10	20	12	-10	-2
THEFT FROM BLDG	0	0	0	0	0	2.0	20	24	24	-4	-4
OTHER LARCENY	0	0	1	0	1	0.2	2	2	1	0	1
AUTO THEFT	0	0	0	0	0	2.5	24	30	37	-6	-13
TOTAL PROPERTY	2	0	3	3	8	13.6	145	159	189	-9%	-23%
TOTAL PART I	2	2	6	4	14	17.5	198	204	234	-3%	-15%

Difference from Last Year -6

Statistics are based on UCR criteria, not GA Criminal Code.

* Rape Code 11A is the historical definition of rape (aka Legacy Rape); Rape Codes 11B and 11C are those moved from Part II to Part I in 2017.

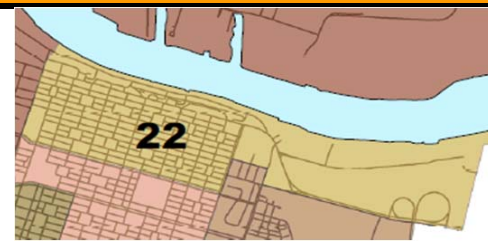
^ Rape Code 11A is the historical definition of rape; Rape Codes 11B and 11C are those moved from Part II to Part I status in accordance with federal mandate.

	Week Ending 11/04/17	Week Ending 11/11/17	Week Ending 11/18/17	Week Ending 11/25/17	28 Days Ending 11/25/17	28 Day Average 2016	YTD 2017	YTD 2016	YTD 2015	Change 16 to 17	Change vs. 2015
Shots Fired Calls											
53S ShotSpotter Calls	0	0	0	0	0	0.0	0	0	0	0%	0%
Sig 53 Shots Fired Calls	3	1	4	2	10	9.3	99	103	84	-4%	18%

BEAT 22

Downtown Precinct

Week Ending 11/25/17



	Last 4 Weeks				28 Days Ending 11/25/17	28 Day Average 2016	YTD 2017	YTD 2016	YTD 2015	Change 16 to 17	Change vs. 2015
	Ending 11/04/17	Ending 11/11/17	Ending 11/18/17	Ending 11/25/17							
HOMICIDE	0	0	0	0	0	0.0	0	0	1	0	-1
RAPE (11A) *	0	0	0	0	0	0.4	8	5	5	3	3
RAPE (11B & 11C) *	0	0	0	0	0	0.2	1	2	0	-1	1
COMMERCIAL ROBBERY	0	0	0	0	0	0.1	3	1	2	2	1
STREET ROBBERY	0	1	0	1	2	3.4	14	38	27	-24	-13
RESIDENTIAL ROBBERY	0	0	0	0	0	0.0	0	0	0	0	0
AGG ASSAULT w/ GUN	0	0	0	0	0	0.6	5	7	5	-2	0
AGG ASSAULT w/o GUN	0	2	2	0	4	0.9	22	9	8	13	14
TOTAL VIOLENT	0	3	2	1	6	5.6	53	62	48	-15%	10%
COMMERCIAL BURGLARY	0	0	0	0	0	0.8	11	10	7	1	4
RESIDENTIAL BURGLARY	0	0	0	0	0	0.5	0	7	0	-7	0
SUDDEN SNATCHING	0	0	1	2	3	2.9	31	36	17	-5	14
SHOPLIFTING	0	0	0	0	0	3.0	32	35	25	-3	7
THEFT FROM VEHICLE	2	0	0	0	2	10.9	58	127	62	-69	-4
THEFT FROM YARD	0	1	0	0	1	3.1	37	41	51	-4	-14
THEFT FROM BLDG	3	1	1	3	8	8.0	68	96	67	-28	1
OTHER LARCENY	0	0	2	0	2	0.4	7	3	1	4	6
AUTO THEFT	1	0	0	1	2	3.1	22	35	21	-13	1
TOTAL PROPERTY	6	2	4	6	18	32.7	266	390	251	-32%	6%
TOTAL PART I	6	5	6	7	24	38.3	319	452	299	-29%	7%

Difference from Last Year -133

Statistics are based on UCR criteria, not GA Criminal Code.

* Rape Code 11A is the historical definition of rape (aka Legacy Rape); Rape Codes 11B and 11C are those moved from Part II to Part I in 2017.

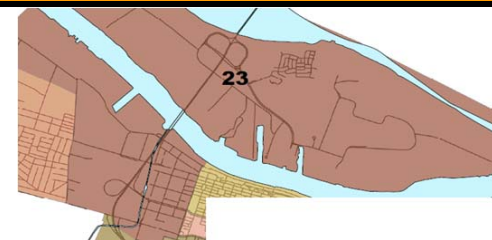
^ Rape Code 11A is the historical definition of rape; Rape Codes 11B and 11C are those moved from Part II to Part I status in accordance with federal mandate.

Shots Fired Calls	Week Ending 11/04/17	Week Ending 11/11/17	Week Ending 11/18/17	Week Ending 11/25/17	28 Days Ending 11/25/17	28 Day Average 2016	YTD 2017	YTD 2016	YTD 2015	Change 16 to 17	Change vs. 2015
53S ShotSpotter Calls	0	4	0	0	4	1.2	17	14	10	0%	0%
Sig 53 Shots Fired Calls	0	0	0	0	0	1.8	17	21	27	-19%	-37%

BEAT 23

Downtown Precinct

Week Ending 11/25/17



	Last 4 Weeks				28 Days Ending 11/25/17	28 Day Average 2016	YTD 2017	YTD 2016	YTD 2015	Change 16 to 17	Change vs. 2015
	Ending 11/04/17	Ending 11/11/17	Ending 11/18/17	Ending 11/25/17							
HOMICIDE	0	0	0	0	0	0.0	2	0	2	2	0
RAPE (11A) *	0	0	0	0	0	0.1	2	1	2	1	0
RAPE (11B & 11C) *	0	0	0	0	0	0.0	2	0	0	2	2
COMMERCIAL ROBBERY	0	0	0	0	0	0.0	0	0	0	0	0
STREET ROBBERY	0	0	1	0	1	1.7	9	20	17	-11	-8
RESIDENTIAL ROBBERY	0	0	0	0	0	0.2	0	2	2	-2	-2
AGG ASSAULT w/ GUN	0	0	0	0	0	0.6	3	8	10	-5	-7
AGG ASSAULT w/o GUN	2	0	1	0	3	0.8	14	9	5	5	9
TOTAL VIOLENT	2	0	2	0	4	3.3	32	40	38	-20%	-16%
COMMERCIAL BURGLARY	0	0	0	0	0	0.1	2	1	0	1	2
RESIDENTIAL BURGLARY	0	0	0	0	0	1.3	7	14	12	-7	-5
SUDDEN SNATCHING	1	0	0	0	1	0.4	6	5	3	1	3
SHOPLIFTING	0	0	0	0	0	2.0	10	24	28	-14	-18
THEFT FROM VEHICLE	1	0	3	1	5	4.4	42	54	49	-12	-7
THEFT FROM YARD	0	1	0	0	1	1.7	14	19	13	-5	1
THEFT FROM BLDG	0	1	0	0	1	3.1	21	38	26	-17	-5
OTHER LARCENY	0	0	0	0	0	0.3	1	2	1	-1	0
AUTO THEFT	0	0	0	2	2	2.0	8	22	21	-14	-13
TOTAL PROPERTY	2	2	3	3	10	15.3	111	179	153	-38%	-27%
TOTAL PART I	4	2	5	3	14	18.6	143	219	191	-35%	-25%

Difference from Last Year -76

Statistics are based on UCR criteria, not GA Criminal Code.

* Rape Code 11A is the historical definition of rape (aka Legacy Rape); Rape Codes 11B and 11C are those moved from Part II to Part I in 2017.

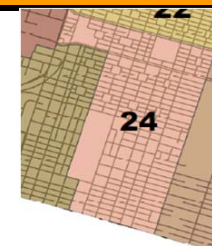
^ Rape Code 11A is the historical definition of rape; Rape Codes 11B and 11C are those moved from Part II to Part I status in accordance with federal mandate.

	Week Ending 11/04/17	Week Ending 11/11/17	Week Ending 11/18/17	Week Ending 11/25/17	28 Days Ending 11/25/17	28 Day Average 2016	YTD 2017	YTD 2016	YTD 2015	Change 16 to 17	Change vs. 2015
Shots Fired Calls											
53S ShotSpotter Calls	0	1	1	0	2	3.5	34	39	53	0%	0%
Sig 53 Shots Fired Calls	0	0	1	0	1	3.5	26	40	33	-35%	-21%

BEAT 24

Downtown Precinct

Week Ending 11/25/17



	Last 4 Weeks				28 Days Ending 11/25/17	28 Day Average 2016	YTD 2017	YTD 2016	YTD 2015	Change 16 to 17	Change vs. 2015
	Ending 11/04/17	Ending 11/11/17	Ending 11/18/17	Ending 11/25/17							
HOMICIDE	0	0	0	0	0	0.1	0	1	0	-1	0
RAPE (11A) *	0	0	0	0	0	0.2	2	1	5	1	-3
RAPE (11B & 11C) *	0	0	0	0	0	0.2	0	2	0	-2	0
COMMERCIAL ROBBERY	0	0	0	0	0	0.1	2	1	1	1	1
STREET ROBBERY	0	0	0	0	0	3.1	15	41	21	-26	-6
RESIDENTIAL ROBBERY	0	0	0	0	0	0.2	0	2	2	-2	-2
AGG ASSAULT w/ GUN	0	0	0	0	0	0.1	4	1	2	3	2
AGG ASSAULT w/o GUN	0	0	1	0	1	0.5	7	5	4	2	3
TOTAL VIOLENT	0	0	1	0	1	4.3	30	54	35	-44%	-14%
COMMERCIAL BURGLARY	0	0	0	0	0	0.5	3	6	1	-3	2
RESIDENTIAL BURGLARY	1	0	0	1	2	1.5	14	17	18	-3	-4
SUDDEN SNATCHING	0	0	0	0	0	0.5	2	7	7	-5	-5
SHOPLIFTING	1	0	1	0	2	5.0	43	61	97	-18	-54
THEFT FROM VEHICLE	3	1	2	5	11	10.3	110	122	106	-12	4
THEFT FROM YARD	0	0	0	0	0	5.1	51	63	78	-12	-27
THEFT FROM BLDG	1	0	0	1	2	3.7	29	43	44	-14	-15
OTHER LARCENY	0	1	0	0	1	0.8	16	8	12	8	4
AUTO THEFT	0	0	1	0	1	3.3	34	38	37	-4	-3
TOTAL PROPERTY	6	2	4	7	19	30.7	302	365	400	-17%	-25%
TOTAL PART I	6	2	5	7	20	35.0	332	419	435	-21%	-24%

Difference from Last Year -87

Statistics are based on UCR criteria, not GA Criminal Code.

* Rape Code 11A is the historical definition of rape (aka Legacy Rape); Rape Codes 11B and 11C are those moved from Part II to Part I in 2017.

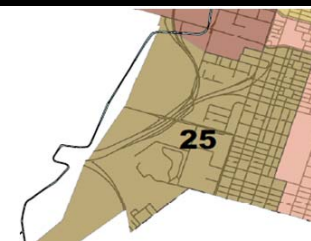
^ Rape Code 11A is the historical definition of rape; Rape Codes 11B and 11C are those moved from Part II to Part I status in accordance with federal mandate.

	Week Ending 11/04/17	Week Ending 11/11/17	Week Ending 11/18/17	Week Ending 11/25/17	28 Days Ending 11/25/17	28 Day Average 2016	YTD 2017	YTD 2016	YTD 2015	Change 16 to 17	Change vs. 2015
Shots Fired Calls											
53S ShotSpotter Calls	0	5	0	1	6	3.8	37	46	16	0%	0%
Sig 53 Shots Fired Calls	0	1	1	1	3	8.8	70	105	58	-33%	21%

BEAT 25

Downtown Precinct

Week Ending 11/25/17



	Last 4 Weeks				28 Days Ending 11/25/17	28 Day Average 2016	YTD 2017	YTD 2016	YTD 2015	Change 16 to 17	Change vs. 2015
	Ending 11/04/17	Ending 11/11/17	Ending 11/18/17	Ending 11/25/17							
HOMICIDE	1	0	0	0	1	0.0	1	0	1	1	0
RAPE (11A) *	0	0	0	0	0	0.1	3	1	2	2	1
RAPE (11B & 11C) *	0	0	0	0	0	0.2	0	3	0	-3	0
COMMERCIAL ROBBERY	0	0	0	0	0	0.1	3	1	4	2	-1
STREET ROBBERY	0	0	0	0	0	2.4	19	27	18	-8	1
RESIDENTIAL ROBBERY	0	0	0	0	0	0.0	0	0	0	0	0
AGG ASSAULT w/ GUN	0	0	0	0	0	0.9	6	11	11	-5	-5
AGG ASSAULT w/o GUN	0	1	0	0	1	0.8	7	9	8	-2	-1
TOTAL VIOLENT	1	1	0	0	2	4.5	39	52	44	-25%	-11%
COMMERCIAL BURGLARY	0	0	0	0	0	1.6	5	20	10	-15	-5
RESIDENTIAL BURGLARY	0	1	0	0	1	1.7	8	20	17	-12	-9
SUDDEN SNATCHING	0	0	0	0	0	0.2	4	2	6	2	-2
SHOPLIFTING	0	1	0	0	1	4.0	47	47	21	0	26
THEFT FROM VEHICLE	1	0	0	2	3	9.5	74	111	54	-37	20
THEFT FROM YARD	0	0	0	0	0	2.3	34	26	17	8	17
THEFT FROM BLDG	0	3	1	0	4	2.3	25	27	23	-2	2
OTHER LARCENY	0	0	0	0	0	0.3	4	4	2	0	2
AUTO THEFT	0	1	1	1	3	3.2	33	37	33	-4	0
TOTAL PROPERTY	1	6	2	3	12	25.0	234	294	183	-20%	28%
TOTAL PART I	2	7	2	3	14	29.5	273	346	227	-21%	20%

Difference from Last Year -73

Statistics are based on UCR criteria, not GA Criminal Code.

* Rape Code 11A is the historical definition of rape (aka Legacy Rape); Rape Codes 11B and 11C are those moved from Part II to Part I in 2017.

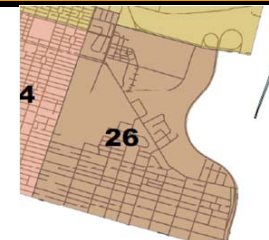
^ Rape Code 11A is the historical definition of rape; Rape Codes 11B and 11C are those moved from Part II to Part I status in accordance with federal mandate.

	Week Ending 11/04/17	Week Ending 11/11/17	Week Ending 11/18/17	Week Ending 11/25/17	28 Days Ending 11/25/17	28 Day Average 2016	YTD 2017	YTD 2016	YTD 2015	Change 16 to 17	Change vs. 2015
Shots Fired Calls											
53S ShotSpotter Calls	1	2	1	2	6	6.3	60	74	64	0%	0%
Sig 53 Shots Fired Calls	1	0	4	1	6	6.4	57	81	63	-30%	-10%

BEAT 26

Downtown Precinct

Week Ending 11/25/17



	Last 4 Weeks				28 Days Ending 11/25/17	28 Day Average 2016	YTD 2017	YTD 2016	YTD 2015	Change 16 to 17	Change vs. 2015
	Ending 11/04/17	Ending 11/11/17	Ending 11/18/17	Ending 11/25/17							
HOMICIDE	0	0	0	0	0	0.2	1	2	3	-1	-2
RAPE (11A) *	0	0	0	0	0	0.1	1	1	0	0	1
RAPE (11B & 11C) *	0	0	0	0	0	0.5	2	6	2	-4	0
COMMERCIAL ROBBERY	0	0	0	0	0	0.0	0	0	1	0	-1
STREET ROBBERY	0	0	1	1	2	1.7	16	21	12	-5	4
RESIDENTIAL ROBBERY	0	0	0	1	1	0.1	4	1	2	3	2
AGG ASSAULT w/ GUN	0	0	0	0	0	2.3	4	29	8	-25	-4
AGG ASSAULT w/o GUN	0	0	1	0	1	1.1	20	13	10	7	10
TOTAL VIOLENT	0	0	2	2	4	5.9	48	73	38	-34%	26%
COMMERCIAL BURGLARY	0	0	1	0	1	1.3	4	16	5	-12	-1
RESIDENTIAL BURGLARY	0	0	1	0	1	4.1	32	50	42	-18	-10
SUDDEN SNATCHING	0	1	0	0	1	0.0	4	0	2	4	2
SHOPLIFTING	0	1	1	0	2	2.4	19	27	37	-8	-18
THEFT FROM VEHICLE	1	1	2	0	4	4.6	77	54	50	23	27
THEFT FROM YARD	0	1	1	0	2	1.7	25	22	34	3	-9
THEFT FROM BLDG	1	0	0	0	1	1.9	17	25	18	-8	-1
OTHER LARCENY	0	0	1	0	1	0.5	6	6	1	0	5
AUTO THEFT	1	1	1	0	3	2.1	20	24	35	-4	-15
TOTAL PROPERTY	3	5	8	0	16	18.7	204	224	224	-9%	-9%
TOTAL PART I	3	5	10	2	20	24.6	252	297	262	-15%	-4%

Difference from Last Year -45

Statistics are based on UCR criteria, not GA Criminal Code.

* Rape Code 11A is the historical definition of rape (aka Legacy Rape); Rape Codes 11B and 11C are those moved from Part II to Part I in 2017.

^ Rape Code 11A is the historical definition of rape; Rape Codes 11B and 11C are those moved from Part II to Part I status in accordance with federal mandate.

	Week Ending 11/04/17	Week Ending 11/11/17	Week Ending 11/18/17	Week Ending 11/25/17	28 Days Ending 11/25/17	28 Day Average 2016	YTD 2017	YTD 2016	YTD 2015	Change 16 to 17	Change vs. 2015
Shots Fired Calls											
53S ShotSpotter Calls	4	1	3	3	11	15.6	107	188	113	0%	0%
Sig 53 Shots Fired Calls	2	2	0	1	5	13.3	104	162	115	-36%	-10%



COMPSTAT CENTRAL PRECINCT Week Ending 11/25/17

PRECINCT COMMANDER:
CAPT. BEN HERRON



	Week Ending 11/25/17	Week Ending 11/18/17	Weekly Avg 2016	28-Day Ending 11/25/17	28-Day Ending 10/28/17	Avg 28-Day 2016	YTD 2017	YTD 2016	YTD 2015	Change 16 to 17	Change vs. 2015
HOMICIDE	0	0	0	1	1	2	14	23	15	-9	-1
RAPE (11A) *	0	0	0	1	0	1	16	12	6	4	10
RAPE (11B & 11C) *	0	0	0	0	0	1	8	12	5	-4	3
COMMERCIAL ROBBERY	0	0	0	2	1	1	23	13	12	10	11
STREET ROBBERY	1	3	2	6	4	8	55	89	90	-34	-35
RESIDENTIAL ROBBERY	0	0	0	0	0	1	9	10	9	-1	0
AGG ASSAULT w/ GUN	1	1	1	3	4	5	90	60	96	30	-6
AGG ASSAULT w/o GUN	2	3	1	9	5	4	81	48	53	33	28
TOTAL VIOLENT	4	7	6	22	15	23	296	267	286	11%	3%
COMMERCIAL BURGLARY	1	1	2	3	2	8	36	104	62	-68	-26
RESIDENTIAL BURGLARY	3	2	7	11	19	30	203	359	370	-156	-167
SUDDEN SNATCHING	0	0	0	1	2	1	22	18	12	4	10
SHOPLIFTING	5	2	3	16	17	13	216	148	91	68	125
THEFT FROM VEHICLE	5	7	9	28	25	35	381	405	528	-24	-147
THEFT FROM YARD	1	1	4	10	11	17	186	218	183	-32	3
THEFT FROM BLDG	1	6	6	15	24	23	194	271	199	-77	-5
OTHER LARCENY	0	1	0	4	1	2	37	18	34	19	3
AUTO THEFT	3	5	4	17	10	18	191	212	242	-21	-51
TOTAL PROPERTY	19	25	37	105	111	146	1466	1753	1721	-16%	-15%
TOTAL PART I	23	32	42	127	126	169	1762	2020	2007	-13%	-12%

Difference from Last Year -258

Statistics are based on UCR criteria, not GA Criminal Code.

Statistics are preliminary, based on RMS data at the time prepared, and are subject to change due to late reports, reclassifications, updated locations, etc.

Cell Shading: white is within 0.6 standard deviation of the mean; red is above; green is below.

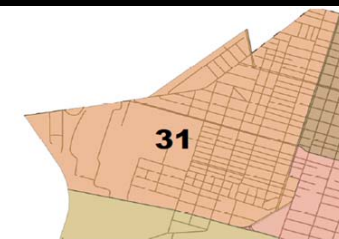
* Rape Code 11A is the historical definition of rape; Rape Codes 11B and 11C are those moved from Part II to Part I status in accordance with federal mandate.

Citizen Initiated Calls	Week Ending 11/25/17	Week Ending 11/18/17	Weekly Avg 2015	28-Day Ending 11/25/17	28-Day Ending 10/28/17	Avg 28-Day 2016	YTD 2017	YTD 2016	YTD 2015	Change 16 to 17	Change vs. 2015
Midnight Shift	78	94	126	385	411	503	4937	5847	5578	-910	-641
Day Shift	195	227	271	929	971	1085	11258	12237	12181	-979	-923
Afternoon Shift	183	233	294	906	993	1176	12188	13089	13028	-901	-840
TOTAL CITIZEN CFS	456	554	691	2220	2375	2764	28383	31173	30787	-9.0%	-7.8%
53S ShotSpotter Calls	8	5	12	53	40	49	550	571	541	-21	9
Sig 53 Shots Fired Calls	4	14	19	62	47	74	774	852	876	-78	-102

BEAT 31

Central Precinct

Week Ending 11/25/17



	Last 4 Weeks				28 Days Ending 11/25/17	28 Day Average 2016	YTD 2017	YTD 2016	YTD 2015	Change 16 to 17	Change vs. 2015
	Ending 11/04/17	Ending 11/11/17	Ending 11/18/17	Ending 11/25/17							
HOMICIDE	0	0	0	0	0	0.2	4	3	2	1	2
RAPE (11A) *	0	0	0	0	0	0.0	6	0	1	6	5
RAPE (11B & 11C) *	0	0	0	0	0	0.2	0	3	0	-3	0
COMMERCIAL ROBBERY	0	0	0	0	0	0.1	1	1	0	0	1
STREET ROBBERY	0	0	0	0	0	0.8	8	11	18	-3	-10
RESIDENTIAL ROBBERY	0	0	0	0	0	0.2	4	3	3	1	1
AGG ASSAULT w/ GUN	0	0	1	1	2	1.5	29	18	35	11	-6
AGG ASSAULT w/o GUN	0	0	1	1	2	0.8	23	11	9	12	14
TOTAL VIOLENT	0	0	2	2	4	4.0	75	50	68	50%	10%
COMMERCIAL BURGLARY	0	0	0	0	0	0.5	5	7	6	-2	-1
RESIDENTIAL BURGLARY	0	1	1	0	2	6.0	63	73	82	-10	-19
SUDDEN SNATCHING	0	0	0	0	0	0.3	6	4	2	2	4
SHOPLIFTING	1	1	0	1	3	0.5	34	6	2	28	32
THEFT FROM VEHICLE	1	1	1	0	3	2.8	38	34	57	4	-19
THEFT FROM YARD	0	1	0	0	1	1.8	19	21	16	-2	3
THEFT FROM BLDG	0	0	1	0	1	2.4	28	29	27	-1	1
OTHER LARCENY	0	0	0	0	0	0.3	2	4	1	-2	1
AUTO THEFT	0	1	1	1	3	3.0	36	35	40	1	-4
TOTAL PROPERTY	2	5	4	2	13	17.6	231	213	233	8%	-1%
TOTAL PART I	2	5	6	4	17	21.6	306	263	301	16%	2%

Difference from Last Year 43

Statistics are based on UCR criteria, not GA Criminal Code.

* Rape Code 11A is the historical definition of rape (aka Legacy Rape); Rape Codes 11B and 11C are those moved from Part II to Part I in 2017.

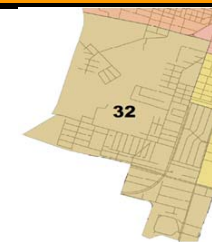
^ Rape Code 11A is the historical definition of rape; Rape Codes 11B and 11C are those moved from Part II to Part I status in accordance with federal mandate.

	Week Ending 11/04/17	Week Ending 11/11/17	Week Ending 11/18/17	Week Ending 11/25/17	28 Days Ending 11/25/17	28 Day Average 2016	YTD 2017	YTD 2016	YTD 2015	Change 16 to 17	Change vs. 2015
Shots Fired Calls											
53S ShotSpotter Calls	10	6	4	3	23	16.8	220	199	219	0%	0%
Sig 53 Shots Fired Calls	5	4	9	2	20	13.7	189	155	177	22%	7%

BEAT 32

Central Precinct

Week Ending 11/25/17



	Last 4 Weeks				28 Days Ending 11/25/17	28 Day Average 2016	YTD 2017	YTD 2016	YTD 2015	Change 16 to 17	Change vs. 2015
	Ending 11/04/17	Ending 11/11/17	Ending 11/18/17	Ending 11/25/17							
HOMICIDE	0	0	0	0	0	0.3	1	4	3	-3	-2
RAPE (11A) *	0	1	0	0	1	0.1	1	1	1	0	0
RAPE (11B & 11C) *	0	0	0	0	0	0.0	0	0	0	0	0
COMMERCIAL ROBBERY	1	0	0	0	1	0.4	8	5	2	3	6
STREET ROBBERY	1	0	0	0	1	1.1	5	14	6	-9	-1
RESIDENTIAL ROBBERY	0	0	0	0	0	0.0	1	1	0	0	1
AGG ASSAULT w/ GUN	0	1	0	0	1	1.0	12	14	16	-2	-4
AGG ASSAULT w/o GUN	2	0	0	0	2	0.5	16	7	10	9	6
TOTAL VIOLENT	4	2	0	0	6	3.4	44	46	38	-4%	16%
COMMERCIAL BURGLARY	0	0	0	0	0	1.8	13	25	12	-12	1
RESIDENTIAL BURGLARY	0	2	1	0	3	4.5	46	55	50	-9	-4
SUDDEN SNATCHING	0	0	0	0	0	0.2	3	2	2	1	1
SHOPLIFTING	0	3	0	1	4	2.1	42	33	23	9	19
THEFT FROM VEHICLE	0	3	0	1	4	4.3	37	60	61	-23	-24
THEFT FROM YARD	2	1	0	0	3	1.8	20	23	16	-3	4
THEFT FROM BLDG	0	0	1	1	2	2.7	36	35	30	1	6
OTHER LARCENY	0	0	0	0	0	0.1	7	2	4	5	3
AUTO THEFT	0	0	2	0	2	2.8	28	35	33	-7	-5
TOTAL PROPERTY	2	9	4	3	18	20.2	232	270	231	-14%	0%
TOTAL PART I	6	11	4	3	24	23.6	276	316	269	-13%	3%

Difference from Last Year -40

Statistics are based on UCR criteria, not GA Criminal Code.

* Rape Code 11A is the historical definition of rape (aka Legacy Rape); Rape Codes 11B and 11C are those moved from Part II to Part I in 2017.

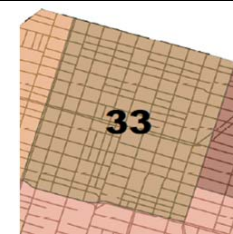
^ Rape Code 11A is the historical definition of rape; Rape Codes 11B and 11C are those moved from Part II to Part I status in accordance with federal mandate.

	Week Ending 11/04/17	Week Ending 11/11/17	Week Ending 11/18/17	Week Ending 11/25/17	28 Days Ending 11/25/17	28 Day Average 2016	YTD 2017	YTD 2016	YTD 2015	Change 16 to 17	Change vs. 2015
Shots Fired Calls											
53S ShotSpotter Calls	1	0	0	0	1	0.1	2	1	0	0%	0%
Sig 53 Shots Fired Calls	3	1	1	0	5	9.4	87	89	114	-2%	-24%

BEAT 33

Central Precinct

Week Ending 11/25/17



	Last 4 Weeks				28 Days Ending 11/25/17	28 Day Average 2016	YTD 2017	YTD 2016	YTD 2015	Change 16 to 17	Change vs. 2015
	Ending 11/04/17	Ending 11/11/17	Ending 11/18/17	Ending 11/25/17							
HOMICIDE	0	0	0	0	0	0.8	0	10	3	-10	-3
RAPE (11A) *	0	0	0	0	0	0.4	0	5	2	-5	-2
RAPE (11B & 11C) *	0	0	0	0	0	0.2	4	0	1	4	3
COMMERCIAL ROBBERY	0	0	0	0	0	0.2	2	3	1	-1	1
STREET ROBBERY	0	0	1	0	1	2.1	19	19	25	0	-6
RESIDENTIAL ROBBERY	0	0	0	0	0	0.1	0	1	2	-1	-2
AGG ASSAULT w/ GUN	0	0	0	0	0	0.4	10	5	10	5	0
AGG ASSAULT w/o GUN	0	0	0	0	0	0.8	8	10	11	-2	-3
TOTAL VIOLENT	0	0	1	0	1	5.0	43	53	55	-19%	-22%
COMMERCIAL BURGLARY	0	0	1	0	1	2.4	7	30	23	-23	-16
RESIDENTIAL BURGLARY	0	1	0	1	2	3.8	15	44	49	-29	-34
SUDDEN SNATCHING	1	0	0	0	1	0.5	5	6	3	-1	2
SHOPLIFTING	1	1	0	0	2	2.1	36	27	15	9	21
THEFT FROM VEHICLE	4	0	2	1	7	8.1	84	93	98	-9	-14
THEFT FROM YARD	2	1	0	0	3	6.0	67	78	53	-11	14
THEFT FROM BLDG	0	0	0	0	0	4.8	33	57	43	-24	-10
OTHER LARCENY	0	2	0	0	2	0.5	7	6	11	1	-4
AUTO THEFT	1	3	1	0	5	3.4	42	41	51	1	-9
TOTAL PROPERTY	9	8	4	2	23	31.7	296	382	346	-23%	-14%
TOTAL PART I	9	8	5	2	24	36.6	339	435	401	-22%	-15%

Difference from Last Year -96

Statistics are based on UCR criteria, not GA Criminal Code.

* Rape Code 11A is the historical definition of rape (aka Legacy Rape); Rape Codes 11B and 11C are those moved from Part II to Part I in 2017.

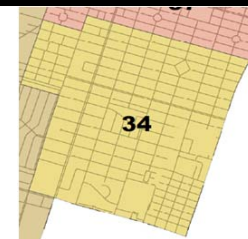
^ Rape Code 11A is the historical definition of rape; Rape Codes 11B and 11C are those moved from Part II to Part I status in accordance with federal mandate.

	Week Ending 11/04/17	Week Ending 11/11/17	Week Ending 11/18/17	Week Ending 11/25/17	28 Days Ending 11/25/17	28 Day Average 2016	YTD 2017	YTD 2016	YTD 2015	Change 16 to 17	Change vs. 2015
Shots Fired Calls											
53S ShotSpotter Calls	0	3	0	0	3	5.4	60	66	60	0%	0%
Sig 53 Shots Fired Calls	1	0	3	0	4	12.8	118	153	125	-23%	-6%

BEAT 34

Central Precinct

Week Ending 11/25/17



	Last 4 Weeks				28 Days Ending 11/25/17	28 Day Average 2016	YTD 2017	YTD 2016	YTD 2015	Change 16 to 17	Change vs. 2015
	Ending 11/04/17	Ending 11/11/17	Ending 11/18/17	Ending 11/25/17							
HOMICIDE	0	0	0	0	0	0.0	1	0	1	1	0
RAPE (11A) *	0	0	0	0	0	0.1	4	2	2	2	2
RAPE (11B & 11C) *	0	0	0	0	0	0.2	2	3	3	-1	-1
COMMERCIAL ROBBERY	1	0	0	0	1	0.2	9	3	6	6	3
STREET ROBBERY	0	0	2	1	3	0.8	6	9	6	-3	0
RESIDENTIAL ROBBERY	0	0	0	0	0	0.2	0	0	1	0	-1
AGG ASSAULT w/ GUN	0	0	0	0	0	0.5	9	2	7	7	2
AGG ASSAULT w/o GUN	1	0	0	1	2	0.5	10	5	4	5	6
TOTAL VIOLENT	2	0	2	2	6	2.4	41	24	30	71%	37%
COMMERCIAL BURGLARY	0	0	0	0	0	1.4	2	12	10	-10	-8
RESIDENTIAL BURGLARY	0	0	0	0	0	4.4	22	50	32	-28	-10
SUDDEN SNATCHING	0	0	0	0	0	0.1	2	1	1	1	1
SHOPLIFTING	0	1	1	3	5	4.4	66	42	20	24	46
THEFT FROM VEHICLE	1	0	1	2	4	7.0	74	74	97	0	-23
THEFT FROM YARD	0	1	1	0	2	2.6	34	30	40	4	-6
THEFT FROM BLDG	4	0	2	0	6	5.3	41	64	26	-23	15
OTHER LARCENY	0	0	0	0	0	0.3	6	1	4	5	2
AUTO THEFT	0	0	0	0	0	3.4	26	36	37	-10	-11
TOTAL PROPERTY	5	2	5	5	17	28.8	273	310	267	-12%	2%
TOTAL PART I	7	2	7	7	23	31.1	314	334	297	-6%	6%

Difference from Last Year -20

Statistics are based on UCR criteria, not GA Criminal Code.

* Rape Code 11A is the historical definition of rape (aka Legacy Rape); Rape Codes 11B and 11C are those moved from Part II to Part I in 2017.

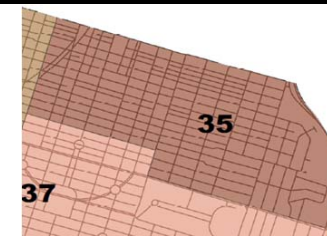
^ Rape Code 11A is the historical definition of rape; Rape Codes 11B and 11C are those moved from Part II to Part I status in accordance with federal mandate.

Shots Fired Calls	Week Ending 11/04/17	Week Ending 11/11/17	Week Ending 11/18/17	Week Ending 11/25/17	28 Days Ending 11/25/17	28 Day Average 2016	YTD 2017	YTD 2016	YTD 2015	Change 16 to 17	Change vs. 2015
53S ShotSpotter Calls	0	0	0	0	0	0.2	0	2	2	0%	0%
Sig 53 Shots Fired Calls	3	4	1	0	8	7.4	86	84	112	2%	-23%

BEAT 35

Central Precinct

Week Ending 11/25/17



	Last 4 Weeks				28 Days Ending 11/25/17	28 Day Average 2016	YTD 2017	YTD 2016	YTD 2015	Change 16 to 17	Change vs. 2015
	Ending 11/04/17	Ending 11/11/17	Ending 11/18/17	Ending 11/25/17							
HOMICIDE	0	0	0	0	0	0.5	7	6	4	1	3
RAPE (11A) *	0	0	0	0	0	0.2	3	3	0	0	3
RAPE (11B & 11C) *	0	0	0	0	0	0.2	2	3	1	-1	1
COMMERCIAL ROBBERY	0	0	0	0	0	0.1	1	0	1	1	0
STREET ROBBERY	1	0	0	0	1	1.5	10	17	16	-7	-6
RESIDENTIAL ROBBERY	0	0	0	0	0	0.4	3	5	3	-2	0
AGG ASSAULT w/ GUN	0	0	0	0	0	1.2	24	15	26	9	-2
AGG ASSAULT w/o GUN	0	0	2	0	2	1.2	20	12	13	8	7
TOTAL VIOLENT	1	0	2	0	3	5.3	70	61	64	15%	9%
COMMERCIAL BURGLARY	1	0	0	1	2	1.0	3	13	5	-10	-2
RESIDENTIAL BURGLARY	1	1	0	2	4	8.0	47	101	105	-54	-58
SUDDEN SNATCHING	0	0	0	0	0	0.2	2	2	0	0	2
SHOPLIFTING	0	1	0	0	1	0.3	4	4	5	0	-1
THEFT FROM VEHICLE	3	1	2	0	6	5.0	68	63	62	5	6
THEFT FROM YARD	0	0	0	1	1	2.1	31	27	29	4	2
THEFT FROM BLDG	0	0	1	0	1	4.9	32	60	39	-28	-7
OTHER LARCENY	0	0	1	0	1	0.3	6	4	4	2	2
AUTO THEFT	2	1	0	2	5	3.9	36	48	44	-12	-8
TOTAL PROPERTY	7	4	4	6	21	25.6	229	322	293	-29%	-22%
TOTAL PART I	8	4	6	6	24	30.9	299	383	357	-22%	-16%

Difference from Last Year -84

Statistics are based on UCR criteria, not GA Criminal Code.

* Rape Code 11A is the historical definition of rape (aka Legacy Rape); Rape Codes 11B and 11C are those moved from Part II to Part I in 2017.

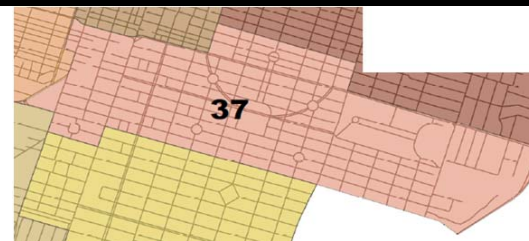
^ Rape Code 11A is the historical definition of rape; Rape Codes 11B and 11C are those moved from Part II to Part I status in accordance with federal mandate.

	Week Ending 11/04/17	Week Ending 11/11/17	Week Ending 11/18/17	Week Ending 11/25/17	28 Days Ending 11/25/17	28 Day Average 2016	YTD 2017	YTD 2016	YTD 2015	Change 16 to 17	Change vs. 2015
Shots Fired Calls											
53S ShotSpotter Calls	8	8	1	5	22	23.4	220	259	234	0%	0%
Sig 53 Shots Fired Calls	9	3	0	0	12	18.2	187	221	215	-15%	-13%

BEAT 37

Central Precinct

Week Ending 11/25/17



	Last 4 Weeks				28 Days Ending 11/25/17	28 Day Average 2016	YTD 2017	YTD 2016	YTD 2015	Change 16 to 17	Change vs. 2015
	Ending 11/04/17	Ending 11/11/17	Ending 11/18/17	Ending 11/25/17							
HOMICIDE	1	0	0	0	1	0.1	1	0	2	1	-1
RAPE (11A) *	0	0	0	0	0	0.1	2	1	0	1	2
RAPE (11B & 11C) *	0	0	0	0	0	0.2	0	3	0	-3	0
COMMERCIAL ROBBERY	0	0	0	0	0	0.1	2	1	2	1	0
STREET ROBBERY	0	0	0	0	0	1.5	7	19	19	-12	-12
RESIDENTIAL ROBBERY	0	0	0	0	0	0.0	1	0	0	1	1
AGG ASSAULT w/ GUN	0	0	0	0	0	0.5	6	6	2	0	4
AGG ASSAULT w/o GUN	1	0	0	0	1	0.2	4	3	6	1	-2
TOTAL VIOLENT	2	0	0	0	2	2.6	23	33	31	-30%	-26%
COMMERCIAL BURGLARY	0	0	0	0	0	1.3	6	17	6	-11	0
RESIDENTIAL BURGLARY	0	0	0	0	0	3.1	10	36	52	-26	-42
SUDDEN SNATCHING	0	0	0	0	0	0.2	4	3	4	1	0
SHOPLIFTING	0	0	1	0	1	3.3	34	36	26	-2	8
THEFT FROM VEHICLE	1	1	1	1	4	7.3	80	81	153	-1	-73
THEFT FROM YARD	0	0	0	0	0	3.1	15	39	29	-24	-14
THEFT FROM BLDG	2	2	1	0	5	2.4	24	26	34	-2	-10
OTHER LARCENY	0	1	0	0	1	0.2	9	1	10	8	-1
AUTO THEFT	0	1	1	0	2	1.4	23	17	37	6	-14
TOTAL PROPERTY	3	5	4	1	13	22.2	205	256	351	-20%	-42%
TOTAL PART I	5	5	4	1	15	24.8	228	289	382	-21%	-40%

Difference from Last Year -61

Statistics are based on UCR criteria, not GA Criminal Code.

* Rape Code 11A is the historical definition of rape (aka Legacy Rape); Rape Codes 11B and 11C are those moved from Part II to Part I in 2017.

^ Rape Code 11A is the historical definition of rape; Rape Codes 11B and 11C are those moved from Part II to Part I status in accordance with federal mandate.

	Week Ending 11/04/17	Week Ending 11/11/17	Week Ending 11/18/17	Week Ending 11/25/17	28 Days Ending 11/25/17	28 Day Average 2016	YTD 2017	YTD 2016	YTD 2015	Change 16 to 17	Change vs. 2015
Shots Fired Calls											
53S ShotSpotter Calls	2	2	0	0	4	3.5	48	44	26	0%	0%
Sig 53 Shots Fired Calls	5	6	0	2	13	12.7	107	150	133	-29%	-20%



COMPSTAT SOUTHSIDE PRECINCT Week Ending 11/25/17

PRECINCT COMMANDER:

CAPT. JOY GELLATLY



	Week Ending 11/25/17	Week Ending 11/18/17	Weekly Avg 2016	28-Day Ending 11/25/17	28-Day Ending 10/28/17	Avg 28-Day 2016	YTD 2017	YTD 2016	YTD 2015	Change 16 to 17	Change vs. 2015
HOMICIDE	0	0	0	1	1	0	4	6	5	-2	-1
RAPE (11A) *	0	0	0	0	0	1	7	12	5	-5	2
RAPE (11B & 11C) *	0	0	0	0	1	1	4	9	2	-5	2
COMMERCIAL ROBBERY	0	0	1	3	4	2	28	28	16	0	12
STREET ROBBERY	0	1	1	5	5	2	30	24	38	6	-8
RESIDENTIAL ROBBERY	0	1	0	1	1	0	4	6	12	-2	-8
AGG ASSAULT w/ GUN	2	0	0	3	2	2	31	19	28	12	3
AGG ASSAULT w/o GUN	1	2	1	4	5	2	32	28	24	4	8
TOTAL VIOLENT	3	4	3	17	19	12	140	132	130	6%	8%
COMMERCIAL BURGLARY	0	2	1	2	5	5	49	52	45	-3	4
RESIDENTIAL BURGLARY	3	1	4	8	8	15	155	175	247	-20	-92
SUDDEN SNATCHING	0	1	0	1	5	1	10	8	14	2	-4
SHOPLIFTING	10	15	12	48	52	49	588	553	669	35	-81
THEFT FROM VEHICLE	7	6	5	26	34	20	357	222	348	135	9
THEFT FROM YARD	2	4	2	10	8	9	82	107	96	-25	-14
THEFT FROM BLDG	3	5	3	11	7	13	168	143	207	25	-39
OTHER LARCENY	0	2	0	3	0	2	27	16	18	11	9
AUTO THEFT	4	6	2	15	11	9	141	94	176	47	-35
TOTAL PROPERTY	29	42	30	124	130	120	1577	1370	1820	15%	-13%
TOTAL PART I	32	46	33	141	149	132	1717	1502	1950	14%	-12%

Statistics are based on UCR criteria, not GA Criminal Code.

Difference from Last Year 215

Statistics are preliminary, based on RMS data at the time prepared, and are subject to change due to late reports, reclassifications, updated locations, etc.

Cell Shading: white is within 0.6 standard deviation of the mean; red is above; green is below.

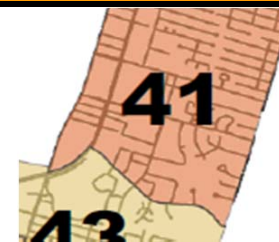
* Rape Code 11A is the historical definition of rape; Rape Codes 11B and 11C are those moved from Part II to Part I status in accordance with federal mandate.

Citizen Initiated Calls	Week Ending 11/25/17	Week Ending 11/18/17	Weekly Avg 2016	28-Day Ending 11/25/17	28-Day Ending 10/28/17	Avg 28-Day 2016	YTD 2017	YTD 2016	YTD 2015	Change 16 to 17	Change vs. 2015
Midnight Shift	71	71	91	291	364	364	4029	4432	4394	-403	-365
Day Shift	199	213	247	921	943	986	11231	12394	12181	-1163	-950
Afternoon Shift	208	202	246	839	880	982	10910	12214	11912	-1304	-1002
TOTAL CITIZEN CFS	478	486	583	2051	2187	2332	26170	29040	28487	-9.9%	-8.1%
53S ShotSpotter Calls	0	0	0	0	0	0	2	1	0	1	2
Sig 53 Shots Fired Calls	7	7	9	31	30	35	311	407	343	-96	-32

BEAT 41

Southside Precinct

Week Ending 11/25/17



	Last 4 Weeks				28 Days Ending 11/25/17	28 Day Average 2016	YTD 2017	YTD 2016	YTD 2015	Change 16 to 17	Change vs. 2015
	Ending 11/04/17	Ending 11/11/17	Ending 11/18/17	Ending 11/25/17							
HOMICIDE	0	0	0	0	0	0.0	0	0	1	0	-1
RAPE (11A) *	0	0	0	0	0	0.2	1	3	0	-2	1
RAPE (11B & 11C) *	0	0	0	0	0	0.0	1	0	1	1	0
COMMERCIAL ROBBERY	1	2	0	0	3	0.4	13	5	4	8	9
STREET ROBBERY	0	0	0	0	0	0.3	2	3	7	-1	-5
RESIDENTIAL ROBBERY	0	0	0	0	0	0.1	1	1	3	0	-2
AGG ASSAULT w/ GUN	0	0	0	0	0	0.3	0	4	0	-4	0
AGG ASSAULT w/o GUN	0	0	0	0	0	0.5	2	5	1	-3	1
TOTAL VIOLENT	1	2	0	0	3	1.8	20	21	17	-5%	18%
COMMERCIAL BURGLARY	0	0	1	0	1	1.8	19	22	11	-3	8
RESIDENTIAL BURGLARY	0	0	0	0	0	1.1	12	15	8	-3	4
SUDDEN SNATCHING	0	0	0	0	0	0.0	2	0	3	2	-1
SHOPLIFTING	0	2	1	2	5	2.4	31	25	18	6	13
THEFT FROM VEHICLE	1	0	1	1	3	4.6	58	55	69	3	-11
THEFT FROM YARD	0	1	0	0	1	1.7	21	21	36	0	-15
THEFT FROM BLDG	0	0	1	0	1	2.3	38	26	53	12	-15
OTHER LARCENY	0	0	1	0	1	0.2	4	2	4	2	0
AUTO THEFT	0	0	0	1	1	1.5	17	14	28	3	-11
TOTAL PROPERTY	1	3	5	4	13	15.5	202	180	230	12%	-12%
TOTAL PART I	2	5	5	4	16	17.2	222	201	247	10%	-10%

Difference from Last Year 21

Statistics are based on UCR criteria, not GA Criminal Code.

* Rape Code 11A is the historical definition of rape (aka Legacy Rape); Rape Codes 11B and 11C are those moved from Part II to Part I in 2017.

^ Rape Code 11A is the historical definition of rape; Rape Codes 11B and 11C are those moved from Part II to Part I status in accordance with federal mandate.

	Week Ending 11/04/17	Week Ending 11/11/17	Week Ending 11/18/17	Week Ending 11/25/17	28 Days Ending 11/25/17	28 Day Average 2016	YTD 2017	YTD 2016	YTD 2015	Change 16 to 17	Change vs. 2015
Shots Fired Calls											
53S ShotSpotter Calls	0	0	0	0	0	0.1	0	1	0	0%	0%
Sig 53 Shots Fired Calls	2	1	0	1	4	1.8	29	23	19	26%	53%

BEAT 42

Southside Precinct

Week Ending 11/25/17



	Last 4 Weeks				28 Days Ending 11/25/17	28 Day Average 2016	YTD 2017	YTD 2016	YTD 2015	Change 16 to 17	Change vs. 2015
	Ending 11/04/17	Ending 11/11/17	Ending 11/18/17	Ending 11/25/17							
HOMICIDE	1	0	0	0	1	0.1	2	1	1	1	1
RAPE (11A) *	0	0	0	0	0	0.2	2	3	0	-1	2
RAPE (11B & 11C) *	0	0	0	0	0	0.4	2	3	0	-1	2
COMMERCIAL ROBBERY	0	0	0	0	0	0.6	7	8	3	-1	4
STREET ROBBERY	1	1	0	0	2	0.9	8	10	12	-2	-4
RESIDENTIAL ROBBERY	0	0	0	0	0	0.2	1	3	6	-2	-5
AGG ASSAULT w/ GUN	0	1	0	1	2	0.5	10	7	9	3	1
AGG ASSAULT w/o GUN	1	0	1	0	2	0.7	17	8	10	9	7
TOTAL VIOLENT	3	2	1	1	7	3.7	49	43	41	14%	20%
COMMERCIAL BURGLARY	0	0	1	0	1	1.4	14	13	15	1	-1
RESIDENTIAL BURGLARY	0	0	0	0	0	4.5	32	51	70	-19	-38
SUDDEN SNATCHING	0	0	1	0	1	0.1	4	0	4	4	0
SHOPLIFTING	0	4	4	0	8	9.0	82	99	166	-17	-84
THEFT FROM VEHICLE	2	0	1	2	5	5.8	93	64	111	29	-18
THEFT FROM YARD	0	0	3	0	3	2.3	16	26	25	-10	-9
THEFT FROM BLDG	1	0	2	1	4	3.0	37	33	52	4	-15
OTHER LARCENY	1	0	0	0	1	0.5	7	5	4	2	3
AUTO THEFT	0	0	2	1	3	2.3	55	24	59	31	-4
TOTAL PROPERTY	4	4	14	4	26	28.8	340	315	506	8%	-33%
TOTAL PART I	7	6	15	5	33	32.4	389	358	547	9%	-29%

Difference from Last Year 31

Statistics are based on UCR criteria, not GA Criminal Code.

* Rape Code 11A is the historical definition of rape (aka Legacy Rape); Rape Codes 11B and 11C are those moved from Part II to Part I in 2017.

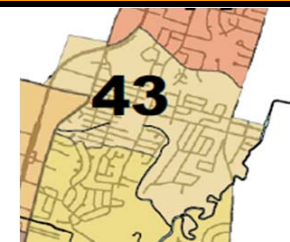
^ Rape Code 11A is the historical definition of rape; Rape Codes 11B and 11C are those moved from Part II to Part I status in accordance with federal mandate.

	Week Ending 11/04/17	Week Ending 11/11/17	Week Ending 11/18/17	Week Ending 11/25/17	28 Days Ending 11/25/17	28 Day Average 2016	YTD 2017	YTD 2016	YTD 2015	Change 16 to 17	Change vs. 2015
Shots Fired Calls											
53S ShotSpotter Calls	0	0	0	0	0	0.0	0	0	0	0%	0%
Sig 53 Shots Fired Calls	0	0	2	0	2	7.6	61	92	79	-34%	-23%

BEAT 43

Southside Precinct

Week Ending 11/25/17



	Last 4 Weeks				28 Days Ending 11/25/17	28 Day Average 2016	YTD 2017	YTD 2016	YTD 2015	Change 16 to 17	Change vs. 2015
	Ending 11/04/17	Ending 11/11/17	Ending 11/18/17	Ending 11/25/17							
HOMICIDE	0	0	0	0	0	0.2	0	3	1	-3	-1
RAPE (11A) *	0	0	0	0	0	0.1	0	1	0	-1	0
RAPE (11B & 11C) *	0	0	0	0	0	0.1	0	0	0	0	0
COMMERCIAL ROBBERY	0	0	0	0	0	0.8	3	10	5	-7	-2
STREET ROBBERY	1	1	0	0	2	0.5	7	6	10	1	-3
RESIDENTIAL ROBBERY	0	0	1	0	1	0.1	1	1	0	0	1
AGG ASSAULT w/ GUN	0	0	0	1	1	0.1	5	1	8	4	-3
AGG ASSAULT w/o GUN	0	0	0	1	1	0.5	4	6	4	-2	0
TOTAL VIOLENT	1	1	1	2	5	2.3	20	28	28	-29%	-29%
COMMERCIAL BURGLARY	0	0	0	0	0	1.1	6	15	13	-9	-7
RESIDENTIAL BURGLARY	0	1	0	0	1	2.1	28	27	26	1	2
SUDDEN SNATCHING	0	0	0	0	0	0.3	3	4	3	-1	0
SHOPLIFTING	2	11	7	5	25	25.6	285	289	324	-4	-39
THEFT FROM VEHICLE	1	1	2	0	4	2.8	53	28	46	25	7
THEFT FROM YARD	0	1	0	1	2	1.3	16	17	11	-1	5
THEFT FROM BLDG	0	1	1	1	3	2.9	40	33	35	7	5
OTHER LARCENY	0	0	0	0	0	0.2	4	2	3	2	1
AUTO THEFT	0	2	3	2	7	1.1	22	13	28	9	-6
TOTAL PROPERTY	3	17	13	9	42	37.5	457	428	489	7%	-7%
TOTAL PART I	4	18	14	11	47	39.8	477	456	517	5%	-8%

Difference from Last Year 21

Statistics are based on UCR criteria, not GA Criminal Code.

* Rape Code 11A is the historical definition of rape (aka Legacy Rape); Rape Codes 11B and 11C are those moved from Part II to Part I in 2017.

^ Rape Code 11A is the historical definition of rape; Rape Codes 11B and 11C are those moved from Part II to Part I status in accordance with federal mandate.

	Week Ending 11/04/17	Week Ending 11/11/17	Week Ending 11/18/17	Week Ending 11/25/17	28 Days Ending 11/25/17	28 Day Average 2016	YTD 2017	YTD 2016	YTD 2015	Change 16 to 17	Change vs. 2015
Shots Fired Calls											
53S ShotSpotter Calls	0	0	0	0	0	0.0	0	0	0	0%	0%
Sig 53 Shots Fired Calls	0	4	1	0	5	5.4	2	64	51	-97%	-96%

BEAT 44

Southside Precinct

Week Ending 11/25/17



	Last 4 Weeks				28 Days Ending 11/25/17	28 Day Average 2016	YTD 2017	YTD 2016	YTD 2015	Change 16 to 17	Change vs. 2015
	Ending 11/04/17	Ending 11/11/17	Ending 11/18/17	Ending 11/25/17							
HOMICIDE	0	0	0	0	0	0.1	1	1	1	0	0
RAPE (11A) *	0	0	0	0	0	0.2	3	3	4	0	-1
RAPE (11B & 11C) *	0	0	0	0	0	0.3	1	4	1	-3	0
COMMERCIAL ROBBERY	0	0	0	0	0	0.2	2	3	3	-1	-1
STREET ROBBERY	0	0	1	0	1	0.2	9	1	7	8	2
RESIDENTIAL ROBBERY	0	0	0	0	0	0.1	1	1	3	0	-2
AGG ASSAULT w/ GUN	0	0	0	0	0	0.5	11	5	7	6	4
AGG ASSAULT w/o GUN	0	0	0	0	0	0.6	5	7	6	-2	-1
TOTAL VIOLENT	0	0	1	0	1	2.3	33	25	32	32%	3%
COMMERCIAL BURGLARY	0	0	0	0	0	0.2	7	2	5	5	2
RESIDENTIAL BURGLARY	2	1	0	2	5	3.7	55	44	95	11	-40
SUDDEN SNATCHING	0	0	0	0	0	0.2	0	2	2	-2	-2
SHOPLIFTING	0	0	0	0	0	1.1	16	13	9	3	7
THEFT FROM VEHICLE	3	1	2	3	9	4.1	87	43	71	44	16
THEFT FROM YARD	1	1	0	0	2	1.6	20	21	15	-1	5
THEFT FROM BLDG	0	1	0	1	2	2.8	31	32	36	-1	-5
OTHER LARCENY	0	0	0	0	0	0.2	6	2	6	4	0
AUTO THEFT	1	0	0	0	1	2.1	27	24	40	3	-13
TOTAL PROPERTY	7	4	2	6	19	16.1	249	183	279	36%	-11%
TOTAL PART I	7	4	3	6	20	18.4	282	208	311	36%	-9%

Difference from Last Year 74

Statistics are based on UCR criteria, not GA Criminal Code.

* Rape Code 11A is the historical definition of rape (aka Legacy Rape); Rape Codes 11B and 11C are those moved from Part II to Part I in 2017.

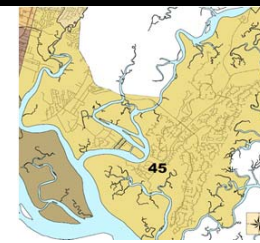
^ Rape Code 11A is the historical definition of rape; Rape Codes 11B and 11C are those moved from Part II to Part I status in accordance with federal mandate.

Shots Fired Calls	Week Ending 11/04/17	Week Ending 11/11/17	Week Ending 11/18/17	Week Ending 11/25/17	28 Days Ending 11/25/17	28 Day Average 2016	YTD 2017	YTD 2016	YTD 2015	Change 16 to 17	Change vs. 2015
53S ShotSpotter Calls	0	0	0	0	0	0.0	1	0	0	0%	0%
Sig 53 Shots Fired Calls	3	1	3	3	10	8.2	105	89	74	18%	42%

BEAT 45

Southside Precinct

Week Ending 11/25/17



	Last 4 Weeks				28 Days Ending 11/25/17	28 Day Average 2016	YTD 2017	YTD 2016	YTD 2015	Change 16 to 17	Change vs. 2015
	Ending 11/04/17	Ending 11/11/17	Ending 11/18/17	Ending 11/25/17							
HOMICIDE	0	0	0	0	0	0.1	0	1	0	-1	0
RAPE (11A) *	0	0	0	0	0	0.0	0	1	0	-1	0
RAPE (11B & 11C) *	0	0	0	0	0	0.2	0	1	0	-1	0
COMMERCIAL ROBBERY	0	0	0	0	0	0.0	0	0	0	0	0
STREET ROBBERY	0	0	0	0	0	0.2	1	1	0	0	1
RESIDENTIAL ROBBERY	0	0	0	0	0	0.0	0	0	0	0	0
AGG ASSAULT w/ GUN	0	0	0	0	0	0.0	1	0	1	1	0
AGG ASSAULT w/o GUN	0	0	1	0	1	0.1	1	1	0	0	1
TOTAL VIOLENT	0	0	1	0	1	0.5	3	5	1	-40%	200%
COMMERCIAL BURGLARY	0	0	0	0	0	0.0	0	0	1	0	-1
RESIDENTIAL BURGLARY	0	0	0	0	0	1.4	11	18	25	-7	-14
SUDDEN SNATCHING	0	0	0	0	0	0.0	0	0	0	0	0
SHOPLIFTING	0	0	0	0	0	0.0	0	0	0	0	0
THEFT FROM VEHICLE	1	0	0	0	1	0.7	10	9	6	1	4
THEFT FROM YARD	0	0	0	1	1	0.3	3	4	2	-1	1
THEFT FROM BLDG	0	0	0	0	0	0.2	3	1	9	2	-6
OTHER LARCENY	0	0	0	0	0	0.2	1	1	0	0	1
AUTO THEFT	0	0	0	0	0	0.4	3	5	3	-2	0
TOTAL PROPERTY	1	0	0	1	2	3.2	31	38	46	-18%	-33%
TOTAL PART I	1	0	1	1	3	3.7	34	43	47	-21%	-28%

Difference from Last Year -9

Statistics are based on UCR criteria, not GA Criminal Code.

* Rape Code 11A is the historical definition of rape (aka Legacy Rape); Rape Codes 11B and 11C are those moved from Part II to Part I in 2017.

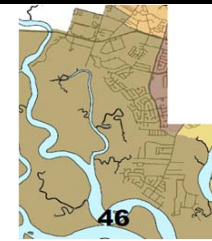
^ Rape Code 11A is the historical definition of rape; Rape Codes 11B and 11C are those moved from Part II to Part I status in accordance with federal mandate.

Shots Fired Calls	Week Ending 11/04/17	Week Ending 11/11/17	Week Ending 11/18/17	Week Ending 11/25/17	28 Days Ending 11/25/17	28 Day Average 2016	YTD 2017	YTD 2016	YTD 2015	Change 16 to 17	Change vs. 2015
53S ShotSpotter Calls	0	0	0	0	0	0.0	0	0	0	0%	0%
Sig 53 Shots Fired Calls	1	0	0	1	2	4.2	38	48	46	-21%	-17%

BEAT 46

Southside Precinct

Week Ending 11/25/17



	Last 4 Weeks				28 Days Ending 11/25/17	28 Day Average 2016	YTD 2017	YTD 2016	YTD 2015	Change 16 to 17	Change vs. 2015
	Ending 11/04/17	Ending 11/11/17	Ending 11/18/17	Ending 11/25/17							
HOMICIDE	0	0	0	0	0	0.0	1	0	1	1	0
RAPE (11A) *	0	0	0	0	0	0.1	1	1	1	0	0
RAPE (11B & 11C) *	0	0	0	0	0	0.1	0	1	0	-1	0
COMMERCIAL ROBBERY	0	0	0	0	0	0.4	3	2	1	1	2
STREET ROBBERY	0	0	0	0	0	0.3	3	3	2	0	1
RESIDENTIAL ROBBERY	0	0	0	0	0	0.0	0	0	0	0	0
AGG ASSAULT w/ GUN	0	0	0	0	0	0.2	4	2	3	2	1
AGG ASSAULT w/o GUN	0	0	0	0	0	0.1	3	1	3	2	0
TOTAL VIOLENT	0	0	0	0	0	1.1	15	10	11	50%	36%
COMMERCIAL BURGLARY	0	0	0	0	0	0.0	3	0	0	3	3
RESIDENTIAL BURGLARY	0	0	1	1	2	1.8	17	20	23	-3	-6
SUDDEN SNATCHING	0	0	0	0	0	0.2	1	2	2	-1	-1
SHOPLIFTING	2	2	3	3	10	10.9	174	127	152	47	22
THEFT FROM VEHICLE	3	0	0	1	4	2.0	56	23	45	33	11
THEFT FROM YARD	0	0	1	0	1	1.5	6	18	7	-12	-1
THEFT FROM BLDG	0	0	1	0	1	1.6	19	18	22	1	-3
OTHER LARCENY	0	0	1	0	1	0.4	5	4	1	1	4
AUTO THEFT	0	2	1	0	3	1.1	17	14	18	3	-1
TOTAL PROPERTY	5	4	8	5	22	19.5	298	226	270	32%	10%
TOTAL PART I	5	4	8	5	22	20.7	313	236	281	33%	11%

Difference from Last Year 77

Statistics are based on UCR criteria, not GA Criminal Code.

* Rape Code 11A is the historical definition of rape (aka Legacy Rape); Rape Codes 11B and 11C are those moved from Part II to Part I in 2017.


^ Rape Code 11A is the historical definition of rape; Rape Codes 11B and 11C are those moved from Part II to Part I status in accordance with federal mandate.

Shots Fired Calls	Week Ending 11/04/17	Week Ending 11/11/17	Week Ending 11/18/17	Week Ending 11/25/17	28 Days Ending 11/25/17	28 Day Average 2016	YTD 2017	YTD 2016	YTD 2015	Change 16 to 17	Change vs. 2015
53S ShotSpotter Calls	0	0	0	0	0	0.0	1	0	0	0%	0%
Sig 53 Shots Fired Calls	2	3	1	2	8	8.0	76	91	74	-16%	3%



COMPSTAT ISLANDS PRECINCT Week Ending 11/25/17

PRECINCT COMMANDER:
CAPT. ASHLEY BROWN



	Week Ending 11/25/17	Week Ending 11/18/17	Weekly Avg 2016	28-Day Ending 11/25/17	28-Day Ending 10/28/17	Avg 28-Day 2016	YTD 2017	YTD 2016	YTD 2015	Change 16 to 17	Change vs. 2015
HOMICIDE	0	0	0	0	0	0	5	6	8	-1	-3
RAPE (11A) *	0	0	0	0	1	0	6	3	8	3	-2
RAPE (11B & 11C) *	0	0	0	1	0	1	8	8	5	0	3
COMMERCIAL ROBBERY	0	2	0	5	1	1	29	14	21	15	8
STREET ROBBERY	0	0	1	2	0	3	24	38	53	-14	-29
RESIDENTIAL ROBBERY	0	0	0	0	0	0	4	6	6	-2	-2
AGG ASSAULT w/ GUN	0	1	1	2	3	4	40	49	62	-9	-22
AGG ASSAULT w/o GUN	0	1	1	3	3	3	38	33	38	5	0
TOTAL VIOLENT	0	4	3	13	8	14	154	157	201	-2%	-23%
COMMERCIAL BURGLARY	0	0	0	1	2	2	21	25	25	-4	-4
RESIDENTIAL BURGLARY	4	5	6	20	23	24	240	289	251	-49	-11
SUDDEN SNATCHING	0	1	0	1	3	1	10	9	9	1	1
SHOPLIFTING	5	14	6	36	33	23	292	266	280	26	12
THEFT FROM VEHICLE	6	9	5	38	34	20	275	233	268	42	7
THEFT FROM YARD	2	2	2	10	11	8	107	94	118	13	-11
THEFT FROM BLDG	4	1	4	17	10	16	155	189	187	-34	-32
OTHER LARCENY	0	4	1	6	2	2	31	28	17	3	14
AUTO THEFT	3	4	3	14	8	11	118	126	127	-8	-9
TOTAL PROPERTY	24	40	27	143	126	107	1249	1259	1282	-1%	-3%
TOTAL PART I	24	44	30	156	134	120	1403	1416	1483	-1%	-5%

Statistics are based on UCR criteria, not GA Criminal Code.

Difference from Last Year -13

Statistics are preliminary, based on RMS data at the time prepared, and are subject to change due to late reports, reclassifications, updated locations, etc.

Cell Shading: white is within 0.6 standard deviation of the mean; red is above; green is below.

* Rape Code 11A is the historical definition of rape; Rape Codes 11B and 11C are those moved from Part II to Part I status in accordance with federal mandate.

Citizen Initiated Calls	Week Ending 11/25/17	Week Ending 11/18/17	Weekly Avg 2016	28-Day Ending 11/25/17	28-Day Ending 10/28/17	Avg 28-Day 2016	YTD 2017	YTD 2016	YTD 2015	Change 16 to 17	Change vs. 2015
Midnight Shift	75	53	82	287	272	330	3813	4935	4606	-1122	-793
Day Shift	153	181	190	773	743	761	9986	12694	11731	-2708	-1745
Afternoon Shift	174	184	219	803	767	876	10847	14219	12989	-3372	-2142
TOTAL CITIZEN CFS	402	418	492	1863	1782	1966	24646	31848	29326	-22.6%	-16.0%
53S ShotSpotter Calls	1	2	3	7	7	12	106	145	84	-39	22
Sig 53 Shots Fired Calls	7	11	16	36	31	62	525	723	691	-198	-166

BEAT 51

Islands Precinct

Week Ending 11/25/17



	Last 4 Weeks				28 Days Ending 11/25/17	28 Day Average 2016	YTD 2017	YTD 2016	YTD 2015	Change 16 to 17	Change vs. 2015
	Ending 11/04/17	Ending 11/11/17	Ending 11/18/17	Ending 11/25/17							
HOMICIDE	0	0	0	0	0	0.2	2	2	1	0	1
RAPE (11A) *	0	0	0	0	0	0.2	2	1	1	1	1
RAPE (11B & 11C) *	1	0	0	0	1	0.2	1	1	1	0	0
COMMERCIAL ROBBERY	0	1	1	0	2	0.4	17	3	8	14	9
STREET ROBBERY	0	0	0	0	0	1.5	8	18	23	-10	-15
RESIDENTIAL ROBBERY	0	0	0	0	0	0.3	0	4	2	-4	-2
AGG ASSAULT w/ GUN	0	0	0	0	0	1.6	10	20	18	-10	-8
AGG ASSAULT w/o GUN	2	0	1	0	3	0.7	12	8	10	4	2
TOTAL VIOLENT	3	1	2	0	6	5.0	52	57	64	-9%	-19%
COMMERCIAL BURGLARY	0	0	0	0	0	1.1	10	15	10	-5	0
RESIDENTIAL BURGLARY	3	3	1	2	9	6.8	63	83	70	-20	-7
SUDDEN SNATCHING	0	0	0	0	0	0.2	3	1	4	2	-1
SHOPLIFTING	7	3	11	4	25	13.7	205	158	218	47	-13
THEFT FROM VEHICLE	5	3	3	2	13	5.7	95	66	81	29	14
THEFT FROM YARD	1	0	1	1	3	2.1	28	23	35	5	-7
THEFT FROM BLDG	0	1	1	0	2	4.1	31	49	64	-18	-33
OTHER LARCENY	0	1	1	0	2	0.5	7	5	4	2	3
AUTO THEFT	0	0	1	1	2	3.1	32	36	44	-4	-12
TOTAL PROPERTY	16	11	19	10	56	37.3	474	436	530	9%	-11%
TOTAL PART I	19	12	21	10	62	42.3	526	493	594	7%	-11%

Difference from Last Year 33

Statistics are based on UCR criteria, not GA Criminal Code.

* Rape Code 11A is the historical definition of rape (aka Legacy Rape); Rape Codes 11B and 11C are those moved from Part II to Part I in 2017.

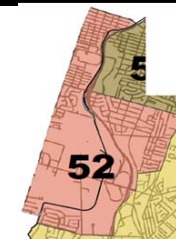
^ Rape Code 11A is the historical definition of rape; Rape Codes 11B and 11C are those moved from Part II to Part I status in accordance with federal mandate.

	Week Ending 11/04/17	Week Ending 11/11/17	Week Ending 11/18/17	Week Ending 11/25/17	28 Days Ending 11/25/17	28 Day Average 2016	YTD 2017	YTD 2016	YTD 2015	Change 16 to 17	Change vs. 2015
Shots Fired Calls											
53S ShotSpotter Calls	2	1	1	1	5	10.8	82	136	75	0%	0%
Sig 53 Shots Fired Calls	5	0	2	4	11	20.9	171	255	187	-33%	-9%

BEAT 52

Islands Precinct

Week Ending 11/25/17



	Last 4 Weeks				28 Days Ending 11/25/17	28 Day Average 2016	YTD 2017	YTD 2016	YTD 2015	Change 16 to 17	Change vs. 2015
	Ending 11/04/17	Ending 11/11/17	Ending 11/18/17	Ending 11/25/17							
HOMICIDE	0	0	0	0	0	0.2	0	2	0	-2	0
RAPE (11A) *	0	0	0	0	0	0.0	0	0	2	0	-2
RAPE (11B & 11C) *	0	0	0	0	0	0.3	2	4	1	-2	1
COMMERCIAL ROBBERY	0	0	0	0	0	0.2	0	2	1	-2	-1
STREET ROBBERY	0	0	0	0	0	0.5	0	6	4	-6	-4
RESIDENTIAL ROBBERY	0	0	0	0	0	0.1	1	1	1	0	0
AGG ASSAULT w/ GUN	0	1	1	0	2	0.3	8	3	15	5	-7
AGG ASSAULT w/o GUN	0	0	0	0	0	0.5	8	6	10	2	-2
TOTAL VIOLENT	0	1	1	0	2	2.1	19	24	34	-21%	-44%
COMMERCIAL BURGLARY	0	0	0	0	0	0.1	1	1	2	0	-1
RESIDENTIAL BURGLARY	0	0	0	0	0	2.6	15	32	43	-17	-28
SUDDEN SNATCHING	0	0	0	0	0	0.2	1	2	2	-1	-1
SHOPLIFTING	0	0	0	0	0	0.2	4	3	3	1	1
THEFT FROM VEHICLE	1	1	4	1	7	1.9	39	24	38	15	1
THEFT FROM YARD	2	0	1	0	3	0.7	9	9	13	0	-4
THEFT FROM BLDG	1	3	0	2	6	3.1	45	35	34	10	11
OTHER LARCENY	0	0	1	0	1	0.2	5	2	1	3	4
AUTO THEFT	0	1	1	0	2	1.4	11	18	16	-7	-5
TOTAL PROPERTY	4	5	7	3	19	10.3	130	126	152	3%	-14%
TOTAL PART I	4	6	8	3	21	12.4	149	150	186	-1%	-20%

Difference from Last Year -1

Statistics are based on UCR criteria, not GA Criminal Code.

* Rape Code 11A is the historical definition of rape (aka Legacy Rape); Rape Codes 11B and 11C are those moved from Part II to Part I in 2017.

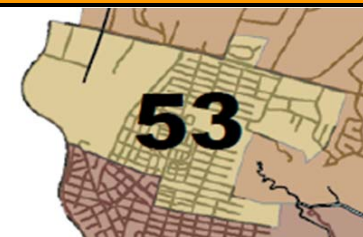
^ Rape Code 11A is the historical definition of rape; Rape Codes 11B and 11C are those moved from Part II to Part I status in accordance with federal mandate.

	Week Ending 11/04/17	Week Ending 11/11/17	Week Ending 11/18/17	Week Ending 11/25/17	28 Days Ending 11/25/17	28 Day Average 2016	YTD 2017	YTD 2016	YTD 2015	Change 16 to 17	Change vs. 2015
Shots Fired Calls											
53S ShotSpotter Calls	0	1	0	0	1	0.0	3	0	0	0%	0%
Sig 53 Shots Fired Calls	2	1	0	1	4	6.3	73	72	102	1%	-28%

BEAT 53

Islands Precinct

Week Ending 11/25/17



	Last 4 Weeks				28 Days Ending 11/25/17	28 Day Average 2016	YTD 2017	YTD 2016	YTD 2015	Change 16 to 17	Change vs. 2015
	Ending 11/04/17	Ending 11/11/17	Ending 11/18/17	Ending 11/25/17							
HOMICIDE	0	0	0	0	0	0.1	2	1	2	1	0
RAPE (11A) *	0	0	0	0	0	0.0	1	0	2	1	-1
RAPE (11B & 11C) *	0	0	0	0	0	0.0	2	0	2	2	0
COMMERCIAL ROBBERY	1	0	0	0	1	0.1	2	1	3	1	-1
STREET ROBBERY	1	0	0	0	1	0.5	8	4	5	4	3
RESIDENTIAL ROBBERY	0	0	0	0	0	0.1	1	1	0	0	1
AGG ASSAULT w/ GUN	0	0	0	0	0	1.0	13	11	10	2	3
AGG ASSAULT w/o GUN	0	0	0	0	0	0.6	8	8	11	0	-3
TOTAL VIOLENT	2	0	0	0	2	2.3	37	26	35	42%	6%
COMMERCIAL BURGLARY	0	0	0	0	0	0.2	6	3	2	3	4
RESIDENTIAL BURGLARY	1	1	2	0	4	3.5	32	42	33	-10	-1
SUDDEN SNATCHING	0	0	1	0	1	0.2	4	2	2	2	2
SHOPLIFTING	0	1	0	0	1	0.9	18	11	6	7	12
THEFT FROM VEHICLE	1	1	1	0	3	2.7	31	29	23	2	8
THEFT FROM YARD	0	0	0	1	1	1.5	19	19	21	0	-2
THEFT FROM BLDG	3	1	0	1	5	2.5	29	32	19	-3	10
OTHER LARCENY	0	1	0	0	1	0.3	4	2	1	2	3
AUTO THEFT	1	1	1	0	3	1.8	22	20	19	2	3
TOTAL PROPERTY	6	6	5	2	19	13.6	165	160	126	3%	31%
TOTAL PART I	8	6	5	2	21	15.9	202	186	161	9%	25%

Difference from Last Year 16

Statistics are based on UCR criteria, not GA Criminal Code.

* Rape Code 11A is the historical definition of rape (aka Legacy Rape); Rape Codes 11B and 11C are those moved from Part II to Part I in 2017.

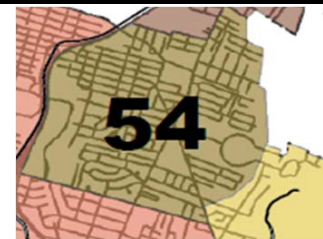
^ Rape Code 11A is the historical definition of rape; Rape Codes 11B and 11C are those moved from Part II to Part I status in accordance with federal mandate.

	Week Ending 11/04/17	Week Ending 11/11/17	Week Ending 11/18/17	Week Ending 11/25/17	28 Days Ending 11/25/17	28 Day Average 2016	YTD 2017	YTD 2016	YTD 2015	Change 16 to 17	Change vs. 2015
Shots Fired Calls											
53S ShotSpotter Calls	0	0	1	0	1	0.8	20	9	8	0%	0%
Sig 53 Shots Fired Calls	3	1	1	0	5	15.0	104	174	153	-40%	-32%

BEAT 54

Islands Precinct

Week Ending 11/25/17



	Last 4 Weeks				28 Days Ending 11/25/17	28 Day Average 2016	YTD 2017	YTD 2016	YTD 2015	Change 16 to 17	Change vs. 2015
	Ending 11/04/17	Ending 11/11/17	Ending 11/18/17	Ending 11/25/17							
HOMICIDE	0	0	0	0	0	0.1	0	1	4	-1	-4
RAPE (11A) *	0	0	0	0	0	0.1	0	1	1	-1	-1
RAPE (11B & 11C) *	0	0	0	0	0	0.1	0	1	1	-1	-1
COMMERCIAL ROBBERY	1	0	0	0	1	0.5	8	7	7	1	1
STREET ROBBERY	0	1	0	0	1	0.8	4	9	11	-5	-7
RESIDENTIAL ROBBERY	0	0	0	0	0	0.0	1	0	0	1	1
AGG ASSAULT w/ GUN	0	0	0	0	0	0.7	7	8	11	-1	-4
AGG ASSAULT w/o GUN	0	0	0	0	0	0.6	6	6	4	0	2
TOTAL VIOLENT	1	1	0	0	2	2.8	26	33	39	-21%	-33%
COMMERCIAL BURGLARY	0	0	0	0	0	0.2	0	2	5	-2	-5
RESIDENTIAL BURGLARY	1	0	1	1	3	6.1	57	67	36	-10	21
SUDDEN SNATCHING	0	0	0	0	0	0.0	2	0	1	2	1
SHOPLIFTING	1	1	2	0	4	2.0	30	23	12	7	18
THEFT FROM VEHICLE	0	0	0	1	1	4.7	29	57	62	-28	-33
THEFT FROM YARD	0	0	0	0	0	1.0	19	10	17	9	2
THEFT FROM BLDG	0	0	0	0	0	2.2	18	27	23	-9	-5
OTHER LARCENY	0	0	0	0	0	0.2	5	3	4	2	1
AUTO THEFT	0	0	0	1	1	2.8	24	33	28	-9	-4
TOTAL PROPERTY	2	1	3	3	9	19.2	184	222	188	-17%	-2%
TOTAL PART I	3	2	3	3	11	22.0	210	255	227	-18%	-7%

Difference from Last Year -45

Statistics are based on UCR criteria, not GA Criminal Code.

* Rape Code 11A is the historical definition of rape (aka Legacy Rape); Rape Codes 11B and 11C are those moved from Part II to Part I in 2017.

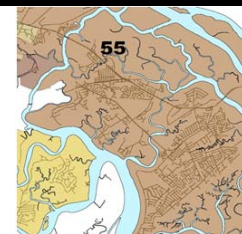
^ Rape Code 11A is the historical definition of rape; Rape Codes 11B and 11C are those moved from Part II to Part I status in accordance with federal mandate.

	Week Ending 11/04/17	Week Ending 11/11/17	Week Ending 11/18/17	Week Ending 11/25/17	28 Days Ending 11/25/17	28 Day Average 2016	YTD 2017	YTD 2016	YTD 2015	Change 16 to 17	Change vs. 2015
Shots Fired Calls											
53S ShotSpotter Calls	0	0	0	0	0	0.0	0	0	1	0%	0%
Sig 53 Shots Fired Calls	0	2	3	0	5	10.7	88	122	140	-28%	-37%

BEAT 55

Islands Precinct

Week Ending 11/25/17



	Last 4 Weeks				28 Days Ending 11/25/17	28 Day Average 2016	YTD 2017	YTD 2016	YTD 2015	Change 16 to 17	Change vs. 2015
	Ending 11/04/17	Ending 11/11/17	Ending 11/18/17	Ending 11/25/17							
HOMICIDE	0	0	0	0	0	0.0	0	0	1	0	-1
RAPE (11A) *	0	0	0	0	0	0.1	3	1	2	2	1
RAPE (11B & 11C) *	0	0	0	0	0	0.2	3	2	0	1	3
COMMERCIAL ROBBERY	0	0	1	0	1	0.1	2	1	2	1	0
STREET ROBBERY	0	0	0	0	0	0.1	4	1	5	3	-1
RESIDENTIAL ROBBERY	0	0	0	0	0	0.0	0	0	2	0	-2
AGG ASSAULT w/ GUN	0	0	0	0	0	0.2	0	3	1	-3	-1
AGG ASSAULT w/o GUN	0	0	0	0	0	0.5	4	4	2	0	2
TOTAL VIOLENT	0	0	1	0	1	1.1	16	12	15	33%	7%
COMMERCIAL BURGLARY	0	1	0	0	1	0.2	4	3	5	1	-1
RESIDENTIAL BURGLARY	0	1	1	1	3	4.0	60	50	57	10	3
SUDDEN SNATCHING	0	0	0	0	0	0.4	0	4	0	-4	0
SHOPLIFTING	1	3	1	1	6	6.1	35	71	41	-36	-6
THEFT FROM VEHICLE	6	5	1	2	14	4.2	78	50	58	28	20
THEFT FROM YARD	1	2	0	0	3	2.6	30	30	31	0	-1
THEFT FROM BLDG	1	2	0	1	4	3.7	31	44	42	-13	-11
OTHER LARCENY	0	0	2	0	2	1.1	9	14	6	-5	3
AUTO THEFT	3	1	1	1	6	1.5	26	18	13	8	13
TOTAL PROPERTY	12	15	6	6	39	23.8	273	284	253	-4%	8%
TOTAL PART I	12	15	7	6	40	24.9	289	296	268	-2%	8%

Difference from Last Year -7

Statistics are based on UCR criteria, not GA Criminal Code.

* Rape Code 11A is the historical definition of rape (aka Legacy Rape); Rape Codes 11B and 11C are those moved from Part II to Part I in 2017.

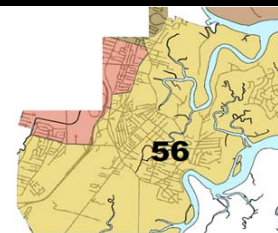
^ Rape Code 11A is the historical definition of rape; Rape Codes 11B and 11C are those moved from Part II to Part I status in accordance with federal mandate.

	Week Ending 11/04/17	Week Ending 11/11/17	Week Ending 11/18/17	Week Ending 11/25/17	28 Days Ending 11/25/17	28 Day Average 2016	YTD 2017	YTD 2016	YTD 2015	Change 16 to 17	Change vs. 2015
Shots Fired Calls											
53S ShotSpotter Calls	0	0	0	0	0	0.0	1	0	0	0%	0%
Sig 53 Shots Fired Calls	2	1	5	2	10	5.3	57	58	54	-2%	6%

BEAT 56

Islands Precinct

Week Ending 11/25/17



	Last 4 Weeks				28 Days Ending 11/25/17	28 Day Average 2016	YTD 2017	YTD 2016	YTD 2015	Change 16 to 17	Change vs. 2015
	Ending 11/04/17	Ending 11/11/17	Ending 11/18/17	Ending 11/25/17							
HOMICIDE	0	0	0	0	0	0.0	1	0	0	1	1
RAPE (11A) *	0	0	0	0	0	0.0	0	0	0	0	0
RAPE (11B & 11C) *	0	0	0	0	0	0.0	0	0	0	0	0
COMMERCIAL ROBBERY	0	0	0	0	0	0.0	0	0	0	0	0
STREET ROBBERY	0	0	0	0	0	0.0	0	0	5	0	-5
RESIDENTIAL ROBBERY	0	0	0	0	0	0.0	1	0	1	1	0
AGG ASSAULT w/ GUN	0	0	0	0	0	0.3	2	4	7	-2	-5
AGG ASSAULT w/o GUN	0	0	0	0	0	0.1	0	1	1	-1	-1
TOTAL VIOLENT	0	0	0	0	0	0.4	4	5	14	-20%	-71%
COMMERCIAL BURGLARY	0	0	0	0	0	0.1	0	1	1	-1	-1
RESIDENTIAL BURGLARY	1	0	0	0	1	1.2	13	15	12	-2	1
SUDDEN SNATCHING	0	0	0	0	0	0.0	0	0	0	0	0
SHOPLIFTING	0	0	0	0	0	0.0	0	0	0	0	0
THEFT FROM VEHICLE	0	0	0	0	0	0.5	3	7	6	-4	-3
THEFT FROM YARD	0	0	0	0	0	0.3	2	3	1	-1	1
THEFT FROM BLDG	0	0	0	0	0	0.2	1	2	5	-1	-4
OTHER LARCENY	0	0	0	0	0	0.2	1	2	1	-1	0
AUTO THEFT	0	0	0	0	0	0.1	3	1	7	2	-4
TOTAL PROPERTY	1	0	0	0	1	2.5	23	31	33	-26%	-30%
TOTAL PART I	1	0	0	0	1	2.9	27	36	47	-25%	-43%

Difference from Last Year -9

Statistics are based on UCR criteria, not GA Criminal Code.

* Rape Code 11A is the historical definition of rape (aka Legacy Rape); Rape Codes 11B and 11C are those moved from Part II to Part I in 2017.

^ Rape Code 11A is the historical definition of rape; Rape Codes 11B and 11C are those moved from Part II to Part I status in accordance with federal mandate.

Shots Fired Calls	Week Ending 11/04/17	Week Ending 11/11/17	Week Ending 11/18/17	Week Ending 11/25/17	28 Days Ending 11/25/17	28 Day Average 2016	YTD 2017	YTD 2016	YTD 2015	Change 16 to 17	Change vs. 2015
53S ShotSpotter Calls	0	0	0	0	0	0.0	0	0	0	0%	0%
Sig 53 Shots Fired Calls	0	1	0	0	1	4.0	32	42	55	-24%	-42%



COMPSTAT WHITEFIELD PRECINCT Week Ending 11/25/17

PRECINCT COMMANDER:
LT. TORRENCE GARVIN



	Week Ending 11/25/17	Week Ending 11/18/17	Weekly Avg 2016	28-Day Ending 11/25/17	28-Day Ending 10/28/17	Avg 28-Day 2016	YTD 2017	YTD 2016	YTD 2015	Change 16 to 17	Change vs. 2015
HOMICIDE	0	0	0	0	1	0	3	3	3	0	0
RAPE (11A) *	0	0	0	0	1	0	4	2	4	2	0
RAPE (11B & 11C) *	0	0	0	0	0	0	5	5	1	0	4
COMMERCIAL ROBBERY	0	0	0	0	0	0	0	2	9	-2	-9
STREET ROBBERY	0	0	0	0	1	1	8	7	6	1	2
RESIDENTIAL ROBBERY	0	0	0	0	1	0	1	2	4	-1	-3
AGG ASSAULT w/ GUN	0	0	0	1	0	1	5	13	9	-8	-4
AGG ASSAULT w/o GUN	1	1	0	2	1	1	8	15	11	-7	-3
TOTAL VIOLENT	1	1	1	3	5	4	34	49	47	-31%	-28%
COMMERCIAL BURGLARY	0	0	0	1	2	2	6	23	8	-17	-2
RESIDENTIAL BURGLARY	3	1	3	10	9	13	110	159	140	-49	-30
SUDDEN SNATCHING	0	0	0	0	0	1	3	7	2	-4	1
SHOPLIFTING	5	0	2	10	12	9	146	100	157	46	-11
THEFT FROM VEHICLE	0	4	3	12	9	11	127	114	108	13	19
THEFT FROM YARD	1	1	1	5	3	5	48	65	49	-17	-1
THEFT FROM BLDG	3	1	1	5	6	6	62	69	65	-7	-3
OTHER LARCENY	0	1	0	1	1	1	25	10	5	15	20
AUTO THEFT	1	0	1	4	3	4	43	46	40	-3	3
TOTAL PROPERTY	13	8	13	48	45	51	570	593	574	-4%	-1%
TOTAL PART I	14	9	14	51	50	56	604	642	621	-6%	-3%

Statistics are based on UCR criteria, not GA Criminal Code.

Difference from Last Year -38

Statistics are preliminary, based on RMS data at the time prepared, and are subject to change due to late reports, reclassifications, updated locations, etc.

Cell Shading: white is within 0.6 standard deviation of the mean; red is above; green is below.

* Rape Code 11A is the historical definition of rape; Rape Codes 11B and 11C are those moved from Part II to Part I status in accordance with federal mandate.

Citizen Initiated Calls	Week Ending 11/25/17	Week Ending 11/18/17	Weekly Avg 2016	28-Day Ending 11/25/17	28-Day Ending 10/28/17	Avg 28-Day 2016	YTD 2017	YTD 2016	YTD 2015	Change 16 to 17	Change vs. 2015
Midnight Shift	28	27	34	112	124	138	892	1640	4496	-748	-3604
Day Shift	84	113	101	428	413	403	3056	4729	4484	-1673	-1428
Afternoon Shift	94	83	102	378	358	407	2915	4815	1529	-1900	1386
TOTAL CITIZEN CFS	206	223	237	918	895	947	6863	11184	10509	-38.6%	-34.7%
53S ShotSpotter Calls	0	0	0	7	0	0	1	0	0	1	1
Sig 53 Shots Fired Calls	4	9	5	36	8	18	103	212	146	-109	-43

BEAT 61

Whitefield Precinct

Week Ending 11/25/17

	Last 4 Weeks				28 Days Ending 11/25/17	28 Day Average 2016	YTD 2017	YTD 2016	YTD 2015	Change 16 to 17	Change vs. 2015
	Ending 11/04/17	Ending 11/11/17	Ending 11/18/17	Ending 11/25/17							
HOMICIDE	0	0	0	0	0	0.0	2	0	1	2	1
RAPE (11A) *	0	0	0	0	0	0.0	0	0	3	0	-3
RAPE (11B & 11C) *	0	0	0	0	0	0.2	0	2	1	-2	-1
COMMERCIAL ROBBERY	0	0	0	0	0	0.1	0	1	1	-1	-1
STREET ROBBERY	0	0	0	0	0	0.2	2	2	4	0	-2
RESIDENTIAL ROBBERY	0	0	0	0	0	0.0	0	0	3	0	-3
AGG ASSAULT w/ GUN	0	0	0	0	0	0.2	1	3	1	-2	0
AGG ASSAULT w/o GUN	0	0	0	0	0	0.5	2	6	4	-4	-2
TOTAL VIOLENT	0	0	0	0	0	1.1	7	14	18	-50%	-61%
COMMERCIAL BURGLARY	0	0	0	0	0	0.8	3	10	3	-7	0
RESIDENTIAL BURGLARY	0	3	0	1	4	4.3	49	53	58	-4	-9
SUDDEN SNATCHING	0	0	0	0	0	0.2	0	2	1	-2	-1
SHOPLIFTING	2	3	0	4	9	7.7	137	85	144	52	-7
THEFT FROM VEHICLE	1	2	1	0	4	5.7	53	61	36	-8	17
THEFT FROM YARD	1	1	0	1	3	2.8	22	37	19	-15	3
THEFT FROM BLDG	0	1	0	2	3	2.8	29	31	33	-2	-4
OTHER LARCENY	0	0	1	0	1	0.8	12	7	2	5	10
AUTO THEFT	1	1	0	1	3	1.4	12	16	12	-4	0
TOTAL PROPERTY	5	11	2	9	27	26.3	317	302	308	5%	3%
TOTAL PART I	5	11	2	9	27	27.5	324	316	326	3%	-1%

Difference from Last Year 8

Statistics are based on UCR criteria, not GA Criminal Code.

* Rape Code 11A is the historical definition of rape (aka Legacy Rape); Rape Codes 11B and 11C are those moved from Part II to Part I in 2017.

^ Rape Code 11A is the historical definition of rape; Rape Codes 11B and 11C are those moved from Part II to Part I status in accordance with federal mandate.

	Week Ending 11/04/17	Week Ending 11/11/17	Week Ending 11/18/17	Week Ending 11/25/17	28 Days Ending 11/25/17	28 Day Average 2016	YTD 2017	YTD 2016	YTD 2015	Change 16 to 17	Change vs. 2015
Shots Fired Calls											
53S ShotSpotter Calls	0	0	0	0	0	0.0	1	0	0	0%	0%
Sig 53 Shots Fired Calls	0	1	4	1	6	4.4	34	113	53	-70%	-36%

BEAT 62 Whitefield Precinct Week Ending 11/25/17

	Last 4 Weeks				28 Days Ending 11/25/17	28 Day Average 2016	YTD 2017	YTD 2016	YTD 2015	Change 16 to 17	Change vs. 2015
	Ending 11/04/17	Ending 11/11/17	Ending 11/18/17	Ending 11/25/17							
HOMICIDE	0	0	0	0	0	0.2	1	3	2	-2	-1
RAPE (11A) *	0	0	0	0	0	0.2	4	2	1	2	3
RAPE (11B & 11C) *	0	0	0	0	0	0.3	5	3	0	2	5
COMMERCIAL ROBBERY	0	0	0	0	0	0.1	0	1	8	-1	-8
STREET ROBBERY	0	0	0	0	0	0.4	6	5	2	1	4
RESIDENTIAL ROBBERY	0	0	0	0	0	0.2	1	2	1	-1	0
AGG ASSAULT w/ GUN	1	0	0	0	1	1.0	4	10	8	-6	-4
AGG ASSAULT w/o GUN	0	0	1	1	2	0.9	6	9	7	-3	-1
TOTAL VIOLENT	1	0	1	1	3	3.2	27	35	29	-23%	-7%
COMMERCIAL BURGLARY	0	1	0	0	1	1.2	3	13	5	-10	-2
RESIDENTIAL BURGLARY	2	1	1	2	6	8.6	61	106	82	-45	-21
SUDDEN SNATCHING	0	0	0	0	0	0.4	3	5	1	-2	2
SHOPLIFTING	0	0	0	1	1	1.3	9	15	13	-6	-4
THEFT FROM VEHICLE	2	3	3	0	8	5.0	74	53	72	21	2
THEFT FROM YARD	1	0	1	0	2	2.3	26	28	30	-2	-4
THEFT FROM BLDG	0	0	1	1	2	3.2	33	38	32	-5	1
OTHER LARCENY	0	0	0	0	0	0.4	13	3	3	10	10
AUTO THEFT	0	1	0	0	1	2.4	31	30	28	1	3
TOTAL PROPERTY	5	6	6	4	21	24.9	253	291	266	-13%	-5%
TOTAL PART I	6	6	7	5	24	28.1	280	326	295	-14%	-5%

Difference from Last Year -46

Statistics are based on UCR criteria, not GA Criminal Code.

* Rape Code 11A is the historical definition of rape (aka Legacy Rape); Rape Codes 11B and 11C are those moved from Part II to Part I in 2017.

^ Rape Code 11A is the historical definition of rape; Rape Codes 11B and 11C are those moved from Part II to Part I status in accordance with federal mandate.

Shots Fired Calls	Week Ending 11/04/17	Week Ending 11/11/17	Week Ending 11/18/17	Week Ending 11/25/17	28 Days Ending 11/25/17	28 Day Average 2016	YTD 2017	YTD 2016	YTD 2015	Change 16 to 17	Change vs. 2015
	53S ShotSpotter Calls	0	0	0	0	0	0.0	0	0	0	0%
Sig 53 Shots Fired Calls	3	4	5	3	15	13.8	69	99	93	-30%	-26%