



COMPSTAT TOTAL JURISDICTION Week Ending 11/11/17

PATROL COMMANDER:
MAJOR RICHARD ZAPAL



	Week Ending 11/11/17	Week Ending 11/04/17	Weekly Avg 2016	28-Day Ending 11/11/17	28-Day Ending 09/17/17	Avg 28-Day 2016	YTD 2017	YTD 2016	YTD 2015	Change 16 to 17	Change vs. 2015
HOMICIDE	0	3	1	4	3	4	33	47	42	-14	-9
RAPE (11A) *	2	0	1	5	6	4	64	47	51	17	13
RAPE (11B & 11C) *	0	1	1	1	1	6	36	59	18	-23	18
COMMERCIAL ROBBERY	4	6	2	14	11	7	101	78	79	23	22
STREET ROBBERY	6	5	8	19	20	30	211	330	306	-119	-95
RESIDENTIAL ROBBERY	0	0	1	2	4	4	23	46	46	-23	-23
AGG ASSAULT w/ GUN	4	1	5	12	11	21	244	236	257	8	-13
AGG ASSAULT w/o GUN	5	10	5	29	26	20	282	223	196	59	86
TOTAL VIOLENT	21	26	24	86	82	96	994	1066	995	-7%	0%
COMMERCIAL BURGLARY	4	2	7	9	25	27	187	311	222	-124	-35
RESIDENTIAL BURGLARY	25	21	29	88	72	115	992	1336	1401	-344	-409
SUDDEN SNATCHING	1	2	2	11	10	9	95	99	74	-4	21
SHOPLIFTING	41	20	31	140	111	126	1510	1392	1553	118	-43
THEFT FROM VEHICLE	32	62	39	176	193	156	1836	1716	1904	120	-68
THEFT FROM YARD	13	12	16	52	55	65	714	768	760	-54	-46
THEFT FROM BLDG	23	20	24	75	74	94	941	1055	1019	-114	-78
OTHER LARCENY	9	1	3	14	14	13	185	122	112	63	73
AUTO THEFT	19	23	18	82	67	73	815	814	934	1	-119
TOTAL PROPERTY	167	163	170	647	621	678	7275	7613	7979	-4%	-9%
TOTAL PART I	188	189	193	733	703	774	8269	8679	8974	-5%	-8%

Difference from Last Year -410

Statistics are based on UCR criteria, not GA Criminal Code.

Statistics are preliminary, based on RMS data at the time prepared, and are subject to change due to late reports, reclassifications, updated locations, etc.

Cell Shading: white is within 0.6 standard deviation of the mean; red is above; green is below.

* Rape Code 11A is the historical definition of rape; Rape Codes 11B and 11C are those moved from Part II to Part I status in accordance with federal mandate.

Citizen Initiated Calls	Ending 11/11/17	Ending 11/04/17	Avg 2016	Ending 11/11/17	Ending 09/17/17	28-Day 2016	YTD 2017	YTD 2016	YTD 2015	Change 16 to 17	Change vs. 2015
Midnight Shift	495	469	534	1925	1905	2136	23736	26800	24461	-3064	-725
Day Shift	1186	1231	1223	4684	4750	4891	57741	63269	57349	-5528	392
Afternoon Shift	1149	1187	1305	4623	4949	5220	60317	67104	60708	-6787	-391
TOTAL CITIZEN CFS	2830	2887	3062	11232	11604	12246	141794	157173	142518	-9.8%	-0.5%
53S ShotSpotter Calls	34	28	23	83	67	92	884	1030	837	-146	47
Sig 53 Shots Fired Calls	46	61	63	179	187	253	2350	2789	2591	-439	-241



Unincorporated Chatham County

Week Ending 11/11/17

PATROL COMMANDER:
MAJOR RICHARD ZAPAL



	Week Ending 11/11/17	Week Ending 11/04/17	Weekly Avg 2016	28-Day Ending 11/11/17	28-Day Ending 09/17/17	Avg 28-Day 2016	YTD 2017	YTD 2016	YTD 2015	Change 16 to 17	Change vs. 2015
HOMICIDE	0	0	0.1	0	0	0.5	5	5	4	0	1
RAPE (11A) *	0	0	0.1	2	0	0.5	12	6	12	6	0
RAPE (11B & 11C) *	0	0	0.3	0	0	1.1	10	12	3	-2	7
COMMERCIAL ROBBERY	0	0	0.2	0	1	0.9	6	12	10	-6	-4
STREET ROBBERY	0	0	0.5	2	1	2.1	20	23	23	-3	-3
RESIDENTIAL ROBBERY	0	0	0.2	1	0	0.8	4	11	6	-7	-2
AGG ASSAULT w/ GUN	0	0	0.8	2	0	3.2	23	35	18	-12	5
AGG ASSAULT w/o GUN	0	2	0.8	2	3	3.1	39	35	25	4	14
TOTAL VIOLENT	0	2	3.0	9	5	12.2	119	139	101	-14%	18%
COMMERCIAL BURGLARY	2	0	0.7	3	2	2.7	21	33	16	-12	5
RESIDENTIAL BURGLARY	7	3	6.7	25	10	26.7	289	313	333	-24	-44
SUDDEN SNATCHING	0	0	0.3	0	0	1.1	5	13	2	-8	3
SHOPLIFTING	5	4	6.1	25	19	24.4	263	274	331	-11	-68
THEFT FROM VEHICLE	11	18	7.1	59	45	28.3	406	313	276	93	130
THEFT FROM YARD	3	2	2.8	12	11	11.1	127	128	115	-1	12
THEFT FROM BLDG	6	2	3.8	14	21	15.1	191	161	151	30	40
OTHER LARCENY	2	0	0.9	2	6	3.7	52	39	25	13	27
AUTO THEFT	2	10	3.0	31	16	12.2	179	132	117	47	62
TOTAL PROPERTY	38	39	31.3	171	130	125.3	1533	1406	1366	9%	12%
TOTAL PART I	38	41	34.4	180	135	137.5	1652	1545	1467	7%	13%

Statistics are based on UCR criteria, not GA Criminal Code.

Difference from Last Year 107

Statistics are preliminary, based on RMS data at the time prepared, and are subject to change due to late reports, reclassifications, updated locations, etc.

Cell Shading: white is within 0.6 standard deviation of the mean; red is above; green is below.

* Rape Code 11A is the historical definition of rape; Rape Codes 11B and 11C are those moved from Part II to Part I status in accordance with federal mandate.

Shots Fired Calls	Week Ending 11/11/17	Week Ending 11/04/17	Weekly Avg 2016	28-Day Ending 11/11/17	28-Day Ending 9/17/17	Avg 28-Day 2016	YTD 2017	YTD 2016	YTD 2015	Change 16 to 17	Change vs. 2015
53S ShotSpotter Calls	0	0	0.0	0	0	0.0	0	0	0	0	0
Sig 53 Shots Fired Calls	12	7	11.3	33	34	45.1	470	494	460	-24	10



City of Savannah Only

Week Ending 11/11/17

PATROL COMMANDER:
MAJOR RICHARD ZAPAL



	Week Ending 11/11/17	Week Ending 11/04/17	Weekly Avg 2016	28-Day Ending 11/11/17	28-Day Ending 09/17/17	Avg 28-Day 2016	YTD 2017	YTD 2016	YTD 2015	Change 16 to 17	Change vs. 2015
HOMICIDE	0	3	1	4	3	3	28	42	38	-14	-10
RAPE (11A) *	2	0	1	3	6	3	52	41	39	11	13
RAPE (11B & 11C) *	0	1	1	1	1	5	26	47	15	-21	11
COMMERCIAL ROBBERY	4	6	1	14	10	6	95	66	69	29	26
STREET ROBBERY	6	5	7	17	19	28	191	307	283	-116	-92
RESIDENTIAL ROBBERY	0	0	1	1	4	3	19	35	40	-16	-21
AGG ASSAULT w/ GUN	4	1	5	10	11	18	221	201	239	20	-18
AGG ASSAULT w/o GUN	5	8	4	27	23	17	243	188	171	55	72
TOTAL VIOLENT	21	24	21	77	77	83	875	927	894	-6%	-2%
COMMERCIAL BURGLARY	2	2	6	6	23	24	166	278	206	-112	-40
RESIDENTIAL BURGLARY	18	18	22	63	62	88	703	1023	1068	-320	-365
SUDDEN SNATCHING	1	2	2	11	10	7	90	86	72	4	18
SHOPLIFTING	36	16	25	115	92	101	1247	1118	1222	129	25
THEFT FROM VEHICLE	21	44	32	117	148	128	1430	1403	1628	27	-198
THEFT FROM YARD	10	10	14	40	44	54	587	640	645	-53	-58
THEFT FROM BLDG	17	18	20	61	53	79	750	894	868	-144	-118
OTHER LARCENY	7	1	2	12	8	9	133	83	87	50	46
AUTO THEFT	17	13	15	51	51	61	636	682	817	-46	-181
TOTAL PROPERTY	129	124	138	476	491	553	5742	6207	6613	-7%	-13%
TOTAL PART I	150	148	159	553	568	636	6617	7134	7507	-7%	-12%

Difference from Last Year -517

Statistics are based on UCR criteria, not GA Criminal Code.

Statistics are preliminary, based on RMS data at the time prepared, and are subject to change due to late reports, reclassifications, updated locations, etc.

Cell Shading: white is within 0.6 standard deviation of the mean; red is above; green is below.

* Rape Code 11A is the historical definition of rape; Rape Codes 11B and 11C are those moved from Part II to Part I status in accordance with federal mandate.

Shots Fired Calls	Week Ending 11/11/17	Week Ending 11/04/17	Weekly Avg 2016	28-Day Ending 11/11/17	28-Day Ending 9/17/17	Avg 28-Day 2016	YTD 2017	YTD 2016	YTD 2015	Change 16 to 17	Change vs. 2015
53S ShotSpotter Calls	34	28	22.9	83	67	91.7	884	1030	837	-146	47
Sig 53 Shots Fired Calls	34	54	52.0	146	153	207.9	1880	2295	2131	-415	-251



COMPSTAT WEST CHATHAM PRECINCT Week Ending 11/11/17

PRECINCT COMMANDER:
CAPT. JOHN BEST



	Week Ending 11/11/17	Week Ending 11/04/17	Weekly Avg 2016	28-Day Ending 11/11/17	28-Day Ending 09/17/17	Avg 28-Day 2016	YTD 2017	YTD 2016	YTD 2015	Change 16 to 17	Change vs. 2015
HOMICIDE	0	0	0	0	0	0	3	4	4	-1	-1
RAPE (11A) *	1	0	0	2	1	1	14	10	12	4	2
RAPE (11B & 11C) *	0	0	0	0	0	1	5	15	4	-10	1
COMMERCIAL ROBBERY	1	1	0	2	2	1	13	15	14	-2	-1
STREET ROBBERY	2	0	1	3	1	3	23	31	24	-8	-1
RESIDENTIAL ROBBERY	0	0	0	0	0	1	3	17	7	-14	-4
AGG ASSAULT w/ GUN	0	0	1	2	1	4	40	41	23	-1	17
AGG ASSAULT w/o GUN	1	2	1	4	4	4	52	45	37	7	15
TOTAL VIOLENT	5	3	4	13	9	16	153	178	125	-14%	22%
COMMERCIAL BURGLARY	2	1	1	3	4	5	51	57	63	-6	-12
RESIDENTIAL BURGLARY	8	8	6	22	9	22	227	259	297	-32	-70
SUDDEN SNATCHING	0	0	0	0	0	1	7	10	4	-3	3
SHOPLIFTING	2	1	3	7	9	14	140	156	174	-16	-34
THEFT FROM VEHICLE	8	17	7	47	50	29	370	324	334	46	36
THEFT FROM YARD	0	1	3	4	14	10	135	117	137	18	-2
THEFT FROM BLDG	6	1	4	11	20	16	209	162	182	47	27
OTHER LARCENY	3	0	1	4	3	4	42	33	23	9	19
AUTO THEFT	2	10	4	26	28	16	212	177	198	35	14
TOTAL PROPERTY	31	39	29	124	137	118	1393	1295	1412	8%	-1%
TOTAL PART I	36	42	33	137	146	134	1546	1473	1537	5%	1%

Difference from Last Year 73

Statistics are based on UCR criteria, not GA Criminal Code.

Statistics are preliminary, based on RMS data at the time prepared, and are subject to change due to late reports, reclassifications, updated locations, etc.

Cell Shading: white is within 0.6 standard deviation of the mean; red is above; green is below.

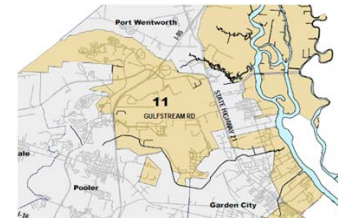
* Rape Code 11A is the historical definition of rape; Rape Codes 11B and 11C are those moved from Part II to Part I status in accordance with federal mandate.

Citizen Initiated Calls	Week Ending 11/11/17	Week Ending 11/04/17	Weekly Avg 2016	28-Day Ending 11/11/17	28-Day Ending 9/17/17	Avg 28-Day 2016	YTD 2017	YTD 2016	YTD 2015	Change 16 to 17	Change vs. 2015
Midnight Shift	115	109	114	461	490	455	5145	5213	5160	-68	-15
Day Shift	268	307	282	1085	1221	1127	12537	12927	12698	-390	-161
Afternoon Shift	290	273	294	1153	1233	1177	13211	13356	13257	-145	-46
TOTAL CITIZEN CFS	673	673	690	2699	2944	2758	30893	31496	31115	-1.9%	-0.7%
53S ShotSpotter Calls	0	0	0	0	0	0	0	0	0	0	0
Sig 53 Shots Fired Calls	9	9	10	33	33	38	389	416	401	-27	-12

BEAT 11

West Chatham Precinct

Week Ending 11/11/17



	Last 4 Weeks				28 Days Ending 11/11/17	28 Day Average 2016	YTD 2017	YTD 2016	YTD 2015	Change 16 to 17	Change vs. 2015
	Ending 10/21/17	Ending 10/28/17	Ending 11/04/17	Ending 11/11/17							
HOMICIDE	0	0	0	0	0	0.0	0	0	0	0	0
RAPE (11A) *	0	0	0	0	0	0.1	1	1	1	0	0
RAPE (11B & 11C) *	0	0	0	0	0	0.1	1	1	1	0	0
COMMERCIAL ROBBERY	0	0	0	0	0	0.3	2	3	3	-1	-1
STREET ROBBERY	0	0	0	0	0	0.2	2	2	4	0	-2
RESIDENTIAL ROBBERY	0	0	0	0	0	0.1	0	1	0	-1	0
AGG ASSAULT w/ GUN	0	0	0	0	0	0.1	5	1	1	4	4
AGG ASSAULT w/o GUN	0	0	0	0	0	0.5	4	5	1	-1	3
TOTAL VIOLENT	0	0	0	0	0	1.3	15	14	11	7%	36%
COMMERCIAL BURGLARY	0	0	0	0	0	0.4	10	5	13	5	-3
RESIDENTIAL BURGLARY	1	0	0	1	2	1.1	20	12	20	8	0
SUDDEN SNATCHING	0	0	0	0	0	0.1	1	1	0	0	1
SHOPLIFTING	0	0	0	0	0	0.2	7	2	1	5	6
THEFT FROM VEHICLE	2	3	0	2	7	3.5	47	35	37	12	10
THEFT FROM YARD	0	0	0	0	0	1.9	26	24	21	2	5
THEFT FROM BLDG	1	0	0	0	1	3.3	54	35	49	19	5
OTHER LARCENY	0	0	0	1	1	0.7	6	7	2	-1	4
AUTO THEFT	0	1	1	0	2	2.2	25	23	31	2	-6
TOTAL PROPERTY	4	4	1	4	13	13.4	196	144	174	36%	13%
TOTAL PART I	4	4	1	4	13	14.7	211	158	185	34%	14%

Difference from Last Year 53

Statistics are based on UCR criteria, not GA Criminal Code.

* Rape Code 11A is the historical definition of rape (aka Legacy Rape); Rape Codes 11B and 11C are those moved from Part II to Part I in 2017.

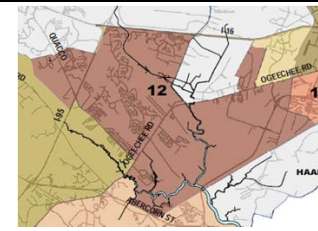
* Rape Code 11A is the historical definition of rape; Rape Codes 11B and 11C are those moved from Part II to Part I status in accordance with federal mandate.

Shots Fired Calls	Week Ending 10/21/17	Week Ending 10/28/17	Week Ending 11/04/17	Week Ending 11/11/17	28 Days Ending 11/11/17	28 Day Average 2016	YTD 2017	YTD 2016	YTD 2015	Change 16 to 17	Change vs. 2015
53S ShotSpotter Calls	0	0	0	0	0	0.0	0	0	0	0%	0%
Sig 53 Shots Fired Calls	3	0	1	1	5	1.6	23	15	33	53%	-30%

BEAT 12

West Chatham Precinct

Week Ending 11/11/17



	Last 4 Weeks				28 Days Ending 11/11/17	28 Day Average 2016	YTD 2017	YTD 2016	YTD 2015	Change 16 to 17	Change vs. 2015
	Ending 10/21/17	Ending 10/28/17	Ending 11/04/17	Ending 11/11/17							
HOMICIDE	0	0	0	0	0	0.1	1	1	0	0	1
RAPE (11A) *	0	1	0	0	1	0.2	5	1	3	4	2
RAPE (11B & 11C) *	0	0	0	0	0	0.6	1	7	1	-6	0
COMMERCIAL ROBBERY	0	0	0	1	1	0.3	2	4	1	-2	1
STREET ROBBERY	0	0	0	1	1	0.6	4	6	6	-2	-2
RESIDENTIAL ROBBERY	0	0	0	0	0	0.3	1	4	1	-3	0
AGG ASSAULT w/ GUN	1	0	0	0	1	0.7	10	8	2	2	8
AGG ASSAULT w/o GUN	1	0	1	0	2	0.8	16	9	10	7	6
TOTAL VIOLENT	2	1	1	2	6	3.6	40	40	24	0%	67%
COMMERCIAL BURGLARY	0	0	0	0	0	0.5	2	5	6	-3	-4
RESIDENTIAL BURGLARY	1	0	3	4	8	7.1	57	89	105	-32	-48
SUDDEN SNATCHING	0	0	0	0	0	0.3	0	3	0	-3	0
SHOPLIFTING	0	0	0	1	1	2.9	19	32	23	-13	-4
THEFT FROM VEHICLE	1	1	4	0	6	8.6	95	98	93	-3	2
THEFT FROM YARD	1	0	0	0	1	2.6	24	32	32	-8	-8
THEFT FROM BLDG	0	1	0	1	2	2.7	39	29	30	10	9
OTHER LARCENY	0	0	0	1	1	0.9	7	8	4	-1	3
AUTO THEFT	1	1	2	1	5	4.0	31	40	54	-9	-23
TOTAL PROPERTY	4	3	9	8	24	29.5	274	336	347	-18%	-21%
TOTAL PART I	6	4	10	10	30	33.1	314	376	371	-16%	-15%

Difference from Last Year -62

Statistics are based on UCR criteria, not GA Criminal Code.

* Rape Code 11A is the historical definition of rape (aka Legacy Rape); Rape Codes 11B and 11C are those moved from Part II to Part I in 2017.

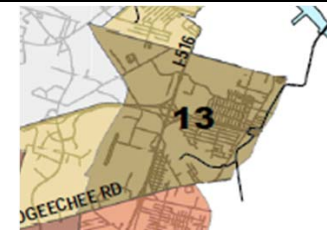
* Rape Code 11A is the historical definition of rape; Rape Codes 11B and 11C are those moved from Part II to Part I status in accordance with federal mandate.

Shots Fired Calls	Week Ending 10/21/17	Week Ending 10/28/17	Week Ending 11/04/17	Week Ending 11/11/17	28 Days Ending 11/11/17	28 Day Average 2016	YTD 2017	YTD 2016	YTD 2015	Change 16 to 17	Change vs. 2015
53S ShotSpotter Calls	0	0	0	0	0	0.0	0	0	0	0%	0%
Sig 53 Shots Fired Calls	1	0	0	3	4	6.5	79	73	62	8%	27%

BEAT 13

West Chatham Precinct

Week Ending 11/11/17



	Last 4 Weeks				28 Days Ending 11/11/17	28 Day Average 2016	YTD 2017	YTD 2016	YTD 2015	Change 16 to 17	Change vs. 2015
	Ending 10/21/17	Ending 10/28/17	Ending 11/04/17	Ending 11/11/17							
HOMICIDE	0	0	0	0	0	0.1	1	0	3	1	-2
RAPE (11A) *	0	0	0	0	0	0.4	3	4	1	-1	2
RAPE (11B & 11C) *	0	0	0	0	0	0.1	0	1	0	-1	0
COMMERCIAL ROBBERY	0	0	0	0	0	0.2	3	1	3	2	0
STREET ROBBERY	0	0	0	1	1	0.8	6	6	4	0	2
RESIDENTIAL ROBBERY	0	0	0	0	0	0.2	1	2	2	-1	-1
AGG ASSAULT w/ GUN	0	1	0	0	1	1.2	9	14	8	-5	1
AGG ASSAULT w/o GUN	0	0	0	0	0	0.8	13	10	11	3	2
TOTAL VIOLENT	0	1	0	1	2	3.6	36	38	32	-5%	13%
COMMERCIAL BURGLARY	0	0	0	1	1	1.1	21	13	20	8	1
RESIDENTIAL BURGLARY	3	1	1	1	6	3.1	34	37	45	-3	-11
SUDDEN SNATCHING	0	0	0	0	0	0.3	2	1	4	1	-2
SHOPLIFTING	0	1	0	0	1	1.6	21	19	6	2	15
THEFT FROM VEHICLE	2	0	2	0	4	4.2	41	51	57	-10	-16
THEFT FROM YARD	1	1	1	0	3	1.9	24	20	24	4	0
THEFT FROM BLDG	0	0	0	1	1	2.1	18	23	23	-5	-5
OTHER LARCENY	0	1	0	0	1	0.1	6	1	3	5	3
AUTO THEFT	1	0	2	1	4	2.7	38	28	30	10	8
TOTAL PROPERTY	7	4	6	4	21	17.1	205	193	212	6%	-3%
TOTAL PART I	7	5	6	5	23	20.7	241	231	244	4%	-1%

Difference from Last Year 10

Statistics are based on UCR criteria, not GA Criminal Code.

* Rape Code 11A is the historical definition of rape (aka Legacy Rape); Rape Codes 11B and 11C are those moved from Part II to Part I in 2017.

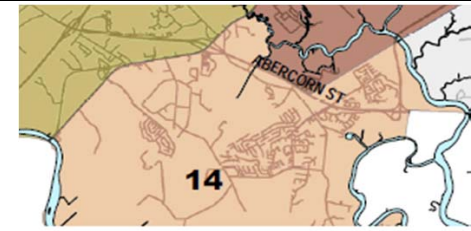
* Rape Code 11A is the historical definition of rape; Rape Codes 11B and 11C are those moved from Part II to Part I status in accordance with federal mandate.

Shots Fired Calls	Week Ending 10/21/17	Week Ending 10/28/17	Week Ending 11/04/17	Week Ending 11/11/17	28 Days Ending 11/11/17	28 Day Average 2016	YTD 2017	YTD 2016	YTD 2017	Change 16 to 17	Change vs. 2015
53S ShotSpotter Calls	0	0	0	0	0	0.2	0	0	0	0%	0%
Sig 53 Shots Fired Calls	2	0	4	0	6	8.6	71	92	85	-23%	-16%

BEAT 14

West Chatham Precinct

Week Ending 11/11/17



	Last 4 Weeks				28 Days Ending 11/11/17	28 Day Average 2016	YTD 2017	YTD 2016	YTD 2015	Change 16 to 17	Change vs. 2015
	Ending 10/21/17	Ending 10/28/17	Ending 11/04/17	Ending 11/11/17							
HOMICIDE	0	0	0	0	0	0.2	0	1	1	-1	-1
RAPE (11A) *	0	0	0	0	0	0.0	2	0	4	2	-2
RAPE (11B & 11C) *	0	0	0	0	0	0.2	1	2	1	-1	0
COMMERCIAL ROBBERY	0	0	0	0	0	0.2	4	2	1	2	3
STREET ROBBERY	0	1	0	0	1	0.4	3	4	1	-1	2
RESIDENTIAL ROBBERY	0	0	0	0	0	0.2	0	2	0	-2	0
AGG ASSAULT w/ GUN	0	0	0	0	0	0.2	7	2	0	5	7
AGG ASSAULT w/o GUN	0	0	1	1	2	0.5	6	4	1	2	5
TOTAL VIOLENT	0	1	1	1	3	1.6	23	17	9	35%	156%
COMMERCIAL BURGLARY	0	0	0	0	0	0.9	8	7	7	1	1
RESIDENTIAL BURGLARY	0	0	2	0	2	4.0	56	46	37	10	19
SUDDEN SNATCHING	0	0	0	0	0	0.1	0	1	0	-1	0
SHOPLIFTING	0	0	0	1	1	0.7	13	8	6	5	7
THEFT FROM VEHICLE	3	0	8	3	14	3.7	83	37	49	46	34
THEFT FROM YARD	0	0	0	0	0	1.6	21	19	21	2	0
THEFT FROM BLDG	0	0	1	0	1	1.8	31	15	32	16	-1
OTHER LARCENY	0	0	0	1	1	1.2	11	10	10	1	1
AUTO THEFT	2	2	1	0	5	2.6	31	30	31	1	0
TOTAL PROPERTY	5	2	12	5	24	16.5	254	173	193	47%	32%
TOTAL PART I	5	3	13	6	27	18.1	277	190	202	46%	37%

Difference from Last Year 87

Statistics are based on UCR criteria, not GA Criminal Code.

* Rape Code 11A is the historical definition of rape (aka Legacy Rape); Rape Codes 11B and 11C are those moved from Part II to Part I in 2017.

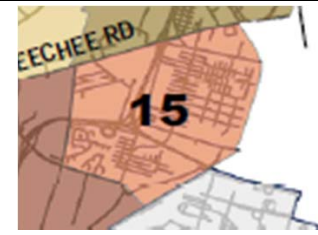
* Rape Code 11A is the historical definition of rape; Rape Codes 11B and 11C are those moved from Part II to Part I status in accordance with federal mandate.

Shots Fired Calls	Week Ending 10/21/17	Week Ending 10/28/17	Week Ending 11/04/17	Week Ending 11/11/17	28 Days Ending 11/11/17	28 Day Average 2016	YTD 2017	YTD 2016	YTD 2015	Change 16 to 17	Change vs. 2015
53S ShotSpotter Calls	0	0	0	0	0	0.0	0	0	0	0%	0%
Sig 53 Shots Fired Calls	1	1	2	3	7	7.4	87	76	82	14%	6%

BEAT 15

West Chatham Precinct

Week Ending 11/11/17



	Last 4 Weeks				28 Days Ending 11/11/17	28 Day Average 2016	YTD 2017	YTD 2016	YTD 2015	Change 16 to 17	Change vs. 2015
	Ending 10/21/17	Ending 10/28/17	Ending 11/04/17	Ending 11/11/17							
HOMICIDE	0	0	0	0	0	0.2	0	2	0	-2	0
RAPE (11A) *	0	0	0	1	1	0.2	1	2	2	-1	-1
RAPE (11B & 11C) *	0	0	0	0	0	0.4	0	4	0	-4	0
COMMERCIAL ROBBERY	0	0	1	0	1	0.5	1	4	2	-3	-1
STREET ROBBERY	0	0	0	0	0	0.7	4	8	5	-4	-1
RESIDENTIAL ROBBERY	0	0	0	0	0	0.3	0	4	1	-4	-1
AGG ASSAULT w/ GUN	0	0	0	0	0	0.9	8	10	11	-2	-3
AGG ASSAULT w/o GUN	0	0	0	0	0	0.9	5	11	6	-6	-1
TOTAL VIOLENT	0	0	1	1	2	4.0	19	45	27	-58%	-30%
COMMERCIAL BURGLARY	0	0	1	0	1	1.3	5	16	13	-11	-8
RESIDENTIAL BURGLARY	0	0	0	1	1	3.9	40	43	54	-3	-14
SUDDEN SNATCHING	0	0	0	0	0	0.2	2	3	0	-1	2
SHOPLIFTING	0	0	0	0	0	1.5	9	16	8	-7	1
THEFT FROM VEHICLE	2	2	1	1	6	2.9	35	35	47	0	-12
THEFT FROM YARD	0	0	0	0	0	1.0	16	10	10	6	6
THEFT FROM BLDG	1	0	0	2	3	2.2	28	26	14	2	14
OTHER LARCENY	0	0	0	0	0	0.3	5	4	0	1	5
AUTO THEFT	1	0	2	0	3	1.9	33	22	28	11	5
TOTAL PROPERTY	4	2	4	4	14	15.2	173	175	174	-1%	-1%
TOTAL PART I	4	2	5	5	16	19.2	192	220	201	-13%	-4%

Difference from Last Year -28

Statistics are based on UCR criteria, not GA Criminal Code.

* Rape Code 11A is the historical definition of rape (aka Legacy Rape); Rape Codes 11B and 11C are those moved from Part II to Part I in 2017.

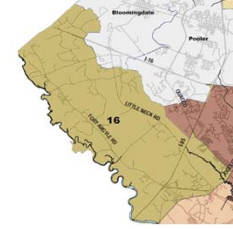
* Rape Code 11A is the historical definition of rape; Rape Codes 11B and 11C are those moved from Part II to Part I status in accordance with federal mandate.

Shots Fired Calls	Week Ending 10/21/17	Week Ending 10/28/17	Week Ending 11/04/17	Week Ending 11/11/17	28 Days Ending 11/11/17	28 Day Average 2016	YTD 2017	YTD 2016	YTD 2015	Change 16 to 17	Change vs. 2015
53S ShotSpotter Calls	0	0	0	0	0	0.0	0	0	0	0%	0%
Sig 53 Shots Fired Calls	1	2	0	2	5	8.2	62	92	94	-33%	-34%

BEAT 16

West Chatham Precinct

Week Ending 11/11/17



	Last 4 Weeks				28 Days Ending 11/11/17	28 Day Average 2016	YTD 2017	YTD 2016	YTD 2015	Change 16 to 17	Change vs. 2015
	Ending 10/21/17	Ending 10/28/17	Ending 11/04/17	Ending 11/11/17							
HOMICIDE	0	0	0	0	0	0.0	1	0	0	1	1
RAPE (11A) *	0	0	0	0	0	0.2	2	2	1	0	1
RAPE (11B & 11C) *	0	0	0	0	0	0.0	2	0	1	2	1
COMMERCIAL ROBBERY	0	0	0	0	0	0.1	1	1	4	0	-3
STREET ROBBERY	0	0	0	0	0	0.4	4	5	4	-1	0
RESIDENTIAL ROBBERY	0	0	0	0	0	0.4	1	4	3	-3	-2
AGG ASSAULT w/ GUN	0	0	0	0	0	0.5	1	6	1	-5	0
AGG ASSAULT w/o GUN	0	0	0	0	0	0.5	8	6	8	2	0
TOTAL VIOLENT	0	0	0	0	0	1.9	20	24	22	-17%	-9%
COMMERCIAL BURGLARY	0	0	0	1	1	0.9	5	11	4	-6	1
RESIDENTIAL BURGLARY	0	0	2	1	3	3.1	20	32	36	-12	-16
SUDDEN SNATCHING	0	0	0	0	0	0.1	2	1	0	1	2
SHOPLIFTING	1	2	1	0	4	7.0	71	79	130	-8	-59
THEFT FROM VEHICLE	2	4	2	2	10	6.3	69	68	51	1	18
THEFT FROM YARD	0	0	0	0	0	1.4	24	12	29	12	-5
THEFT FROM BLDG	0	1	0	2	3	3.7	39	34	34	5	5
OTHER LARCENY	0	0	0	0	0	0.5	7	3	4	4	3
AUTO THEFT	2	3	2	0	7	3.0	54	34	24	20	30
TOTAL PROPERTY	5	10	7	6	28	25.9	291	274	312	6%	-7%
TOTAL PART I	5	10	7	6	28	27.8	311	298	334	4%	-7%

Difference from Last Year 13

Statistics are based on UCR criteria, not GA Criminal Code.

* Rape Code 11A is the historical definition of rape (aka Legacy Rape); Rape Codes 11B and 11C are those moved from Part II to Part I in 2017.

* Rape Code 11A is the historical definition of rape; Rape Codes 11B and 11C are those moved from Part II to Part I status in accordance with federal mandate.

	Week Ending 10/21/17	Week Ending 10/28/17	Week Ending 11/04/17	Week Ending 11/11/17	28 Days Ending 11/11/17	28 Day Average 2016	YTD 2017	YTD 2016	YTD 2015	Change 16 to 17	Change vs. 2015
Shots Fired Calls											
53S ShotSpotter Calls	0	0	0	0	0	0.0	0	0	0	0%	0%
Sig 53 Shots Fired Calls	4	0	2	0	6	6.1	67	68	45	-1%	49%



COMPSTAT DOWNTOWN PRECINCT Week Ending 11/11/17

PRECINCT COMMANDER:
CAPT. CARY HILL



	Week Ending 11/11/17	Week Ending 11/04/17	Weekly Avg 2016	28-Day Ending 11/11/17	28-Day Ending 09/17/17	Avg 28-Day 2016	YTD 2017	YTD 2016	YTD 2015	Change 16 to 17	Change vs. 2015
HOMICIDE	0	1	0	1	0	0	4	5	9	-1	-5
RAPE (11A) *	0	0	0	0	2	1	17	10	16	7	1
RAPE (11B & 11C) *	0	0	0	0	0	1	6	13	3	-7	3
COMMERCIAL ROBBERY	0	0	0	0	2	1	10	7	11	3	-1
STREET ROBBERY	1	0	3	4	9	13	76	148	103	-72	-27
RESIDENTIAL ROBBERY	0	0	0	0	0	0	3	6	9	-3	-6
AGG ASSAULT w/ GUN	1	0	1	3	0	6	43	62	47	-19	-4
AGG ASSAULT w/o GUN	4	2	1	11	9	5	82	58	42	24	40
TOTAL VIOLENT	6	3	7	19	22	27	241	309	240	-22%	0%
COMMERCIAL BURGLARY	0	0	1	0	2	5	28	60	25	-32	3
RESIDENTIAL BURGLARY	1	2	3	9	11	11	79	128	126	-49	-47
SUDDEN SNATCHING	1	1	1	5	3	4	45	47	35	-2	10
SHOPLIFTING	2	3	5	15	13	19	183	208	232	-25	-49
THEFT FROM VEHICLE	2	8	11	21	45	42	371	465	354	-94	17
THEFT FROM YARD	3	0	4	7	13	16	170	185	196	-15	-26
THEFT FROM BLDG	5	5	5	15	9	21	175	247	195	-72	-20
OTHER LARCENY	1	0	1	2	1	2	31	23	17	8	14
AUTO THEFT	2	3	4	10	6	16	134	177	180	-43	-46
TOTAL PROPERTY	17	22	34	84	103	136	1216	1540	1360	-21%	-11%
TOTAL PART I	23	25	41	103	125	163	1457	1849	1600	-21%	-9%

Statistics are based on UCR criteria, not GA Criminal Code.

Difference from Last Year -392

Statistics are preliminary, based on RMS data at the time prepared, and are subject to change due to late reports, reclassifications, updated locations, etc.

Cell Shading: white is within 0.6 standard deviation of the mean; red is above; green is below.

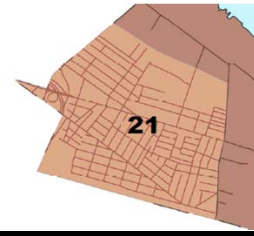
* Rape Code 11A is the historical definition of rape; Rape Codes 11B and 11C are those moved from Part II to Part I status in accordance with federal mandate.

Citizen Initiated Calls	Week Ending 11/11/17	Week Ending 11/04/17	Weekly Avg 2016	28-Day Ending 11/11/17	28-Day Ending 9/17/17	Avg 28-Day 2016	YTD 2017	YTD 2016	YTD 2015	Change 16 to 17	Change vs. 2015
Midnight Shift	104	115	121	428	420	484	4901	5390	5276	-489	-375
Day Shift	204	183	233	779	888	931	9437	9964	10037	-527	-600
Afternoon Shift	197	212	252	842	953	1010	10156	10996	10909	-840	-753
TOTAL CITIZEN CFS	505	510	606	2049	2261	2425	24494	26350	26222	-7.0%	-6.6%
53S ShotSpotter Calls	13	5	8	25	20	30	244	338	247	-94	-3
Sig 53 Shots Fired Calls	4	6	11	25	32	43	358	488	363	-130	-5

BEAT 21

Downtown Precinct

Week Ending 11/11/17



	Last 4 Weeks				28 Days Ending 11/11/17	28 Day Average 2016	YTD 2017	YTD 2016	YTD 2015	Change 16 to 17	Change vs. 2015
	Ending 10/21/17	Ending 10/28/17	Ending 11/04/17	Ending 11/11/17							
HOMICIDE	0	0	0	0	0	0.2	0	2	2	-2	-2
RAPE (11A) *	0	0	0	0	0	0.1	1	1	2	0	-1
RAPE (11B & 11C) *	0	0	0	0	0	0.1	1	1	1	0	0
COMMERCIAL ROBBERY	0	0	0	0	0	0.3	2	4	3	-2	-1
STREET ROBBERY	0	0	0	0	0	0.7	7	8	11	-1	-4
RESIDENTIAL ROBBERY	0	0	0	0	0	0.1	0	1	3	-1	-3
AGG ASSAULT w/ GUN	2	0	0	1	3	1.1	21	10	12	11	9
AGG ASSAULT w/o GUN	1	1	0	1	3	1.4	17	15	9	2	8
TOTAL VIOLENT	3	1	0	2	6	3.9	49	42	43	17%	14%
COMMERCIAL BURGLARY	0	0	0	0	0	0.7	4	8	2	-4	2
RESIDENTIAL BURGLARY	0	1	0	0	1	1.9	21	24	40	-3	-19
SUDDEN SNATCHING	0	0	0	0	0	0.1	1	1	1	0	0
SHOPLIFTING	2	0	2	0	4	2.1	34	21	27	13	7
THEFT FROM VEHICLE	2	1	0	0	3	2.5	25	27	41	-2	-16
THEFT FROM YARD	0	0	0	0	0	1.7	10	18	11	-8	-1
THEFT FROM BLDG	1	0	0	0	1	2.0	20	24	23	-4	-3
OTHER LARCENY	0	0	0	0	0	0.2	1	2	1	-1	0
AUTO THEFT	0	0	0	0	0	2.5	24	29	37	-5	-13
TOTAL PROPERTY	5	2	2	0	9	13.6	140	154	183	-9%	-23%
TOTAL PART I	8	3	2	2	15	17.5	189	196	226	-4%	-16%

Difference from Last Year -7

Statistics are based on UCR criteria, not GA Criminal Code.

* Rape Code 11A is the historical definition of rape (aka Legacy Rape); Rape Codes 11B and 11C are those moved from Part II to Part I in 2017.

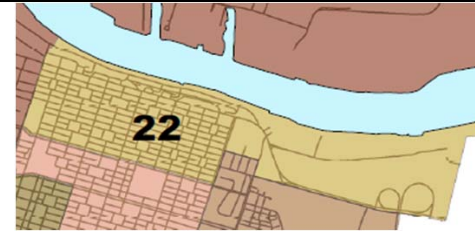
* Rape Code 11A is the historical definition of rape; Rape Codes 11B and 11C are those moved from Part II to Part I status in accordance with federal mandate.

Shots Fired Calls	Week Ending 10/21/17	Week Ending 10/28/17	Week Ending 11/04/17	Week Ending 11/11/17	28 Days Ending 11/11/17	28 Day Average 2016	YTD 2017	YTD 2016	YTD 2015	Change 16 to 17	Change vs. 2015
53S ShotSpotter Calls	0	0	0	0	0	0.0	0	0	0	0%	0%
Sig 53 Shots Fired Calls	7	4	3	1	15	9.3	93	102	78	-9%	19%

BEAT 22

Downtown Precinct

Week Ending 11/11/17



	Last 4 Weeks				28 Days Ending 11/11/17	28 Day Average 2016	YTD 2017	YTD 2016	YTD 2015	Change 16 to 17	Change vs. 2015
	Ending 10/21/17	Ending 10/28/17	Ending 11/04/17	Ending 11/11/17							
HOMICIDE	0	0	0	0	0	0.0	0	0	1	0	-1
RAPE (11A) *	0	0	0	0	0	0.4	8	5	5	3	3
RAPE (11B & 11C) *	0	0	0	0	0	0.2	1	2	0	-1	1
COMMERCIAL ROBBERY	0	0	0	0	0	0.1	3	1	2	2	1
STREET ROBBERY	0	0	0	1	1	3.4	13	36	27	-23	-14
RESIDENTIAL ROBBERY	0	0	0	0	0	0.0	0	0	0	0	0
AGG ASSAULT w/ GUN	0	0	0	0	0	0.6	5	6	5	-1	0
AGG ASSAULT w/o GUN	1	1	0	2	4	0.9	20	9	8	11	12
TOTAL VIOLENT	1	1	0	3	5	5.6	50	59	48	-15%	4%
COMMERCIAL BURGLARY	0	0	0	0	0	0.8	11	10	7	1	4
RESIDENTIAL BURGLARY	0	0	0	0	0	0.5	0	7	0	-7	0
SUDDEN SNATCHING	1	0	0	0	1	2.9	28	32	17	-4	11
SHOPLIFTING	1	0	0	0	1	3.0	32	34	25	-2	7
THEFT FROM VEHICLE	1	0	2	0	3	10.9	58	114	60	-56	-2
THEFT FROM YARD	1	0	0	1	2	3.1	37	40	49	-3	-12
THEFT FROM BLDG	2	1	3	1	7	8.0	65	92	64	-27	1
OTHER LARCENY	0	0	0	0	0	0.4	4	3	1	1	3
AUTO THEFT	1	1	1	0	3	3.1	21	34	20	-13	1
TOTAL PROPERTY	7	2	6	2	17	32.7	256	366	243	-30%	5%
TOTAL PART I	8	3	6	5	22	38.3	306	425	291	-28%	5%

Difference from Last Year -119

Statistics are based on UCR criteria, not GA Criminal Code.

* Rape Code 11A is the historical definition of rape (aka Legacy Rape); Rape Codes 11B and 11C are those moved from Part II to Part I in 2017.

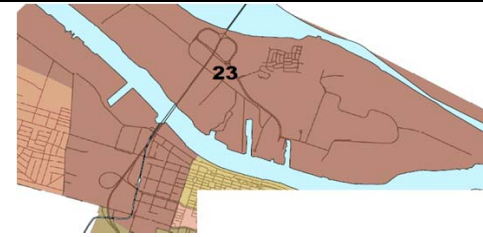
* Rape Code 11A is the historical definition of rape; Rape Codes 11B and 11C are those moved from Part II to Part I status in accordance with federal mandate.

Shots Fired Calls	Week Ending 10/21/17	Week Ending 10/28/17	Week Ending 11/04/17	Week Ending 11/11/17	28 Days Ending 11/11/17	28 Day Average 2016	YTD 2017	YTD 2016	YTD 2015	Change 16 to 17	Change vs. 2015
53S ShotSpotter Calls	0	2	0	4	6	1.2	17	13	9	0%	0%
Sig 53 Shots Fired Calls	0	0	0	0	0	1.8	17	20	27	-15%	-37%

BEAT 23

Downtown Precinct

Week Ending 11/11/17



	Last 4 Weeks				28 Days Ending 11/11/17	28 Day Average 2016	YTD 2017	YTD 2016	YTD 2015	Change 16 to 17	Change vs. 2015
	Ending 10/21/17	Ending 10/28/17	Ending 11/04/17	Ending 11/11/17							
HOMICIDE	0	0	0	0	0	0.0	2	0	2	2	0
RAPE (11A) *	0	0	0	0	0	0.1	2	1	2	1	0
RAPE (11B & 11C) *	0	0	0	0	0	0.0	2	0	0	2	2
COMMERCIAL ROBBERY	0	0	0	0	0	0.0	0	0	0	0	0
STREET ROBBERY	1	0	0	0	1	1.7	8	17	17	-9	-9
RESIDENTIAL ROBBERY	0	0	0	0	0	0.2	0	2	2	-2	-2
AGG ASSAULT w/ GUN	0	0	0	0	0	0.6	3	7	9	-4	-6
AGG ASSAULT w/o GUN	0	0	2	0	2	0.8	13	9	5	4	8
TOTAL VIOLENT	1	0	2	0	3	3.3	30	36	37	-17%	-19%
COMMERCIAL BURGLARY	0	0	0	0	0	0.1	2	1	0	1	2
RESIDENTIAL BURGLARY	1	0	0	0	1	1.3	6	14	12	-8	-6
SUDDEN SNATCHING	0	0	1	0	1	0.4	6	5	3	1	3
SHOPLIFTING	0	0	0	0	0	2.0	10	23	27	-13	-17
THEFT FROM VEHICLE	0	0	1	0	1	4.4	38	50	46	-12	-8
THEFT FROM YARD	0	0	0	1	1	1.7	14	18	13	-4	1
THEFT FROM BLDG	0	0	0	1	1	3.1	21	36	25	-15	-4
OTHER LARCENY	0	0	0	0	0	0.3	1	2	1	-1	0
AUTO THEFT	1	0	1	0	2	2.0	6	22	20	-16	-14
TOTAL PROPERTY	2	0	3	2	7	15.3	104	171	147	-39%	-29%
TOTAL PART I	3	0	5	2	10	18.6	134	207	184	-35%	-27%

Difference from Last Year -73

Statistics are based on UCR criteria, not GA Criminal Code.

* Rape Code 11A is the historical definition of rape (aka Legacy Rape); Rape Codes 11B and 11C are those moved from Part II to Part I in 2017.

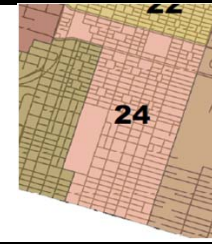
* Rape Code 11A is the historical definition of rape; Rape Codes 11B and 11C are those moved from Part II to Part I status in accordance with federal mandate.

Shots Fired Calls	Week Ending 10/21/17	Week Ending 10/28/17	Week Ending 11/04/17	Week Ending 11/11/17	28 Days Ending 11/11/17	28 Day Average 2016	YTD 2017	YTD 2016	YTD 2015	Change 16 to 17	Change vs. 2015
53S ShotSpotter Calls	0	0	0	1	1	3.5	33	39	51	0%	0%
Sig 53 Shots Fired Calls	0	0	0	0	0	3.5	25	37	32	-32%	-22%

BEAT 24

Downtown Precinct

Week Ending 11/11/17



	Last 4 Weeks				28 Days Ending 11/11/17	28 Day Average 2016	YTD 2017	YTD 2016	YTD 2015	Change 16 to 17	Change vs. 2015
	Ending 10/21/17	Ending 10/28/17	Ending 11/04/17	Ending 11/11/17							
HOMICIDE	0	0	0	0	0	0.1	0	1	0	-1	0
RAPE (11A) *	0	0	0	0	0	0.2	2	1	5	1	-3
RAPE (11B & 11C) *	0	0	0	0	0	0.2	0	2	0	-2	0
COMMERCIAL ROBBERY	0	0	0	0	0	0.1	2	1	1	1	1
STREET ROBBERY	0	0	0	0	0	3.1	15	40	20	-25	-5
RESIDENTIAL ROBBERY	0	0	0	0	0	0.2	0	2	2	-2	-2
AGG ASSAULT w/ GUN	0	0	0	0	0	0.1	4	1	2	3	2
AGG ASSAULT w/o GUN	0	0	0	0	0	0.5	6	5	4	1	2
TOTAL VIOLENT	0	0	0	0	0	4.3	29	53	34	-45%	-15%
COMMERCIAL BURGLARY	0	0	0	0	0	0.5	3	6	1	-3	2
RESIDENTIAL BURGLARY	1	0	2	0	3	1.5	13	16	18	-3	-5
SUDDEN SNATCHING	0	0	0	0	0	0.5	2	7	7	-5	-5
SHOPLIFTING	0	3	1	0	4	5.0	42	60	96	-18	-54
THEFT FROM VEHICLE	2	1	3	1	7	10.3	103	118	104	-15	-1
THEFT FROM YARD	1	1	0	0	2	5.1	51	62	74	-11	-23
THEFT FROM BLDG	0	0	1	0	1	3.7	28	43	43	-15	-15
OTHER LARCENY	0	1	0	1	2	0.8	16	7	11	9	5
AUTO THEFT	0	0	0	0	0	3.3	33	34	37	-1	-4
TOTAL PROPERTY	4	6	7	2	19	30.7	291	353	391	-18%	-26%
TOTAL PART I	4	6	7	2	19	35.0	320	406	425	-21%	-25%

Difference from Last Year -86

Statistics are based on UCR criteria, not GA Criminal Code.

* Rape Code 11A is the historical definition of rape (aka Legacy Rape); Rape Codes 11B and 11C are those moved from Part II to Part I in 2017.

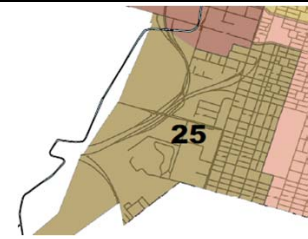
* Rape Code 11A is the historical definition of rape; Rape Codes 11B and 11C are those moved from Part II to Part I status in accordance with federal mandate.

Shots Fired Calls	Week Ending 10/21/17	Week Ending 10/28/17	Week Ending 11/04/17	Week Ending 11/11/17	28 Days Ending 11/11/17	28 Day Average 2016	YTD 2017	YTD 2016	YTD 2015	Change 16 to 17	Change vs. 2015
53S ShotSpotter Calls	0	0	0	5	5	3.8	36	42	16	0%	0%
Sig 53 Shots Fired Calls	0	0	0	1	1	8.8	68	100	53	-32%	28%

BEAT 25

Downtown Precinct

Week Ending 11/11/17



	Last 4 Weeks				28 Days Ending 11/11/17	28 Day Average 2016	YTD 2017	YTD 2016	YTD 2015	Change 16 to 17	Change vs. 2015
	Ending 10/21/17	Ending 10/28/17	Ending 11/04/17	Ending 11/11/17							
HOMICIDE	0	0	1	0	1	0.0	1	0	1	1	0
RAPE (11A) *	0	0	0	0	0	0.1	3	1	2	2	1
RAPE (11B & 11C) *	0	0	0	0	0	0.2	0	2	0	-2	0
COMMERCIAL ROBBERY	0	0	0	0	0	0.1	3	1	4	2	-1
STREET ROBBERY	1	0	0	0	1	2.4	19	26	18	-7	1
RESIDENTIAL ROBBERY	0	0	0	0	0	0.0	0	0	0	0	0
AGG ASSAULT w/ GUN	0	0	0	0	0	0.9	6	11	11	-5	-5
AGG ASSAULT w/o GUN	0	0	0	1	1	0.8	7	8	7	-1	0
TOTAL VIOLENT	1	0	1	1	3	4.5	39	49	43	-20%	-9%
COMMERCIAL BURGLARY	0	0	0	0	0	1.6	5	19	10	-14	-5
RESIDENTIAL BURGLARY	1	0	0	1	2	1.7	8	19	16	-11	-8
SUDDEN SNATCHING	0	1	0	0	1	0.2	4	2	6	2	-2
SHOPLIFTING	2	1	0	1	4	4.0	47	43	21	4	26
THEFT FROM VEHICLE	0	1	1	0	2	9.5	72	111	53	-39	19
THEFT FROM YARD	0	0	0	0	0	2.3	34	25	15	9	19
THEFT FROM BLDG	0	0	0	3	3	2.3	24	27	22	-3	2
OTHER LARCENY	0	0	0	0	0	0.3	4	4	2	0	2
AUTO THEFT	0	0	0	1	1	3.2	31	34	33	-3	-2
TOTAL PROPERTY	3	3	1	6	13	25.0	229	284	178	-19%	29%
TOTAL PART I	4	3	2	7	16	29.5	268	333	221	-20%	21%

Difference from Last Year -65

Statistics are based on UCR criteria, not GA Criminal Code.

* Rape Code 11A is the historical definition of rape (aka Legacy Rape); Rape Codes 11B and 11C are those moved from Part II to Part I in 2017.

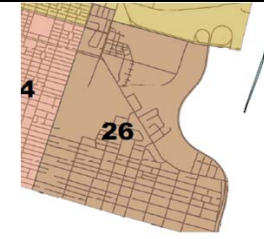
* Rape Code 11A is the historical definition of rape; Rape Codes 11B and 11C are those moved from Part II to Part I status in accordance with federal mandate.

Shots Fired Calls	Week Ending 10/21/17	Week Ending 10/28/17	Week Ending 11/04/17	Week Ending 11/11/17	28 Days Ending 11/11/17	28 Day Average 2016	YTD 2017	YTD 2016	YTD 2015	Change 16 to 17	Change vs. 2015
53S ShotSpotter Calls	2	1	1	2	6	6.3	57	71	62	0%	0%
Sig 53 Shots Fired Calls	2	2	1	0	5	6.4	52	80	60	-35%	-13%

BEAT 26

Downtown Precinct

Week Ending 11/11/17



	Last 4 Weeks				28 Days Ending 11/11/17	28 Day Average 2016	YTD 2017	YTD 2016	YTD 2015	Change 16 to 17	Change vs. 2015
	Ending 10/21/17	Ending 10/28/17	Ending 11/04/17	Ending 11/11/17							
HOMICIDE	0	0	0	0	0	0.2	1	2	3	-1	-2
RAPE (11A) *	0	0	0	0	0	0.1	1	1	0	0	1
RAPE (11B & 11C) *	0	0	0	0	0	0.5	2	6	2	-4	0
COMMERCIAL ROBBERY	0	0	0	0	0	0.0	0	0	1	0	-1
STREET ROBBERY	1	0	0	0	1	1.7	14	21	10	-7	4
RESIDENTIAL ROBBERY	0	0	0	0	0	0.1	3	1	2	2	1
AGG ASSAULT w/ GUN	0	0	0	0	0	2.3	4	27	8	-23	-4
AGG ASSAULT w/o GUN	1	0	0	0	1	1.1	19	12	9	7	10
TOTAL VIOLENT	2	0	0	0	2	5.9	44	70	35	-37%	26%
COMMERCIAL BURGLARY	0	0	0	0	0	1.3	3	16	5	-13	-2
RESIDENTIAL BURGLARY	1	1	0	0	2	4.1	31	48	40	-17	-9
SUDDEN SNATCHING	1	0	0	1	2	0.0	4	0	1	4	3
SHOPLIFTING	0	1	0	1	2	2.4	18	27	36	-9	-18
THEFT FROM VEHICLE	3	0	1	1	5	4.6	75	45	50	30	25
THEFT FROM YARD	0	1	0	1	2	1.7	24	22	34	2	-10
THEFT FROM BLDG	1	0	1	0	2	1.9	17	25	18	-8	-1
OTHER LARCENY	0	0	0	0	0	0.5	5	5	1	0	4
AUTO THEFT	2	0	1	1	4	2.1	19	24	33	-5	-14
TOTAL PROPERTY	8	3	3	5	19	18.7	196	212	218	-8%	-10%
TOTAL PART I	10	3	3	5	21	24.6	240	282	253	-15%	-5%

Difference from Last Year -42

Statistics are based on UCR criteria, not GA Criminal Code.

* Rape Code 11A is the historical definition of rape (aka Legacy Rape); Rape Codes 11B and 11C are those moved from Part II to Part I in 2017.

* Rape Code 11A is the historical definition of rape; Rape Codes 11B and 11C are those moved from Part II to Part I status in accordance with federal mandate.

Shots Fired Calls	Week Ending 10/21/17	Week Ending 10/28/17	Week Ending 11/04/17	Week Ending 11/11/17	28 Days Ending 11/11/17	28 Day Average 2016	YTD 2017	YTD 2016	YTD 2015	Change 16 to 17	Change vs. 2015
53S ShotSpotter Calls	1	1	4	1	7	15.6	101	173	109	0%	0%
Sig 53 Shots Fired Calls	0	0	2	2	4	13.3	103	149	113	-31%	-9%



COMPSTAT CENTRAL PRECINCT Week Ending 11/11/17

PRECINCT COMMANDER:
CAPT. BEN HERRON



	Week Ending 11/11/17	Week Ending 11/04/17	Weekly Avg 2016	28-Day Ending 11/11/17	28-Day Ending 09/17/17	Avg 28-Day 2016	YTD 2017	YTD 2016	YTD 2015	Change 16 to 17	Change vs. 2015
HOMICIDE	0	1	0	1	2	2	14	23	13	-9	1
RAPE (11A) *	1	0	0	1	0	1	16	11	6	5	10
RAPE (11B & 11C) *	0	0	0	0	0	1	8	8	4	0	4
COMMERCIAL ROBBERY	0	2	0	3	2	1	23	13	12	10	11
STREET ROBBERY	0	2	2	3	4	8	51	85	87	-34	-36
RESIDENTIAL ROBBERY	0	0	0	0	3	1	9	9	9	0	0
AGG ASSAULT w/ GUN	1	0	1	3	4	5	88	57	92	31	-4
AGG ASSAULT w/o GUN	0	3	1	5	7	4	76	47	49	29	27
TOTAL VIOLENT	2	8	6	16	22	23	285	253	272	13%	5%
COMMERCIAL BURGLARY	0	1	2	2	3	8	34	101	59	-67	-25
RESIDENTIAL BURGLARY	5	1	7	17	17	30	198	345	361	-147	-163
SUDDEN SNATCHING	0	1	0	2	2	1	22	18	12	4	10
SHOPLIFTING	7	2	3	16	14	13	209	145	89	64	120
THEFT FROM VEHICLE	6	10	9	30	27	35	369	385	511	-16	-142
THEFT FROM YARD	4	5	4	15	12	17	184	212	174	-28	10
THEFT FROM BLDG	2	6	6	20	20	23	187	261	192	-74	-5
OTHER LARCENY	3	0	0	4	7	2	36	16	33	20	3
AUTO THEFT	6	4	4	17	11	18	185	206	228	-21	-43
TOTAL PROPERTY	33	30	37	123	113	146	1424	1689	1659	-16%	-14%
TOTAL PART I	35	38	42	139	135	169	1709	1942	1931	-12%	-11%

Statistics are based on UCR criteria, not GA Criminal Code.

Difference from Last Year -233

Statistics are preliminary, based on RMS data at the time prepared, and are subject to change due to late reports, reclassifications, updated locations, etc.

Cell Shading: white is within 0.6 standard deviation of the mean; red is above; green is below.

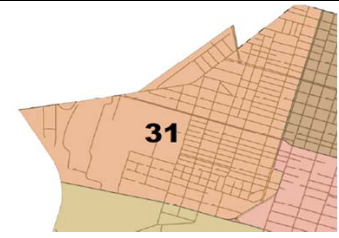
* Rape Code 11A is the historical definition of rape; Rape Codes 11B and 11C are those moved from Part II to Part I status in accordance with federal mandate.

Citizen Initiated Calls	Week Ending 11/11/17	Week Ending 11/04/17	Weekly Avg 2015	28-Day Ending 11/11/17	28-Day Ending 9/17/17	Avg 28-Day 2016	YTD 2017	YTD 2016	YTD 2015	Change 16 to 17	Change vs. 2015
Midnight Shift	104	109	126	407	420	503	4765	5600	5359	-835	-594
Day Shift	234	273	271	1007	958	1085	10836	11731	11699	-895	-863
Afternoon Shift	228	262	294	958	1040	1176	11772	12627	12551	-855	-779
TOTAL CITIZEN CFS	566	644	691	2372	2418	2764	27373	29958	29609	-8.6%	-7.6%
53S ShotSpotter Calls	19	21	12	52	40	49	537	549	510	-12	27
Sig 53 Shots Fired Calls	18	26	19	62	58	74	756	815	842	-59	-86

BEAT 31

Central Precinct

Week Ending 11/11/17



	Last 4 Weeks				28 Days Ending 11/11/17	28 Day Average 2016	YTD 2017	YTD 2016	YTD 2015	Change 16 to 17	Change vs. 2015
	Ending 10/21/17	Ending 10/28/17	Ending 11/04/17	Ending 11/11/17							
HOMICIDE	0	0	0	0	0	0.2	4	3	2	1	2
RAPE (11A) *	0	0	0	0	0	0.0	6	0	1	6	5
RAPE (11B & 11C) *	0	0	0	0	0	0.2	0	3	0	-3	0
COMMERCIAL ROBBERY	0	0	0	0	0	0.1	1	1	0	0	1
STREET ROBBERY	0	0	0	0	0	0.8	8	11	18	-3	-10
RESIDENTIAL ROBBERY	0	0	0	0	0	0.2	4	3	3	1	1
AGG ASSAULT w/ GUN	0	1	0	0	1	1.5	27	18	32	9	-5
AGG ASSAULT w/o GUN	0	0	0	0	0	0.8	21	11	7	10	14
TOTAL VIOLENT	0	1	0	0	1	4.0	71	50	63	42%	13%
COMMERCIAL BURGLARY	0	0	0	0	0	0.5	5	7	6	-2	-1
RESIDENTIAL BURGLARY	1	2	0	1	4	6.0	62	70	78	-8	-16
SUDDEN SNATCHING	0	0	0	0	0	0.3	6	4	2	2	4
SHOPLIFTING	2	1	1	1	5	0.5	33	6	2	27	31
THEFT FROM VEHICLE	1	0	1	1	3	2.8	37	33	57	4	-20
THEFT FROM YARD	0	0	0	1	1	1.8	19	21	14	-2	5
THEFT FROM BLDG	0	3	0	0	3	2.4	27	29	25	-2	2
OTHER LARCENY	0	0	0	0	0	0.3	2	3	1	-1	1
AUTO THEFT	3	1	0	1	5	3.0	35	34	36	1	-1
TOTAL PROPERTY	7	7	2	5	21	17.6	226	207	221	9%	2%
TOTAL PART I	7	8	2	5	22	21.6	297	257	284	16%	5%

Difference from Last Year 40

Statistics are based on UCR criteria, not GA Criminal Code.

* Rape Code 11A is the historical definition of rape (aka Legacy Rape); Rape Codes 11B and 11C are those moved from Part II to Part I in 2017.

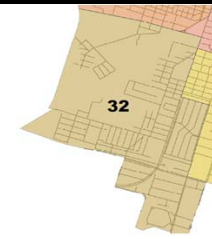
* Rape Code 11A is the historical definition of rape; Rape Codes 11B and 11C are those moved from Part II to Part I status in accordance with federal mandate.

Shots Fired Calls	Week Ending 10/21/17	Week Ending 10/28/17	Week Ending 11/04/17	Week Ending 11/11/17	28 Days Ending 11/11/17	28 Day Average 2016	YTD 2017	YTD 2016	YTD 2015	Change 16 to 17	Change vs. 2015
53S ShotSpotter Calls	3	2	10	6	21	16.8	213	194	210	0%	0%
Sig 53 Shots Fired Calls	2	6	5	4	17	13.7	178	151	168	18%	6%

BEAT 32

Central Precinct

Week Ending 11/11/17



	Last 4 Weeks				28 Days Ending 11/11/17	28 Day Average 2016	YTD 2017	YTD 2016	YTD 2015	Change 16 to 17	Change vs. 2015
	Ending 10/21/17	Ending 10/28/17	Ending 11/04/17	Ending 11/11/17							
HOMICIDE	0	0	0	0	0	0.3	1	4	3	-3	-2
RAPE (11A) *	0	0	0	1	1	0.1	1	1	1	0	0
RAPE (11B & 11C) *	0	0	0	0	0	0.0	0	0	0	0	0
COMMERCIAL ROBBERY	0	0	1	0	1	0.4	8	5	2	3	6
STREET ROBBERY	0	0	1	0	1	1.1	5	14	5	-9	0
RESIDENTIAL ROBBERY	0	0	0	0	0	0.0	1	1	0	0	1
AGG ASSAULT w/ GUN	0	1	0	1	2	1.0	12	13	15	-1	-3
AGG ASSAULT w/o GUN	0	0	2	0	2	0.5	16	7	9	9	7
TOTAL VIOLENT	0	1	4	2	7	3.4	44	45	35	-2%	26%
COMMERCIAL BURGLARY	0	1	0	0	1	1.8	13	23	11	-10	2
RESIDENTIAL BURGLARY	0	2	0	2	4	4.5	45	53	50	-8	-5
SUDDEN SNATCHING	0	0	0	0	0	0.2	3	2	2	1	1
SHOPLIFTING	0	0	0	3	3	2.1	41	33	22	8	19
THEFT FROM VEHICLE	0	3	0	2	5	4.3	35	57	58	-22	-23
THEFT FROM YARD	0	0	2	1	3	1.8	20	22	16	-2	4
THEFT FROM BLDG	2	0	0	0	2	2.7	34	33	30	1	4
OTHER LARCENY	0	0	0	0	0	0.1	7	2	4	5	3
AUTO THEFT	0	1	0	0	1	2.8	26	33	31	-7	-5
TOTAL PROPERTY	2	7	2	8	19	20.2	224	258	224	-13%	0%
TOTAL PART I	2	8	6	10	26	23.6	268	303	259	-12%	3%

Difference from Last Year -35

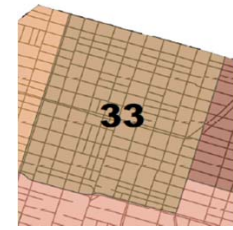
Statistics are based on UCR criteria, not GA Criminal Code.

* Rape Code 11A is the historical definition of rape (aka Legacy Rape); Rape Codes 11B and 11C are those moved from Part II to Part I in 2017.

* Rape Code 11A is the historical definition of rape; Rape Codes 11B and 11C are those moved from Part II to Part I status in accordance with federal mandate.

	Week Ending 10/21/17	Week Ending 10/28/17	Week Ending 11/04/17	Week Ending 11/11/17	28 Days Ending 11/11/17	28 Day Average 2016	YTD 2017	YTD 2016	YTD 2015	Change 16 to 17	Change vs. 2015
Shots Fired Calls											
53S ShotSpotter Calls	0	0	1	0	1	0.1	2	1	0	0%	0%
Sig 53 Shots Fired Calls	2	0	3	1	6	9.4	86	82	112	5%	-23%

BEAT 33
Central Precinct
Week Ending 11/11/17



	Last 4 Weeks				28 Days Ending 11/11/17	28 Day Average 2016	YTD 2017	YTD 2016	YTD 2015	Change 16 to 17	Change vs. 2015
	Ending 10/21/17	Ending 10/28/17	Ending 11/04/17	Ending 11/11/17							
HOMICIDE	0	0	0	0	0	0.8	0	10	3	-10	-3
RAPE (11A) *	0	0	0	0	0	0.4	0	5	2	-5	-2
RAPE (11B & 11C) *	0	0	0	0	0	0.2	4	0	0	4	4
COMMERCIAL ROBBERY	0	0	0	0	0	0.2	2	3	1	-1	1
STREET ROBBERY	0	1	0	0	1	2.1	18	19	25	-1	-7
RESIDENTIAL ROBBERY	0	0	0	0	0	0.1	0	1	2	-1	-2
AGG ASSAULT w/ GUN	0	0	0	0	0	0.4	10	4	10	6	0
AGG ASSAULT w/o GUN	0	0	0	0	0	0.8	8	10	10	-2	-2
TOTAL VIOLENT	0	1	0	0	1	5.0	42	52	53	-19%	-21%
COMMERCIAL BURGLARY	0	0	0	0	0	2.4	6	30	21	-24	-15
RESIDENTIAL BURGLARY	0	1	0	1	2	3.8	14	42	49	-28	-35
SUDDEN SNATCHING	0	0	1	0	1	0.5	5	6	3	-1	2
SHOPLIFTING	1	2	1	1	5	2.1	36	27	15	9	21
THEFT FROM VEHICLE	2	4	4	0	10	8.1	81	84	96	-3	-15
THEFT FROM YARD	1	1	2	1	5	6.0	67	76	51	-9	16
THEFT FROM BLDG	0	0	0	0	0	4.8	33	54	42	-21	-9
OTHER LARCENY	0	0	0	2	2	0.5	7	5	10	2	-3
AUTO THEFT	0	0	1	3	4	3.4	41	39	50	2	-9
TOTAL PROPERTY	4	8	9	8	29	31.7	290	363	337	-20%	-14%
TOTAL PART I	4	9	9	8	30	36.6	332	415	390	-20%	-15%

Difference from Last Year -83

Statistics are based on UCR criteria, not GA Criminal Code.

* Rape Code 11A is the historical definition of rape (aka Legacy Rape); Rape Codes 11B and 11C are those moved from Part II to Part I in 2017.

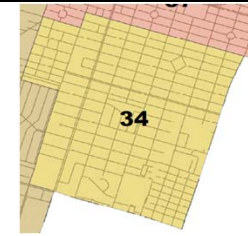
* Rape Code 11A is the historical definition of rape; Rape Codes 11B and 11C are those moved from Part II to Part I status in accordance with federal mandate.

Shots Fired Calls	Week Ending 10/21/17	Week Ending 10/28/17	Week Ending 11/04/17	Week Ending 11/11/17	28 Days Ending 11/11/17	28 Day Average 2016	YTD 2017	YTD 2016	YTD 2015	Change 16 to 17	Change vs. 2015
53S ShotSpotter Calls	0	1	0	3	4	5.4	60	59	58	0%	0%
Sig 53 Shots Fired Calls	0	0	1	0	1	12.8	115	147	121	-22%	-5%

BEAT 34

Central Precinct

Week Ending 11/11/17



	Last 4 Weeks				28 Days Ending 11/11/17	28 Day Average 2016	YTD 2017	YTD 2016	YTD 2015	Change 16 to 17	Change vs. 2015
	Ending 10/21/17	Ending 10/28/17	Ending 11/04/17	Ending 11/11/17							
HOMICIDE	0	0	0	0	0	0.0	1	0	0	1	1
RAPE (11A) *	0	0	0	0	0	0.1	4	2	2	2	2
RAPE (11B & 11C) *	0	0	0	0	0	0.2	2	2	3	0	-1
COMMERCIAL ROBBERY	1	0	1	0	2	0.2	9	3	6	6	3
STREET ROBBERY	0	0	0	0	0	0.8	3	9	6	-6	-3
RESIDENTIAL ROBBERY	0	0	0	0	0	0.2	0	0	1	0	-1
AGG ASSAULT w/ GUN	0	0	0	0	0	0.5	9	2	7	7	2
AGG ASSAULT w/o GUN	1	1	1	0	3	0.5	9	5	4	4	5
TOTAL VIOLENT	2	1	2	0	5	2.4	37	23	29	61%	28%
COMMERCIAL BURGLARY	0	0	0	0	0	1.4	2	11	10	-9	-8
RESIDENTIAL BURGLARY	3	2	0	0	5	4.4	22	48	32	-26	-10
SUDDEN SNATCHING	0	0	0	0	0	0.1	2	1	1	1	1
SHOPLIFTING	0	0	0	1	1	4.4	62	41	20	21	42
THEFT FROM VEHICLE	1	1	1	0	3	7.0	71	72	95	-1	-24
THEFT FROM YARD	1	0	1	1	3	2.6	33	30	37	3	-4
THEFT FROM BLDG	2	0	4	0	6	5.3	39	61	25	-22	14
OTHER LARCENY	0	0	0	0	0	0.3	6	1	4	5	2
AUTO THEFT	0	0	1	0	1	3.4	27	36	31	-9	-4
TOTAL PROPERTY	7	3	7	2	19	28.8	264	301	255	-12%	4%
TOTAL PART I	9	4	9	2	24	31.1	301	324	284	-7%	6%

Difference from Last Year -23

Statistics are based on UCR criteria, not GA Criminal Code.

* Rape Code 11A is the historical definition of rape (aka Legacy Rape); Rape Codes 11B and 11C are those moved from Part II to Part I in 2017.

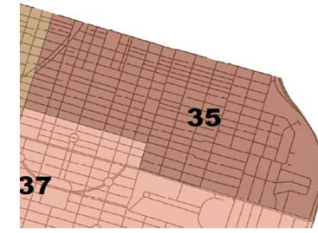
* Rape Code 11A is the historical definition of rape; Rape Codes 11B and 11C are those moved from Part II to Part I status in accordance with federal mandate.

Shots Fired Calls	Week Ending 10/21/17	Week Ending 10/28/17	Week Ending 11/04/17	Week Ending 11/11/17	28 Days Ending 11/11/17	28 Day Average 2016	YTD 2017	YTD 2016	YTD 2015	Change 16 to 17	Change vs. 2015
53S ShotSpotter Calls	0	0	0	0	0	0.2	0	2	2	0%	0%
Sig 53 Shots Fired Calls	2	2	3	4	11	7.4	85	83	104	2%	-18%

BEAT 35

Central Precinct

Week Ending 11/11/17



	Last 4 Weeks				28 Days Ending 11/11/17	28 Day Average 2016	YTD 2017	YTD 2016	YTD 2015	Change 16 to 17	Change vs. 2015
	Ending 10/21/17	Ending 10/28/17	Ending 11/04/17	Ending 11/11/17							
HOMICIDE	0	0	0	0	0	0.5	7	6	4	1	3
RAPE (11A) *	0	0	0	0	0	0.2	3	2	0	1	3
RAPE (11B & 11C) *	0	0	0	0	0	0.2	2	2	1	0	1
COMMERCIAL ROBBERY	0	0	0	0	0	0.1	1	0	1	1	0
STREET ROBBERY	0	0	1	0	1	1.5	10	16	15	-6	-5
RESIDENTIAL ROBBERY	0	0	0	0	0	0.4	3	4	3	-1	0
AGG ASSAULT w/ GUN	0	0	0	0	0	1.2	24	14	26	10	-2
AGG ASSAULT w/o GUN	0	0	0	0	0	1.2	18	11	13	7	5
TOTAL VIOLENT	0	0	1	0	1	5.3	68	55	63	24%	8%
COMMERCIAL BURGLARY	0	0	1	0	1	1.0	2	13	5	-11	-3
RESIDENTIAL BURGLARY	0	0	1	1	2	8.0	45	97	101	-52	-56
SUDDEN SNATCHING	0	0	0	0	0	0.2	2	2	0	0	2
SHOPLIFTING	0	0	0	1	1	0.3	4	3	5	1	-1
THEFT FROM VEHICLE	0	0	3	1	4	5.0	66	60	57	6	9
THEFT FROM YARD	1	1	0	0	2	2.1	30	26	28	4	2
THEFT FROM BLDG	1	2	0	0	3	4.9	31	58	37	-27	-6
OTHER LARCENY	0	0	0	0	0	0.3	5	4	4	1	1
AUTO THEFT	0	2	2	1	5	3.9	34	47	44	-13	-10
TOTAL PROPERTY	2	5	7	4	18	25.6	219	310	281	-29%	-22%
TOTAL PART I	2	5	8	4	19	30.9	287	365	344	-21%	-17%

Difference from Last Year -78

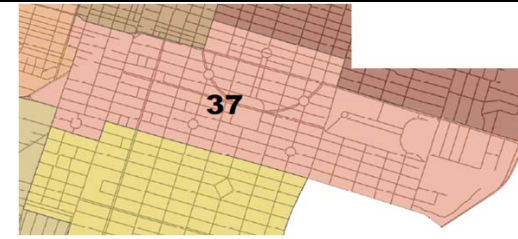
Statistics are based on UCR criteria, not GA Criminal Code.

* Rape Code 11A is the historical definition of rape (aka Legacy Rape); Rape Codes 11B and 11C are those moved from Part II to Part I in 2017.

* Rape Code 11A is the historical definition of rape; Rape Codes 11B and 11C are those moved from Part II to Part I status in accordance with federal mandate.

Shots Fired Calls	Week Ending 10/21/17	Week Ending 10/28/17	Week Ending 11/04/17	Week Ending 11/11/17	28 Days Ending 11/11/17	28 Day Average 2016	YTD 2017	YTD 2016	YTD 2015	Change 16 to 17	Change vs. 2015
53S ShotSpotter Calls	3	2	8	8	21	23.4	214	250	216	0%	0%
Sig 53 Shots Fired Calls	1	2	9	3	15	18.2	187	212	208	-12%	-10%

BEAT 37
Central Precinct
Week Ending 11/11/17



	Last 4 Weeks				28 Days Ending 11/11/17	28 Day Average 2016	YTD 2017	YTD 2016	YTD 2015	Change 16 to 17	Change vs. 2015
	Ending 10/21/17	Ending 10/28/17	Ending 11/04/17	Ending 11/11/17							
HOMICIDE	0	0	1	0	1	0.1	1	0	1	1	0
RAPE (11A) *	0	0	0	0	0	0.1	2	1	0	1	2
RAPE (11B & 11C) *	0	0	0	0	0	0.2	0	1	0	-1	0
COMMERCIAL ROBBERY	0	0	0	0	0	0.1	2	1	2	1	0
STREET ROBBERY	0	0	0	0	0	1.5	7	16	18	-9	-11
RESIDENTIAL ROBBERY	0	0	0	0	0	0.0	1	0	0	1	1
AGG ASSAULT w/ GUN	0	0	0	0	0	0.5	6	6	2	0	4
AGG ASSAULT w/o GUN	0	0	0	0	0	0.2	4	3	6	1	-2
TOTAL VIOLENT	0	0	1	0	1	2.6	23	28	29	-18%	-21%
COMMERCIAL BURGLARY	0	0	0	0	0	1.3	6	17	6	-11	0
RESIDENTIAL BURGLARY	0	0	0	0	0	3.1	10	35	51	-25	-41
SUDDEN SNATCHING	1	0	0	0	1	0.2	4	3	4	1	0
SHOPLIFTING	0	1	0	0	1	3.3	33	35	25	-2	8
THEFT FROM VEHICLE	0	2	1	2	5	7.3	79	79	148	0	-69
THEFT FROM YARD	0	1	0	0	1	3.1	15	37	28	-22	-13
THEFT FROM BLDG	1	1	2	2	6	2.4	23	26	33	-3	-10
OTHER LARCENY	1	0	0	1	2	0.2	9	1	10	8	-1
AUTO THEFT	0	0	0	1	1	1.4	22	17	36	5	-14
TOTAL PROPERTY	3	5	3	6	17	22.2	201	250	341	-20%	-41%
TOTAL PART I	3	5	4	6	18	24.8	224	278	370	-19%	-39%

Difference from Last Year -54

Statistics are based on UCR criteria, not GA Criminal Code.

* Rape Code 11A is the historical definition of rape (aka Legacy Rape); Rape Codes 11B and 11C are those moved from Part II to Part I in 2017.

* Rape Code 11A is the historical definition of rape; Rape Codes 11B and 11C are those moved from Part II to Part I status in accordance with federal mandate.

Shots Fired Calls	Week Ending 10/21/17	Week Ending 10/28/17	Week Ending 11/04/17	Week Ending 11/11/17	28 Days Ending 11/11/17	28 Day Average 2016	YTD 2017	YTD 2016	YTD 2015	Change 16 to 17	Change vs. 2015
53S ShotSpotter Calls	0	1	2	2	5	3.5	48	43	24	0%	0%
Sig 53 Shots Fired Calls	0	1	5	6	12	12.7	105	140	129	-25%	-19%



COMPSTAT SOUTHSIDE PRECINCT Week Ending 11/11/17

PRECINCT COMMANDER:

CAPT. JOY GELLATLY



	Week Ending 11/11/17	Week Ending 11/04/17	Weekly Avg 2016	28-Day Ending 11/11/17	28-Day Ending 09/17/17	Avg 28-Day 2016	YTD 2017	YTD 2016	YTD 2015	Change 16 to 17	Change vs. 2015
HOMICIDE	0	1	0	2	0	0	4	6	5	-2	-1
RAPE (11A) *	0	0	0	0	0	1	7	11	5	-4	2
RAPE (11B & 11C) *	0	0	0	0	1	1	4	10	1	-6	3
COMMERCIAL ROBBERY	2	1	1	5	4	2	28	28	14	0	14
STREET ROBBERY	3	2	1	7	4	2	30	23	36	7	-6
RESIDENTIAL ROBBERY	0	0	0	1	1	0	3	6	11	-3	-8
AGG ASSAULT w/ GUN	1	0	0	1	3	2	29	18	27	11	2
AGG ASSAULT w/o GUN	0	1	1	4	4	2	29	27	23	2	6
TOTAL VIOLENT	6	5	3	20	17	12	134	129	122	4%	10%
COMMERCIAL BURGLARY	0	0	1	1	6	5	47	46	43	1	4
RESIDENTIAL BURGLARY	2	2	4	5	14	15	151	171	239	-20	-88
SUDDEN SNATCHING	0	0	0	3	3	1	9	8	12	1	-3
SHOPLIFTING	19	3	12	52	39	49	564	528	635	36	-71
THEFT FROM VEHICLE	2	12	5	24	33	20	344	212	340	132	4
THEFT FROM YARD	3	1	2	6	9	9	76	103	90	-27	-14
THEFT FROM BLDG	2	2	3	6	7	13	160	136	202	24	-42
OTHER LARCENY	0	1	0	1	0	2	25	15	18	10	7
AUTO THEFT	4	1	2	9	12	9	131	89	167	42	-36
TOTAL PROPERTY	32	22	30	107	123	120	1507	1308	1746	15%	-14%
TOTAL PART I	38	27	33	127	140	132	1641	1437	1868	14%	-12%

Statistics are based on UCR criteria, not GA Criminal Code.

Difference from Last Year 204

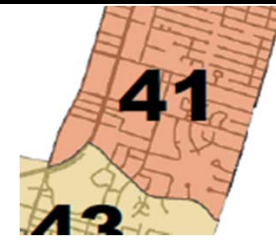
Statistics are preliminary, based on RMS data at the time prepared, and are subject to change due to late reports, reclassifications, updated locations, etc.

Cell Shading: white is within 0.6 standard deviation of the mean; red is above; green is below.

* Rape Code 11A is the historical definition of rape; Rape Codes 11B and 11C are those moved from Part II to Part I status in accordance with federal mandate.

Citizen Initiated Calls	Week Ending 11/11/17	Week Ending 11/04/17	Weekly Avg 2016	28-Day Ending 11/11/17	28-Day Ending 9/17/17	Avg 28-Day 2016	YTD 2017	YTD 2016	YTD 2015	Change 16 to 17	Change vs. 2015
Midnight Shift	81	68	91	325	331	364	3887	4265	4233	-378	-346
Day Shift	247	262	247	967	971	986	10819	11902	11699	-1083	-880
Afternoon Shift	218	211	246	844	934	982	10500	11761	11466	-1261	-966
TOTAL CITIZEN CFS	546	541	583	2136	2236	2332	25206	27928	27398	-9.7%	-8.0%
53S ShotSpotter Calls	0	0	0	0	0	0	0	0	0	0	0
Sig 53 Shots Fired Calls	9	8	9	27	35	35	337	387	322	-50	15

BEAT 41
Southside Precinct
Week Ending 11/11/17



	Last 4 Weeks				28 Days Ending 11/11/17	28 Day Average 2016	YTD 2017	YTD 2016	YTD 2015	Change 16 to 17	Change vs. 2015
	Ending 10/21/17	Ending 10/28/17	Ending 11/04/17	Ending 11/11/17							
HOMICIDE	0	0	0	0	0	0.0	0	0	1	0	-1
RAPE (11A) *	0	0	0	0	0	0.2	1	3	0	-2	1
RAPE (11B & 11C) *	0	0	0	0	0	0.0	1	0	1	1	0
COMMERCIAL ROBBERY	0	1	1	2	4	0.4	13	5	4	8	9
STREET ROBBERY	0	0	0	1	1	0.3	3	3	6	0	-3
RESIDENTIAL ROBBERY	1	0	0	0	1	0.1	1	1	3	0	-2
AGG ASSAULT w/ GUN	0	0	0	0	0	0.3	0	4	0	-4	0
AGG ASSAULT w/o GUN	0	1	0	0	1	0.5	2	5	0	-3	2
TOTAL VIOLENT	1	2	1	3	7	1.8	21	21	15	0%	40%
COMMERCIAL BURGLARY	0	1	0	0	1	1.8	18	19	10	-1	8
RESIDENTIAL BURGLARY	0	0	0	0	0	1.1	12	15	8	-3	4
SUDDEN SNATCHING	0	0	0	0	0	0.0	2	0	2	2	0
SHOPLIFTING	0	1	0	2	3	2.4	28	25	16	3	12
THEFT FROM VEHICLE	1	2	1	0	4	4.6	56	52	68	4	-12
THEFT FROM YARD	2	0	0	1	3	1.7	21	21	34	0	-13
THEFT FROM BLDG	0	0	0	0	0	2.3	37	25	52	12	-15
OTHER LARCENY	0	0	0	0	0	0.2	3	2	4	1	-1
AUTO THEFT	0	0	0	0	0	1.5	16	14	27	2	-11
TOTAL PROPERTY	3	4	1	3	11	15.5	193	173	221	12%	-13%
TOTAL PART I	4	6	2	6	18	17.2	214	194	236	10%	-9%

Difference from Last Year 20

Statistics are based on UCR criteria, not GA Criminal Code.

* Rape Code 11A is the historical definition of rape (aka Legacy Rape); Rape Codes 11B and 11C are those moved from Part II to Part I in 2017.

* Rape Code 11A is the historical definition of rape; Rape Codes 11B and 11C are those moved from Part II to Part I status in accordance with federal mandate.

	Week Ending 10/21/17	Week Ending 10/28/17	Week Ending 11/04/17	Week Ending 11/11/17	28 Days Ending 11/11/17	28 Day Average 2016	YTD 2017	YTD 2016	YTD 2015	Change 16 to 17	Change vs. 2015
Shots Fired Calls											
53S ShotSpotter Calls	0	0	0	0	0	0.1	0	0	0	0%	0%
Sig 53 Shots Fired Calls	0	0	2	1	3	1.8	28	22	17	27%	65%

BEAT 42
Southside Precinct
Week Ending 11/11/17



	Last 4 Weeks				28 Days Ending 11/11/17	28 Day Average 2016	YTD 2017	YTD 2016	YTD 2015	Change 16 to 17	Change vs. 2015
	Ending 10/21/17	Ending 10/28/17	Ending 11/04/17	Ending 11/11/17							
HOMICIDE	0	0	1	0	1	0.1	2	1	1	1	1
RAPE (11A) *	0	0	0	0	0	0.2	2	2	0	0	2
RAPE (11B & 11C) *	0	0	0	0	0	0.4	2	3	0	-1	2
COMMERCIAL ROBBERY	0	0	0	0	0	0.6	7	8	1	-1	6
STREET ROBBERY	0	0	1	1	2	0.9	8	9	12	-1	-4
RESIDENTIAL ROBBERY	0	0	0	0	0	0.2	1	3	5	-2	-4
AGG ASSAULT w/ GUN	0	0	0	1	1	0.5	9	7	9	2	0
AGG ASSAULT w/o GUN	1	1	1	0	3	0.7	16	8	10	8	6
TOTAL VIOLENT	1	1	3	2	7	3.7	47	41	38	15%	24%
COMMERCIAL BURGLARY	0	0	0	0	0	1.4	13	10	15	3	-2
RESIDENTIAL BURGLARY	0	0	0	0	0	4.5	32	50	67	-18	-35
SUDDEN SNATCHING	0	2	0	0	2	0.1	3	0	4	3	-1
SHOPLIFTING	1	2	0	4	7	9.0	78	93	160	-15	-82
THEFT FROM VEHICLE	0	0	2	0	2	5.8	90	63	107	27	-17
THEFT FROM YARD	0	0	0	0	0	2.3	13	25	24	-12	-11
THEFT FROM BLDG	0	2	1	0	3	3.0	34	33	49	1	-15
OTHER LARCENY	0	0	1	0	1	0.5	7	4	4	3	3
AUTO THEFT	0	2	0	0	2	2.3	52	23	56	29	-4
TOTAL PROPERTY	1	8	4	4	17	28.8	322	301	486	7%	-34%
TOTAL PART I	2	9	7	6	24	32.4	369	342	524	8%	-30%

Difference from Last Year 27

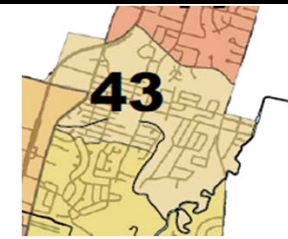
Statistics are based on UCR criteria, not GA Criminal Code.

* Rape Code 11A is the historical definition of rape (aka Legacy Rape); Rape Codes 11B and 11C are those moved from Part II to Part I in 2017.

* Rape Code 11A is the historical definition of rape; Rape Codes 11B and 11C are those moved from Part II to Part I status in accordance with federal mandate.

Shots Fired Calls	Week Ending 10/21/17	Week Ending 10/28/17	Week Ending 11/04/17	Week Ending 11/11/17	28 Days Ending 11/11/17	28 Day Average 2016	YTD 2017	YTD 2016	YTD 2015	Change 16 to 17	Change vs. 2015
53S ShotSpotter Calls	0	0	0	0	0	0.0	0	0	0	0%	0%
Sig 53 Shots Fired Calls	1	0	0	0	1	7.6	59	87	75	-32%	-21%

BEAT 43
Southside Precinct
Week Ending 11/11/17



	Last 4 Weeks				28 Days Ending 11/11/17	28 Day Average 2016	YTD 2017	YTD 2016	YTD 2015	Change 16 to 17	Change vs. 2015
	Ending 10/21/17	Ending 10/28/17	Ending 11/04/17	Ending 11/11/17							
HOMICIDE	0	0	0	0	0	0.2	0	3	1	-3	-1
RAPE (11A) *	0	0	0	0	0	0.1	0	1	0	-1	0
RAPE (11B & 11C) *	0	0	0	0	0	0.1	0	1	0	-1	0
COMMERCIAL ROBBERY	0	0	0	0	0	0.8	3	10	5	-7	-2
STREET ROBBERY	0	0	1	1	2	0.5	7	6	10	1	-3
RESIDENTIAL ROBBERY	0	0	0	0	0	0.1	0	1	0	-1	0
AGG ASSAULT w/ GUN	0	0	0	0	0	0.1	4	1	8	3	-4
AGG ASSAULT w/o GUN	0	0	0	0	0	0.5	3	6	4	-3	-1
TOTAL VIOLENT	0	0	1	1	2	2.3	17	29	28	-41%	-39%
COMMERCIAL BURGLARY	0	0	0	0	0	1.1	6	15	12	-9	-6
RESIDENTIAL BURGLARY	0	0	0	1	1	2.1	28	27	25	1	3
SUDDEN SNATCHING	1	0	0	0	1	0.3	3	4	2	-1	1
SHOPLIFTING	8	11	2	11	32	25.6	274	275	310	-1	-36
THEFT FROM VEHICLE	0	0	1	1	2	2.8	51	28	46	23	5
THEFT FROM YARD	0	0	0	1	1	1.3	15	16	11	-1	4
THEFT FROM BLDG	0	0	0	1	1	2.9	38	30	35	8	3
OTHER LARCENY	0	0	0	0	0	0.2	4	2	3	2	1
AUTO THEFT	0	0	0	2	2	1.1	17	13	26	4	-9
TOTAL PROPERTY	9	11	3	17	40	37.5	436	410	470	6%	-7%
TOTAL PART I	9	11	4	18	42	39.8	453	439	498	3%	-9%

Difference from Last Year 14

Statistics are based on UCR criteria, not GA Criminal Code.

* Rape Code 11A is the historical definition of rape (aka Legacy Rape); Rape Codes 11B and 11C are those moved from Part II to Part I in 2017.

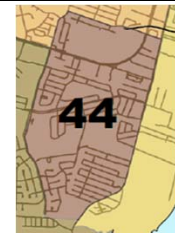
* Rape Code 11A is the historical definition of rape; Rape Codes 11B and 11C are those moved from Part II to Part I status in accordance with federal mandate.

Shots Fired Calls	Week Ending 10/21/17	Week Ending 10/28/17	Week Ending 11/04/17	Week Ending 11/11/17	28 Days Ending 11/11/17	28 Day Average 2016	YTD 2017	YTD 2016	YTD 2015	Change 16 to 17	Change vs. 2015
53S ShotSpotter Calls	0	0	0	0	0	0.0	0	0	0	0%	0%
Sig 53 Shots Fired Calls	1	1	0	4	6	5.4	41	57	48	-28%	-15%

BEAT 44

Southside Precinct

Week Ending 11/11/17



	Last 4 Weeks				28 Days Ending 11/11/17	28 Day Average 2016	YTD 2017	YTD 2016	YTD 2015	Change 16 to 17	Change vs. 2015
	Ending 10/21/17	Ending 10/28/17	Ending 11/04/17	Ending 11/11/17							
HOMICIDE	0	0	0	0	0	0.1	1	1	1	0	0
RAPE (11A) *	0	0	0	0	0	0.2	3	3	4	0	-1
RAPE (11B & 11C) *	0	0	0	0	0	0.3	1	4	0	-3	1
COMMERCIAL ROBBERY	0	1	0	0	1	0.2	2	3	3	-1	-1
STREET ROBBERY	0	1	0	0	1	0.2	8	1	6	7	2
RESIDENTIAL ROBBERY	0	0	0	0	0	0.1	1	1	3	0	-2
AGG ASSAULT w/ GUN	0	0	0	0	0	0.5	11	4	6	7	5
AGG ASSAULT w/o GUN	0	0	0	0	0	0.6	5	7	6	-2	-1
TOTAL VIOLENT	0	2	0	0	2	2.3	32	24	29	33%	10%
COMMERCIAL BURGLARY	0	0	0	0	0	0.2	7	2	5	5	2
RESIDENTIAL BURGLARY	1	0	2	1	4	3.7	53	41	91	12	-38
SUDDEN SNATCHING	0	0	0	0	0	0.2	0	2	2	-2	-2
SHOPLIFTING	1	0	0	0	1	1.1	16	13	8	3	8
THEFT FROM VEHICLE	2	3	4	1	10	4.1	82	42	69	40	13
THEFT FROM YARD	0	0	1	1	2	1.6	20	20	13	0	7
THEFT FROM BLDG	0	0	0	1	1	2.8	30	30	35	0	-5
OTHER LARCENY	0	0	0	0	0	0.2	6	2	6	4	0
AUTO THEFT	0	0	1	0	1	2.1	27	24	37	3	-10
TOTAL PROPERTY	4	3	8	4	19	16.1	241	176	266	37%	-9%
TOTAL PART I	4	5	8	4	21	18.4	273	200	295	37%	-7%

Difference from Last Year 73

Statistics are based on UCR criteria, not GA Criminal Code.

* Rape Code 11A is the historical definition of rape (aka Legacy Rape); Rape Codes 11B and 11C are those moved from Part II to Part I in 2017.

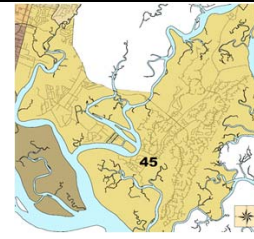
* Rape Code 11A is the historical definition of rape; Rape Codes 11B and 11C are those moved from Part II to Part I status in accordance with federal mandate.

Shots Fired Calls	Week Ending 10/21/17	Week Ending 10/28/17	Week Ending 11/04/17	Week Ending 11/11/17	28 Days Ending 11/11/17	28 Day Average 2016	YTD 2017	YTD 2016	YTD 2015	Change 16 to 17	Change vs. 2015
53S ShotSpotter Calls	0	0	0	0	0	0.0	0	0	0	0%	0%
Sig 53 Shots Fired Calls	2	2	3	1	8	8.2	99	87	69	14%	43%

BEAT 45

Southside Precinct

Week Ending 11/11/17



	Last 4 Weeks				28 Days Ending 11/11/17	28 Day Average 2016	YTD 2017	YTD 2016	YTD 2015	Change 16 to 17	Change vs. 2015
	Ending 10/21/17	Ending 10/28/17	Ending 11/04/17	Ending 11/11/17							
HOMICIDE	0	0	0	0	0	0.1	0	1	0	-1	0
RAPE (11A) *	0	0	0	0	0	0.0	0	1	0	-1	0
RAPE (11B & 11C) *	0	0	0	0	0	0.2	0	1	0	-1	0
COMMERCIAL ROBBERY	0	0	0	0	0	0.0	0	0	0	0	0
STREET ROBBERY	1	0	0	0	1	0.2	1	1	0	0	1
RESIDENTIAL ROBBERY	0	0	0	0	0	0.0	0	0	0	0	0
AGG ASSAULT w/ GUN	0	0	0	0	0	0.0	1	0	1	1	0
AGG ASSAULT w/o GUN	0	0	0	0	0	0.1	0	1	0	-1	0
TOTAL VIOLENT	1	0	0	0	1	0.5	2	5	1	-60%	100%
COMMERCIAL BURGLARY	0	0	0	0	0	0.0	0	0	1	0	-1
RESIDENTIAL BURGLARY	0	0	0	0	0	1.4	11	18	25	-7	-14
SUDDEN SNATCHING	0	0	0	0	0	0.0	0	0	0	0	0
SHOPLIFTING	0	0	0	0	0	0.0	0	0	0	0	0
THEFT FROM VEHICLE	0	1	1	0	2	0.7	10	9	6	1	4
THEFT FROM YARD	0	0	0	0	0	0.3	2	4	2	-2	0
THEFT FROM BLDG	0	0	0	0	0	0.2	3	1	9	2	-6
OTHER LARCENY	0	0	0	0	0	0.2	1	1	0	0	1
AUTO THEFT	0	0	0	0	0	0.4	3	4	3	-1	0
TOTAL PROPERTY	0	1	1	0	2	3.2	30	37	46	-19%	-35%
TOTAL PART I	1	1	1	0	3	3.7	32	42	47	-24%	-32%

Difference from Last Year -10

Statistics are based on UCR criteria, not GA Criminal Code.

* Rape Code 11A is the historical definition of rape (aka Legacy Rape); Rape Codes 11B and 11C are those moved from Part II to Part I in 2017.

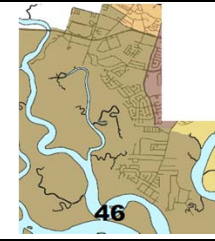
* Rape Code 11A is the historical definition of rape; Rape Codes 11B and 11C are those moved from Part II to Part I status in accordance with federal mandate.

Shots Fired Calls	Week Ending 10/21/17	Week Ending 10/28/17	Week Ending 11/04/17	Week Ending 11/11/17	28 Days Ending 11/11/17	28 Day Average 2016	YTD 2017	YTD 2016	YTD 2015	Change 16 to 17	Change vs. 2015
53S ShotSpotter Calls	0	0	0	0	0	0.0	0	0	0	0%	0%
Sig 53 Shots Fired Calls	0	0	1	0	1	4.2	37	47	44	-21%	-16%

BEAT 46

Southside Precinct

Week Ending 11/11/17



	Last 4 Weeks				28 Days Ending 11/11/17	28 Day Average 2016	YTD 2017	YTD 2016	YTD 2015	Change 16 to 17	Change vs. 2015
	Ending 10/21/17	Ending 10/28/17	Ending 11/04/17	Ending 11/11/17							
HOMICIDE	1	0	0	0	1	0.0	1	0	1	1	0
RAPE (11A) *	0	0	0	0	0	0.1	1	1	1	0	0
RAPE (11B & 11C) *	0	0	0	0	0	0.1	0	1	0	-1	0
COMMERCIAL ROBBERY	0	0	0	0	0	0.4	3	2	1	1	2
STREET ROBBERY	0	0	0	0	0	0.3	3	3	2	0	1
RESIDENTIAL ROBBERY	0	0	0	0	0	0.0	0	0	0	0	0
AGG ASSAULT w/ GUN	0	0	0	0	0	0.2	4	2	3	2	1
AGG ASSAULT w/o GUN	0	0	0	0	0	0.1	3	0	3	3	0
TOTAL VIOLENT	1	0	0	0	1	1.1	15	9	11	67%	36%
COMMERCIAL BURGLARY	0	0	0	0	0	0.0	3	0	0	3	3
RESIDENTIAL BURGLARY	0	0	0	0	0	1.8	15	20	23	-5	-8
SUDDEN SNATCHING	0	0	0	0	0	0.2	1	2	2	-1	-1
SHOPLIFTING	6	0	1	2	9	10.9	168	122	141	46	27
THEFT FROM VEHICLE	0	1	3	0	4	2.0	55	18	44	37	11
THEFT FROM YARD	0	0	0	0	0	1.5	5	17	6	-12	-1
THEFT FROM BLDG	0	0	1	0	1	1.6	18	17	22	1	-4
OTHER LARCENY	0	0	0	0	0	0.4	4	4	1	0	3
AUTO THEFT	0	2	0	2	4	1.1	16	11	18	5	-2
TOTAL PROPERTY	6	3	5	4	18	19.5	285	211	257	35%	11%
TOTAL PART I	7	3	5	4	19	20.7	300	220	268	36%	12%

Difference from Last Year 80

Statistics are based on UCR criteria, not GA Criminal Code.

* Rape Code 11A is the historical definition of rape (aka Legacy Rape); Rape Codes 11B and 11C are those moved from Part II to Part I in 2017.

* Rape Code 11A is the historical definition of rape; Rape Codes 11B and 11C are those moved from Part II to Part I status in accordance with federal mandate.

Shots Fired Calls	Week Ending 10/21/17	Week Ending 10/28/17	Week Ending 11/04/17	Week Ending 11/11/17	28 Days Ending 11/11/17	28 Day Average 2016	YTD 2017	YTD 2016	YTD 2015	Change 16 to 17	Change vs. 2015
53S ShotSpotter Calls	0	0	0	0	0	0.0	0	0	0	0%	0%
Sig 53 Shots Fired Calls	3	0	2	3	8	8.0	73	87	69	-16%	6%



COMPSTAT ISLANDS PRECINCT Week Ending 11/11/17

PRECINCT COMMANDER:
CAPT. ASHLEY BROWN



	Week Ending 11/11/17	Week Ending 11/04/17	Weekly Avg 2016	28-Day Ending 11/11/17	28-Day Ending 09/17/17	Avg 28-Day 2016	YTD 2017	YTD 2016	YTD 2015	Change 16 to 17	Change vs. 2015
HOMICIDE	0	0	0	0	0	0	5	6	8	-1	-3
RAPE (11A) *	0	0	0	2	2	0	6	3	8	3	-2
RAPE (11B & 11C) *	0	1	0	1	0	1	8	8	5	0	3
COMMERCIAL ROBBERY	1	2	0	4	1	1	27	13	21	14	6
STREET ROBBERY	0	1	1	1	1	3	23	37	50	-14	-27
RESIDENTIAL ROBBERY	0	0	0	0	0	0	4	6	6	-2	-2
AGG ASSAULT w/ GUN	1	0	1	2	3	4	39	46	59	-7	-20
AGG ASSAULT w/o GUN	0	2	1	5	1	3	37	31	36	6	1
TOTAL VIOLENT	2	6	3	15	8	14	149	150	193	-1%	-23%
COMMERCIAL BURGLARY	1	0	0	2	8	2	21	25	24	-4	-3
RESIDENTIAL BURGLARY	5	6	6	25	15	24	231	283	241	-52	-10
SUDDEN SNATCHING	0	0	0	1	2	1	9	9	9	0	0
SHOPLIFTING	8	9	6	37	25	23	273	255	270	18	3
THEFT FROM VEHICLE	9	12	5	39	31	20	260	225	258	35	2
THEFT FROM YARD	2	3	2	15	3	8	103	88	114	15	-11
THEFT FROM BLDG	7	6	4	20	8	16	151	185	183	-34	-32
OTHER LARCENY	2	0	1	3	1	2	27	28	16	-1	11
AUTO THEFT	3	4	3	14	9	11	111	122	121	-11	-10
TOTAL PROPERTY	37	40	27	156	102	107	1186	1220	1236	-3%	-4%
TOTAL PART I	39	46	30	171	110	120	1335	1370	1429	-3%	-7%

Statistics are based on UCR criteria, not GA Criminal Code.

Difference from Last Year -35

Statistics are preliminary, based on RMS data at the time prepared, and are subject to change due to late reports, reclassifications, updated locations, etc.

Cell Shading: white is within 0.6 standard deviation of the mean; red is above; green is below.

* Rape Code 11A is the historical definition of rape; Rape Codes 11B and 11C are those moved from Part II to Part I status in accordance with federal mandate.

Citizen Initiated Calls	Week Ending 11/11/17	Week Ending 11/04/17	Weekly Avg 2016	28-Day Ending 11/11/17	28-Day Ending 9/17/17	Avg 28-Day 2016	YTD 2017	YTD 2016	YTD 2015	Change 16 to 17	Change vs. 2015
Midnight Shift	91	68	82	304	244	330	3685	4761	4434	-1076	-749
Day Shift	233	206	190	846	712	761	9652	12204	11272	-2552	-1620
Afternoon Shift	216	229	219	826	789	876	10489	13727	12525	-3238	-2036
TOTAL CITIZEN CFS	540	503	492	1976	1745	1966	23826	30692	28231	-22.4%	-15.6%
53S ShotSpotter Calls	2	2	3	6	7	12	103	143	80	-40	23
Sig 53 Shots Fired Calls	6	12	16	32	29	62	510	683	663	-173	-153

BEAT 51

Islands Precinct

Week Ending 11/11/17



	Last 4 Weeks				28 Days Ending 11/11/17	28 Day Average 2016	YTD 2017	YTD 2016	YTD 2015	Change 16 to 17	Change vs. 2015
	Ending 10/21/17	Ending 10/28/17	Ending 11/04/17	Ending 11/11/17							
HOMICIDE	0	0	0	0	0	0.2	2	2	1	0	1
RAPE (11A) *	0	1	0	0	1	0.2	2	1	1	1	1
RAPE (11B & 11C) *	0	0	1	0	1	0.2	1	1	1	0	0
COMMERCIAL ROBBERY	1	0	0	1	2	0.4	16	2	8	14	8
STREET ROBBERY	0	0	0	0	0	1.5	8	17	22	-9	-14
RESIDENTIAL ROBBERY	0	0	0	0	0	0.3	0	4	2	-4	-2
AGG ASSAULT w/ GUN	0	0	0	0	0	1.6	10	19	18	-9	-8
AGG ASSAULT w/o GUN	0	2	2	0	4	0.7	11	8	9	3	2
TOTAL VIOLENT	1	3	3	1	8	5.0	50	54	62	-7%	-19%
COMMERCIAL BURGLARY	0	0	0	0	0	1.1	10	15	9	-5	1
RESIDENTIAL BURGLARY	5	3	3	3	14	6.8	60	81	65	-21	-5
SUDDEN SNATCHING	0	0	0	0	0	0.2	3	1	4	2	-1
SHOPLIFTING	4	9	7	3	23	13.7	190	153	211	37	-21
THEFT FROM VEHICLE	6	0	4	2	12	5.7	89	64	78	25	11
THEFT FROM YARD	1	0	1	0	2	2.1	26	21	34	5	-8
THEFT FROM BLDG	0	1	0	1	2	4.1	30	48	62	-18	-32
OTHER LARCENY	0	0	0	1	1	0.5	6	5	4	1	2
AUTO THEFT	0	0	0	0	0	3.1	30	35	44	-5	-14
TOTAL PROPERTY	16	13	15	10	54	37.3	444	423	511	5%	-13%
TOTAL PART I	17	16	18	11	62	42.3	494	477	573	4%	-14%

Difference from Last Year 17

Statistics are based on UCR criteria, not GA Criminal Code.

* Rape Code 11A is the historical definition of rape (aka Legacy Rape); Rape Codes 11B and 11C are those moved from Part II to Part I in 2017.

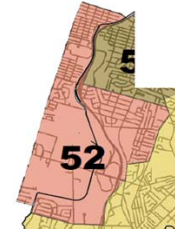
* Rape Code 11A is the historical definition of rape; Rape Codes 11B and 11C are those moved from Part II to Part I status in accordance with federal mandate.

Shots Fired Calls	Week Ending 10/21/17	Week Ending 10/28/17	Week Ending 11/04/17	Week Ending 11/11/17	28 Days Ending 11/11/17	28 Day Average 2016	YTD 2017	YTD 2016	YTD 2015	Change 16 to 17	Change vs. 2015
53S ShotSpotter Calls	0	2	2	1	5	10.8	80	134	71	0%	0%
Sig 53 Shots Fired Calls	4	0	5	0	9	20.9	165	239	180	-31%	-8%

BEAT 52

Islands Precinct

Week Ending 11/11/17



	Last 4 Weeks				28 Days Ending 11/11/17	28 Day Average 2016	YTD 2017	YTD 2016	YTD 2015	Change 16 to 17	Change vs. 2015
	Ending 10/21/17	Ending 10/28/17	Ending 11/04/17	Ending 11/11/17							
HOMICIDE	0	0	0	0	0	0.2	0	2	0	-2	0
RAPE (11A) *	0	0	0	0	0	0.0	0	0	2	0	-2
RAPE (11B & 11C) *	0	0	0	0	0	0.3	2	4	1	-2	1
COMMERCIAL ROBBERY	0	0	0	0	0	0.2	0	2	1	-2	-1
STREET ROBBERY	0	0	0	0	0	0.5	0	6	3	-6	-3
RESIDENTIAL ROBBERY	0	0	0	0	0	0.1	1	1	1	0	0
AGG ASSAULT w/ GUN	0	0	0	1	1	0.3	7	2	14	5	-7
AGG ASSAULT w/o GUN	0	0	0	0	0	0.5	8	6	9	2	-1
TOTAL VIOLENT	0	0	0	1	1	2.1	18	23	31	-22%	-42%
COMMERCIAL BURGLARY	0	0	0	0	0	0.1	1	1	2	0	-1
RESIDENTIAL BURGLARY	0	0	0	0	0	2.6	15	32	43	-17	-28
SUDDEN SNATCHING	0	0	0	0	0	0.2	1	2	2	-1	-1
SHOPLIFTING	0	0	0	0	0	0.2	4	3	3	1	1
THEFT FROM VEHICLE	2	0	1	1	4	1.9	34	22	37	12	-3
THEFT FROM YARD	0	0	1	0	1	0.7	8	9	13	-1	-5
THEFT FROM BLDG	0	2	1	3	6	3.1	43	35	33	8	10
OTHER LARCENY	0	0	0	0	0	0.2	4	2	1	2	3
AUTO THEFT	0	0	0	1	1	1.4	10	18	16	-8	-6
TOTAL PROPERTY	2	2	3	5	12	10.3	120	124	150	-3%	-20%
TOTAL PART I	2	2	3	6	13	12.4	138	147	181	-6%	-24%

Difference from Last Year -9

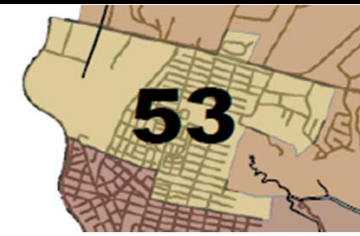
Statistics are based on UCR criteria, not GA Criminal Code.

* Rape Code 11A is the historical definition of rape (aka Legacy Rape); Rape Codes 11B and 11C are those moved from Part II to Part I in 2017.

* Rape Code 11A is the historical definition of rape; Rape Codes 11B and 11C are those moved from Part II to Part I status in accordance with federal mandate.

Shots Fired Calls	Week Ending 10/21/17	Week Ending 10/28/17	Week Ending 11/04/17	Week Ending 11/11/17	28 Days Ending 11/11/17	28 Day Average 2016	YTD 2017	YTD 2016	YTD 2015	Change 16 to 17	Change vs. 2015
53S ShotSpotter Calls	0	0	0	1	1	0.0	3	0	0	0%	0%
Sig 53 Shots Fired Calls	0	1	2	1	4	6.3	72	64	93	13%	-23%

BEAT 53
Islands Precinct
Week Ending 11/11/17



	Last 4 Weeks				28 Days Ending 11/11/17	28 Day Average 2016	YTD 2017	YTD 2016	YTD 2015	Change 16 to 17	Change vs. 2015
	Ending 10/21/17	Ending 10/28/17	Ending 11/04/17	Ending 11/11/17							
HOMICIDE	0	0	0	0	0	0.1	2	1	2	1	0
RAPE (11A) *	0	0	0	0	0	0.0	1	0	2	1	-1
RAPE (11B & 11C) *	0	0	0	0	0	0.0	2	0	2	2	0
COMMERCIAL ROBBERY	0	0	1	0	1	0.1	2	1	3	1	-1
STREET ROBBERY	0	0	1	0	1	0.5	8	4	5	4	3
RESIDENTIAL ROBBERY	0	0	0	0	0	0.1	1	1	0	0	1
AGG ASSAULT w/ GUN	0	0	0	0	0	1.0	13	11	10	2	3
AGG ASSAULT w/o GUN	0	1	0	0	1	0.6	8	7	11	1	-3
TOTAL VIOLENT	0	1	2	0	3	2.3	37	25	35	48%	6%
COMMERCIAL BURGLARY	0	0	0	0	0	0.2	6	3	2	3	4
RESIDENTIAL BURGLARY	2	1	1	1	5	3.5	30	39	32	-9	-2
SUDDEN SNATCHING	0	1	0	0	1	0.2	3	2	2	1	1
SHOPLIFTING	0	1	0	1	2	0.9	18	9	6	9	12
THEFT FROM VEHICLE	0	0	1	1	2	2.7	30	26	21	4	9
THEFT FROM YARD	1	1	0	0	2	1.5	18	18	19	0	-1
THEFT FROM BLDG	0	0	4	1	5	2.5	28	31	19	-3	9
OTHER LARCENY	0	1	0	1	2	0.3	4	2	1	2	3
AUTO THEFT	1	1	1	1	4	1.8	21	18	17	3	4
TOTAL PROPERTY	4	6	7	6	23	13.6	158	148	119	7%	33%
TOTAL PART I	4	7	9	6	26	15.9	195	173	154	13%	27%

Difference from Last Year 22

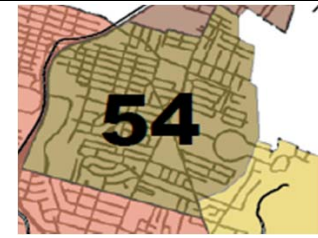
Statistics are based on UCR criteria, not GA Criminal Code.

* Rape Code 11A is the historical definition of rape (aka Legacy Rape); Rape Codes 11B and 11C are those moved from Part II to Part I in 2017.

* Rape Code 11A is the historical definition of rape; Rape Codes 11B and 11C are those moved from Part II to Part I status in accordance with federal mandate.

Shots Fired Calls	Week Ending 10/21/17	Week Ending 10/28/17	Week Ending 11/04/17	Week Ending 11/11/17	28 Days Ending 11/11/17	28 Day Average 2016	YTD 2017	YTD 2016	YTD 2015	Change 16 to 17	Change vs. 2015
53S ShotSpotter Calls	0	0	0	0	0	0.8	19	9	8	0%	0%
Sig 53 Shots Fired Calls	0	1	3	1	5	15.0	103	169	149	-39%	-31%

BEAT 54
Islands Precinct
Week Ending 11/11/17



	Last 4 Weeks				28 Days Ending 11/11/17	28 Day Average 2016	YTD 2017	YTD 2016	YTD 2015	Change 16 to 17	Change vs. 2015
	Ending 10/21/17	Ending 10/28/17	Ending 11/04/17	Ending 11/11/17							
HOMICIDE	0	0	0	0	0	0.1	0	1	4	-1	-4
RAPE (11A) *	1	0	0	0	1	0.1	0	1	1	-1	-1
RAPE (11B & 11C) *	0	0	0	0	0	0.1	0	1	1	-1	-1
COMMERCIAL ROBBERY	0	0	1	0	1	0.5	8	7	7	1	1
STREET ROBBERY	0	0	0	0	0	0.8	3	9	11	-6	-8
RESIDENTIAL ROBBERY	0	0	0	0	0	0.0	1	0	0	1	1
AGG ASSAULT w/ GUN	0	1	0	0	1	0.7	7	8	10	-1	-3
AGG ASSAULT w/o GUN	0	0	0	0	0	0.6	6	5	4	1	2
TOTAL VIOLENT	1	1	1	0	3	2.8	25	32	38	-22%	-34%
COMMERCIAL BURGLARY	0	0	0	0	0	0.2	0	2	5	-2	-5
RESIDENTIAL BURGLARY	0	0	1	0	1	6.1	55	66	33	-11	22
SUDDEN SNATCHING	0	0	0	0	0	0.0	2	0	1	2	1
SHOPLIFTING	1	2	1	1	5	2.0	28	20	10	8	18
THEFT FROM VEHICLE	1	0	0	0	1	4.7	29	57	58	-28	-29
THEFT FROM YARD	2	0	0	0	2	1.0	19	9	17	10	2
THEFT FROM BLDG	0	1	0	0	1	2.2	19	27	22	-8	-3
OTHER LARCENY	0	0	0	0	0	0.2	5	3	4	2	1
AUTO THEFT	0	0	0	0	0	2.8	23	33	24	-10	-1
TOTAL PROPERTY	4	3	2	1	10	19.2	180	217	174	-17%	3%
TOTAL PART I	5	4	3	1	13	22.0	205	249	212	-18%	-3%

Difference from Last Year -44

Statistics are based on UCR criteria, not GA Criminal Code.

* Rape Code 11A is the historical definition of rape (aka Legacy Rape); Rape Codes 11B and 11C are those moved from Part II to Part I in 2017.

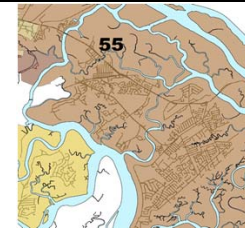
* Rape Code 11A is the historical definition of rape; Rape Codes 11B and 11C are those moved from Part II to Part I status in accordance with federal mandate.

	Week Ending 10/21/17	Week Ending 10/28/17	Week Ending 11/04/17	Week Ending 11/11/17	28 Days Ending 11/11/17	28 Day Average 2016	YTD 2017	YTD 2016	YTD 2015	Change 16 to 17	Change vs. 2015
Shots Fired Calls											
53S ShotSpotter Calls	0	0	0	0	0	0.0	0	0	1	0%	0%
Sig 53 Shots Fired Calls	1	4	0	2	7	10.7	85	114	135	-25%	-37%

BEAT 55

Islands Precinct

Week Ending 11/11/17



	Last 4 Weeks				28 Days Ending 11/11/17	28 Day Average 2016	YTD 2017	YTD 2016	YTD 2015	Change 16 to 17	Change vs. 2015
	Ending 10/21/17	Ending 10/28/17	Ending 11/04/17	Ending 11/11/17							
HOMICIDE	0	0	0	0	0	0.0	0	0	1	0	-1
RAPE (11A) *	0	0	0	0	0	0.1	3	1	2	2	1
RAPE (11B & 11C) *	0	0	0	0	0	0.2	3	2	0	1	3
COMMERCIAL ROBBERY	0	0	0	0	0	0.1	1	1	2	0	-1
STREET ROBBERY	0	0	0	0	0	0.1	4	1	4	3	0
RESIDENTIAL ROBBERY	0	0	0	0	0	0.0	0	0	2	0	-2
AGG ASSAULT w/ GUN	0	0	0	0	0	0.2	0	2	1	-2	-1
AGG ASSAULT w/o GUN	0	0	0	0	0	0.5	4	4	2	0	2
TOTAL VIOLENT	0	0	0	0	0	1.1	15	11	14	36%	7%
COMMERCIAL BURGLARY	1	0	0	1	2	0.2	4	3	5	1	-1
RESIDENTIAL BURGLARY	1	1	0	1	3	4.0	58	50	56	8	2
SUDDEN SNATCHING	0	0	0	0	0	0.4	0	4	0	-4	0
SHOPLIFTING	1	2	1	3	7	6.1	33	70	40	-37	-7
THEFT FROM VEHICLE	1	8	6	5	20	4.2	75	49	58	26	17
THEFT FROM YARD	3	0	1	2	6	2.6	30	28	30	2	0
THEFT FROM BLDG	2	1	1	2	6	3.7	30	42	42	-12	-12
OTHER LARCENY	0	0	0	0	0	1.1	7	14	5	-7	2
AUTO THEFT	1	4	3	1	9	1.5	24	17	13	7	11
TOTAL PROPERTY	10	16	12	15	53	23.8	261	277	249	-6%	5%
TOTAL PART I	10	16	12	15	53	24.9	276	288	263	-4%	5%

Difference from Last Year -12

Statistics are based on UCR criteria, not GA Criminal Code.

* Rape Code 11A is the historical definition of rape (aka Legacy Rape); Rape Codes 11B and 11C are those moved from Part II to Part I in 2017.

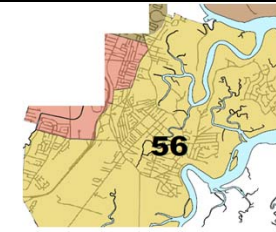
* Rape Code 11A is the historical definition of rape; Rape Codes 11B and 11C are those moved from Part II to Part I status in accordance with federal mandate.

Shots Fired Calls	Week Ending 10/21/17	Week Ending 10/28/17	Week Ending 11/04/17	Week Ending 11/11/17	28 Days Ending 11/11/17	28 Day Average 2016	YTD 2017	YTD 2016	YTD 2015	Change 16 to 17	Change vs. 2015
53S ShotSpotter Calls	0	0	0	0	0	0.0	1	0	0	0%	0%
Sig 53 Shots Fired Calls	1	1	2	1	5	5.3	53	57	54	-7%	-2%

BEAT 56

Islands Precinct

Week Ending 11/11/17



	Last 4 Weeks				28 Days Ending 11/11/17	28 Day Average 2016	YTD 2017	YTD 2016	YTD 2015	Change 16 to 17	Change vs. 2015
	Ending 10/21/17	Ending 10/28/17	Ending 11/04/17	Ending 11/11/17							
HOMICIDE	0	0	0	0	0	0.0	1	0	0	1	1
RAPE (11A) *	0	0	0	0	0	0.0	0	0	0	0	0
RAPE (11B & 11C) *	0	0	0	0	0	0.0	0	0	0	0	0
COMMERCIAL ROBBERY	0	0	0	0	0	0.0	0	0	0	0	0
STREET ROBBERY	0	0	0	0	0	0.0	0	0	5	0	-5
RESIDENTIAL ROBBERY	0	0	0	0	0	0.0	1	0	1	1	0
AGG ASSAULT w/ GUN	0	0	0	0	0	0.3	2	4	6	-2	-4
AGG ASSAULT w/o GUN	0	0	0	0	0	0.1	0	1	1	-1	-1
TOTAL VIOLENT	0	0	0	0	0	0.4	4	5	13	-20%	-69%
COMMERCIAL BURGLARY	0	0	0	0	0	0.1	0	1	1	-1	-1
RESIDENTIAL BURGLARY	0	1	1	0	2	1.2	13	15	12	-2	1
SUDDEN SNATCHING	0	0	0	0	0	0.0	0	0	0	0	0
SHOPLIFTING	0	0	0	0	0	0.0	0	0	0	0	0
THEFT FROM VEHICLE	0	0	0	0	0	0.5	3	7	6	-4	-3
THEFT FROM YARD	0	2	0	0	2	0.3	2	3	1	-1	1
THEFT FROM BLDG	0	0	0	0	0	0.2	1	2	5	-1	-4
OTHER LARCENY	0	0	0	0	0	0.2	1	2	1	-1	0
AUTO THEFT	0	0	0	0	0	0.1	3	1	7	2	-4
TOTAL PROPERTY	0	3	1	0	4	2.5	23	31	33	-26%	-30%
TOTAL PART I	0	3	1	0	4	2.9	27	36	46	-25%	-41%

Difference from Last Year -9

Statistics are based on UCR criteria, not GA Criminal Code.

* Rape Code 11A is the historical definition of rape (aka Legacy Rape); Rape Codes 11B and 11C are those moved from Part II to Part I in 2017.

* Rape Code 11A is the historical definition of rape; Rape Codes 11B and 11C are those moved from Part II to Part I status in accordance with federal mandate.

Shots Fired Calls	Week Ending 10/21/17	Week Ending 10/28/17	Week Ending 11/04/17	Week Ending 11/11/17	28 Days Ending 11/11/17	28 Day Average 2016	YTD 2017	YTD 2016	YTD 2015	Change 16 to 17	Change vs. 2015
53S ShotSpotter Calls	0	0	0	0	0	0.0	0	0	0	0%	0%
Sig 53 Shots Fired Calls	0	1	0	1	2	4.0	32	40	52	-20%	-38%



COMPSTAT WHITEFIELD PRECINCT Week Ending 11/11/17

PRECINCT COMMANDER:
LT. TORRENCE GARVIN



	Week Ending 11/11/17	Week Ending 11/04/17	Weekly Avg 2016	28-Day Ending 11/11/17	28-Day Ending 09/17/17	Avg 28-Day 2016	YTD 2017	YTD 2016	YTD 2015	Change 16 to 17	Change vs. 2015
HOMICIDE	0	0	0	0	1	0	3	3	3	0	0
RAPE (11A) *	0	0	0	0	1	0	4	2	4	2	0
RAPE (11B & 11C) *	0	0	0	0	0	0	5	5	1	0	4
COMMERCIAL ROBBERY	0	0	0	0	0	0	0	2	7	-2	-7
STREET ROBBERY	0	0	0	1	1	1	8	6	6	2	2
RESIDENTIAL ROBBERY	0	0	0	1	0	0	1	2	4	-1	-3
AGG ASSAULT w/ GUN	0	1	0	1	0	1	5	12	9	-7	-4
AGG ASSAULT w/o GUN	0	0	0	0	1	1	6	15	9	-9	-3
TOTAL VIOLENT	0	1	1	3	4	4	32	47	43	-32%	-26%
COMMERCIAL BURGLARY	1	0	0	1	2	2	6	22	8	-16	-2
RESIDENTIAL BURGLARY	4	2	3	10	6	13	106	150	137	-44	-31
SUDDEN SNATCHING	0	0	0	0	0	1	3	7	2	-4	1
SHOPLIFTING	3	2	2	13	11	9	141	100	153	41	-12
THEFT FROM VEHICLE	5	3	3	15	7	11	122	105	107	17	15
THEFT FROM YARD	1	2	1	5	4	5	46	63	49	-17	-3
THEFT FROM BLDG	1	0	1	3	10	6	59	64	65	-5	-6
OTHER LARCENY	0	0	0	0	2	1	24	7	5	17	19
AUTO THEFT	2	1	1	6	1	4	42	43	40	-1	2
TOTAL PROPERTY	17	10	13	53	43	51	549	561	566	-2%	-3%
TOTAL PART I	17	11	14	56	47	56	581	608	609	-4%	-5%

Statistics are based on UCR criteria, not GA Criminal Code.

Difference from Last Year -27

Statistics are preliminary, based on RMS data at the time prepared, and are subject to change due to late reports, reclassifications, updated locations, etc.

Cell Shading: white is within 0.6 standard deviation of the mean; red is above; green is below.

* Rape Code 11A is the historical definition of rape; Rape Codes 11B and 11C are those moved from Part II to Part I status in accordance with federal mandate.

Citizen Initiated Calls	Week Ending 11/11/17	Week Ending 11/04/17	Weekly Avg 2016	28-Day Ending 11/11/17	28-Day Ending 9/17/17	Avg 28-Day 2016	YTD 2017	YTD 2016	YTD 2015	Change 16 to 17	Change vs. 2015
Midnight Shift	26	31	34	117	121	138	1353	1571	4336	-218	-2983
Day Shift	106	125	101	436	408	403	4460	4541	4275	-81	185
Afternoon Shift	110	92	102	392	358	407	4189	4637	1464	-448	2725
TOTAL CITIZEN CFS	242	248	237	945	887	947	10002	10749	10075	-6.9%	-0.7%
53S ShotSpotter Calls	0	0	0	6	0	0	0	0	0	0	0
Sig 53 Shots Fired Calls	5	3	5	32	10	18	164	204	141	-40	23

BEAT 61
Whitefield Precinct
Week Ending 11/11/17

	Last 4 Weeks				28 Days Ending 11/11/17	28 Day Average 2016	YTD 2017	YTD 2016	YTD 2015	Change 16 to 17	Change vs. 2015
	Ending 10/21/17	Ending 10/28/17	Ending 11/04/17	Ending 11/11/17							
HOMICIDE	0	0	0	0	0	0.0	2	0	1	2	1
RAPE (11A) *	0	0	0	0	0	0.0	0	0	3	0	-3
RAPE (11B & 11C) *	0	0	0	0	0	0.2	0	2	1	-2	-1
COMMERCIAL ROBBERY	0	0	0	0	0	0.1	0	1	0	-1	0
STREET ROBBERY	0	0	0	0	0	0.2	2	1	4	1	-2
RESIDENTIAL ROBBERY	0	0	0	0	0	0.0	0	0	3	0	-3
AGG ASSAULT w/ GUN	0	0	0	0	0	0.2	1	3	1	-2	0
AGG ASSAULT w/o GUN	0	0	0	0	0	0.5	2	6	4	-4	-2
TOTAL VIOLENT	0	0	0	0	0	1.1	7	13	17	-46%	-59%
COMMERCIAL BURGLARY	0	0	0	0	0	0.8	3	10	3	-7	0
RESIDENTIAL BURGLARY	0	2	0	3	5	4.3	48	48	56	0	-8
SUDDEN SNATCHING	0	0	0	0	0	0.2	0	2	1	-2	-1
SHOPLIFTING	3	5	2	3	13	7.7	133	85	140	48	-7
THEFT FROM VEHICLE	2	2	1	2	7	5.7	52	52	35	0	17
THEFT FROM YARD	0	0	1	1	2	2.8	21	36	19	-15	2
THEFT FROM BLDG	1	0	0	1	2	2.8	27	28	33	-1	-6
OTHER LARCENY	0	0	0	0	0	0.8	11	6	2	5	9
AUTO THEFT	1	1	1	1	4	1.4	11	14	12	-3	-1
TOTAL PROPERTY	7	10	5	11	33	26.3	306	281	301	9%	2%
TOTAL PART I	7	10	5	11	33	27.5	313	294	318	6%	-2%

Difference from Last Year 19

Statistics are based on UCR criteria, not GA Criminal Code.

* Rape Code 11A is the historical definition of rape (aka Legacy Rape); Rape Codes 11B and 11C are those moved from Part II to Part I in 2017.

* Rape Code 11A is the historical definition of rape; Rape Codes 11B and 11C are those moved from Part II to Part I status in accordance with federal mandate.

Shots Fired Calls	Week Ending 10/21/17	Week Ending 10/28/17	Week Ending 11/04/17	Week Ending 11/11/17	28 Days Ending 11/11/17	28 Day Average 2016	YTD 2017	YTD 2016	YTD 2015	Change 16 to 17	Change vs. 2015
53S ShotSpotter Calls	0	0	0	0	0	0.0	0	0	0	0%	0%
Sig 53 Shots Fired Calls	0	1	0	1	2	4.4	56	89	52	-37%	8%

BEAT 62
Whitefield Precinct
Week Ending 11/11/17

	Last 4 Weeks				28 Days Ending 11/11/17	28 Day Average 2016	YTD 2017	YTD 2016	YTD 2015	Change 16 to 17	Change vs. 2015
	Ending 10/21/17	Ending 10/28/17	Ending 11/04/17	Ending 11/11/17							
HOMICIDE	0	0	0	0	0	0.2	1	3	2	-2	-1
RAPE (11A) *	0	0	0	0	0	0.2	4	2	1	2	3
RAPE (11B & 11C) *	0	0	0	0	0	0.3	5	3	0	2	5
COMMERCIAL ROBBERY	0	0	0	0	0	0.1	0	1	7	-1	-7
STREET ROBBERY	1	0	0	0	1	0.4	6	5	2	1	4
RESIDENTIAL ROBBERY	1	0	0	0	1	0.2	1	2	1	-1	0
AGG ASSAULT w/ GUN	0	0	1	0	1	1.0	4	9	8	-5	-4
AGG ASSAULT w/o GUN	0	0	0	0	0	0.9	4	9	5	-5	-1
TOTAL VIOLENT	2	0	1	0	3	3.2	25	34	26	-26%	-4%
COMMERCIAL BURGLARY	0	0	0	1	1	1.2	3	12	5	-9	-2
RESIDENTIAL BURGLARY	1	1	2	1	5	8.6	58	102	81	-44	-23
SUDDEN SNATCHING	0	0	0	0	0	0.4	3	5	1	-2	2
SHOPLIFTING	0	0	0	0	0	1.3	8	15	13	-7	-5
THEFT FROM VEHICLE	1	2	2	3	8	5.0	70	53	72	17	-2
THEFT FROM YARD	0	2	1	0	3	2.3	25	27	30	-2	-5
THEFT FROM BLDG	0	1	0	0	1	3.2	32	36	32	-4	0
OTHER LARCENY	0	0	0	0	0	0.4	13	1	3	12	10
AUTO THEFT	0	1	0	1	2	2.4	31	29	28	2	3
TOTAL PROPERTY	2	7	5	6	20	24.9	243	280	265	-13%	-8%
TOTAL PART I	4	7	6	6	23	28.1	268	314	291	-15%	-8%

Difference from Last Year -46

Statistics are based on UCR criteria, not GA Criminal Code.

* Rape Code 11A is the historical definition of rape (aka Legacy Rape); Rape Codes 11B and 11C are those moved from Part II to Part I in 2017.

* Rape Code 11A is the historical definition of rape; Rape Codes 11B and 11C are those moved from Part II to Part I status in accordance with federal mandate.

Shots Fired Calls	Week Ending 10/21/17	Week Ending 10/28/17	Week Ending 11/04/17	Week Ending 11/11/17	28 Days Ending 11/11/17	28 Day Average 2016	YTD 2017	YTD 2016	YTD 2015	Change 16 to 17	Change vs. 2015
53S ShotSpotter Calls	0	0	0	0	0	0.0	0	0	0	0%	0%
Sig 53 Shots Fired Calls	1	0	3	4	8	13.8	108	115	89	-6%	21%