



COMPSTAT TOTAL JURISDICTION Week Ending 09/09/17

PATROL COMMANDER:
MAJOR KERRY THOMAS



	Week Ending 09/09/17	Week Ending 09/02/17	Weekly Avg 2016	28-Day Ending 09/09/17	28-Day Ending 8/12/17	Avg 28-Day 2016	YTD 2017	YTD 2016	YTD 2015	Change 16 to 17	Change vs. 2015
HOMICIDE	0	0	1	1	1	4	25	40	27	-15	-2
RAPE (11A) *	3	1	1	7	11	4	51	41	39	10	12
RAPE (11B & 11C) *	0	0	1	0	3	6	33	41	16	-8	17
COMMERCIAL ROBBERY	6	1	2	12	9	7	76	61	51	15	25
STREET ROBBERY	3	9	8	22	23	30	168	255	221	-87	-53
RESIDENTIAL ROBBERY	0	0	1	1	3	4	17	34	34	-17	-17
AGG ASSAULT w/ GUN	7	6	5	25	18	21	220	192	199	28	21
AGG ASSAULT w/o GUN	5	3	5	30	22	20	219	181	151	38	68
TOTAL VIOLENT	24	20	24	98	90	96	809	845	738	-4%	10%
COMMERCIAL BURGLARY	9	9	7	30	14	27	147	227	169	-80	-22
RESIDENTIAL BURGLARY	22	26	29	108	89	115	766	961	1105	-195	-339
SUDDEN SNATCHING	0	1	2	4	9	9	74	78	59	-4	15
SHOPLIFTING	30	21	31	117	152	126	1,250	1,111	1191	139	59
THEFT FROM VEHICLE	30	30	39	137	181	156	1443	1,335	1499	108	-56
THEFT FROM YARD	13	15	16	55	78	65	589	592	608	-3	-19
THEFT FROM BLDG	13	27	24	87	73	94	781	832	811	-51	-30
OTHER LARCENY	2	4	3	14	12	13	157	89	92	68	65
AUTO THEFT	20	13	18	71	86	73	664	634	761	30	-97
TOTAL PROPERTY	139	146	170	623	694	678	5871	5859	6295	0%	-7%
TOTAL PART I	163	166	193	721	784	774	6680	6704	7033	0%	-5%

Difference from Last Year -24

Statistics are based on UCR criteria, not GA Criminal Code.

Statistics are preliminary, based on RMS data at the time prepared, and are subject to change due to late reports, reclassifications, updated locations, etc.

Cell Shading: white is within 0.6 standard deviation of the mean; red is above; green is below.

* Rape Code 11A is the historical definition of rape; Rape Codes 11B and 11C are those moved from Part II to Part I status in accordance with federal mandate.

Citizen Initiated Calls	Ending 09/09/17	Ending 09/02/17	Avg 2016	Ending 09/09/17	Ending 08/05/17	28-Day 2016	YTD 2017	YTD 2016	YTD 2015	Change 16 to 17	Change vs. 2015
Midnight Shift	470	467	534	1912	1949	2136	18582	21093	19501	-2511	-919
Day Shift	1140	1201	1223	4695	4692	4891	44621	50330	45899	-5709	-1278
Afternoon Shift	1086	1223	1305	4744	4989	5220	47340	53051	48599	-5711	-1259
TOTAL CITIZEN CFS	2696	2891	3062	11351	11630	12246	110543	124474	113999	-11.2%	-3.0%
53S ShotSpotter Calls	27	20	23	94	53	92	716	871	631	-155	85
Sig 53 Shots Fired Calls	50	42	63	164	143	253	1957	2244	1913	-287	44



Unincorporated Chatham County

Week Ending 09/09/17

PATROL COMMANDER:
MAJOR KERRY THOMAS



	Week Ending 09/09/17	Week Ending 09/02/17	Weekly Avg 2016	28-Day Ending 09/09/17	28-Day Ending 8/12/17	Avg 28-Day 2016	YTD 2017	YTD 2016	YTD 2015	Change 16 to 17	Change vs. 2015
HOMICIDE	0	1	0.1	0	0	0.5	5	5	2	0	3
RAPE (11A) *	0	0	0.1	0	2	0.5	8	5	9	3	-1
RAPE (11B & 11C) *	0	0	0.3	0	1	1.1	9	8	3	1	6
COMMERCIAL ROBBERY	1	1	0.2	2	0	0.9	5	10	6	-5	-1
STREET ROBBERY	0	3	0.5	3	2	2.1	17	19	16	-2	1
RESIDENTIAL ROBBERY	0	0	0.2	0	1	0.8	3	9	5	-6	-2
AGG ASSAULT w/ GUN	2	0	0.8	4	3	3.2	20	29	10	-9	10
AGG ASSAULT w/o GUN	0	0	0.8	3	5	3.1	32	25	20	7	12
TOTAL VIOLENT	3	5	3.0	12	14	12.2	99	110	71	-10%	39%
COMMERCIAL BURGLARY	0	0	0.7	3	2	2.7	16	24	10	-8	6
RESIDENTIAL BURGLARY	4	9	6.7	33	32	26.7	245	250	239	-5	6
SUDDEN SNATCHING	0	0	0.3	0	2	1.1	5	11	2	-6	3
SHOPLIFTING	8	4	6.1	26	30	24.4	221	224	277	-3	-56
THEFT FROM VEHICLE	4	8	7.1	35	49	28.3	298	238	200	60	98
THEFT FROM YARD	1	3	2.8	9	18	11.1	98	93	97	5	1
THEFT FROM BLDG	3	2	3.8	13	9	15.1	152	126	126	26	26
OTHER LARCENY	0	0	0.9	4	4	3.7	42	28	21	14	21
AUTO THEFT	6	3	3.0	19	18	12.2	131	107	85	24	46
TOTAL PROPERTY	26	29	31.3	142	164	125.3	1208	1101	1057	10%	14%
TOTAL PART I	29	34	34.4	154	178	137.5	1307	1211	1128	8%	16%

Statistics are based on UCR criteria, not GA Criminal Code.

Difference from Last Year 96

Statistics are preliminary, based on RMS data at the time prepared, and are subject to change due to late reports, reclassifications, updated locations, etc.

Cell Shading: white is within 0.6 standard deviation of the mean; red is above; green is below.

* Rape Code 11A is the historical definition of rape; Rape Codes 11B and 11C are those moved from Part II to Part I status in accordance with federal mandate.

Shots Fired Calls	Week Ending 09/09/17	Week Ending 09/02/17	Weekly Avg 2016	28-Day Ending 09/09/17	28-Day Ending 8/5/17	Avg 28-Day 2016	YTD 2017	YTD 2016	YTD 2015	Change 16 to 17	Change vs. 2015
53S ShotSpotter Calls	0	0	0.0	0	0	0.0	0	0	0	0	0
Sig 53 Shots Fired Calls	10	5	11.3	33	39	45.1	386	378	364	8	22



City of Savannah Only

Week Ending 09/09/17

PATROL COMMANDER:
MAJOR KERRY THOMAS



	Week Ending 09/09/17	Week Ending 09/02/17	Weekly Avg 2016	28-Day Ending 09/09/17	28-Day Ending 8/12/17	Avg 28-Day 2016	YTD 2017	YTD 2016	YTD 2015	Change 16 to 17	Change vs. 2015
HOMICIDE	0	-1	1	1	1	3	20	35	25	-15	-5
RAPE (11A) *	3	1	1	7	9	3	43	36	30	7	13
RAPE (11B & 11C) *	0	0	1	0	2	5	24	33	13	-9	11
COMMERCIAL ROBBERY	5	0	1	10	9	6	71	51	45	20	26
STREET ROBBERY	3	6	7	19	21	28	151	236	205	-85	-54
RESIDENTIAL ROBBERY	0	0	1	1	2	3	14	25	29	-11	-15
AGG ASSAULT w/ GUN	5	6	5	21	15	18	200	163	189	37	11
AGG ASSAULT w/o GUN	5	3	4	27	17	17	187	156	131	31	56
TOTAL VIOLENT	21	15	21	86	76	83	710	735	667	-3%	6%
COMMERCIAL BURGLARY	9	9	6	27	12	24	131	203	159	-72	-28
RESIDENTIAL BURGLARY	18	17	22	75	57	88	521	711	866	-190	-345
SUDDEN SNATCHING	0	1	2	4	7	7	69	67	57	2	12
SHOPLIFTING	22	17	25	91	122	101	1029	887	914	142	115
THEFT FROM VEHICLE	26	22	32	102	132	128	1145	1097	1299	48	-154
THEFT FROM YARD	12	12	14	46	60	54	491	499	511	-8	-20
THEFT FROM BLDG	10	25	20	74	64	79	629	706	685	-77	-56
OTHER LARCENY	2	4	2	10	8	9	115	61	71	54	44
AUTO THEFT	14	10	15	52	68	61	533	527	676	6	-143
TOTAL PROPERTY	113	117	138	481	530	553	4663	4758	5238	-2%	-11%
TOTAL PART I	134	132	159	567	606	636	5373	5493	5905	-2%	-9%

Difference from Last Year -120

Statistics are based on UCR criteria, not GA Criminal Code.

Statistics are preliminary, based on RMS data at the time prepared, and are subject to change due to late reports, reclassifications, updated locations, etc.

Cell Shading: white is within 0.6 standard deviation of the mean; red is above; green is below.

* Rape Code 11A is the historical definition of rape; Rape Codes 11B and 11C are those moved from Part II to Part I status in accordance with federal mandate.

Shots Fired Calls	Week Ending 09/09/17	Week Ending 09/02/17	Weekly Avg 2016	28-Day Ending 09/09/17	28-Day Ending 8/5/17	Avg 28-Day 2016	YTD 2017	YTD 2016	YTD 2015	Change 16 to 17	Change vs. 2015
53S ShotSpotter Calls	27	20	22.9	94	53	91.7	716	871	631	-155	85
Sig 53 Shots Fired Calls	40	37	52.0	131	104	207.9	1571	1866	1549	-295	22



COMPSTAT WEST CHATHAM PRECINCT Week Ending 09/09/17

PRECINCT COMMANDER:

CAPT. JOHN BEST



	Week Ending 09/09/17	Week Ending 09/02/17	Weekly Avg 2016	28-Day Ending 09/09/17	28-Day Ending 8/12/17	Avg 28-Day 2016	YTD 2017	YTD 2016	YTD 2015	Change 16 to 17	Change vs. 2015
HOMICIDE	0	0	0	0	0	0	3	4	0	-1	3
RAPE (11A) *	0	0	0	0	3	1	10	9	10	1	0
RAPE (11B & 11C) *	0	0	0	0	1	1	5	11	3	-6	2
COMMERCIAL ROBBERY	2	1	0	4	0	1	9	13	11	-4	-2
STREET ROBBERY	0	1	1	1	2	3	19	24	19	-5	0
RESIDENTIAL ROBBERY	0	0	0	0	1	1	3	13	6	-10	-3
AGG ASSAULT w/ GUN	1	1	1	4	5	4	35	33	19	2	16
AGG ASSAULT w/o GUN	0	0	1	3	7	4	42	35	31	7	11
TOTAL VIOLENT	3	3	4	12	19	16	126	142	99	-11%	27%
COMMERCIAL BURGLARY	2	2	1	10	4	5	42	45	49	-3	-7
RESIDENTIAL BURGLARY	4	7	6	29	20	22	187	198	214	-11	-27
SUDDEN SNATCHING	0	1	0	2	0	1	7	8	4	-1	3
SHOPLIFTING	3	3	3	16	13	14	123	126	150	-3	-27
THEFT FROM VEHICLE	5	10	7	36	51	29	267	249	238	18	29
THEFT FROM YARD	4	3	3	11	12	10	113	92	113	21	0
THEFT FROM BLDG	2	4	4	14	17	16	176	126	149	50	27
OTHER LARCENY	0	0	1	2	4	4	35	20	19	15	16
AUTO THEFT	9	6	4	24	23	16	156	141	143	15	13
TOTAL PROPERTY	29	36	29	144	144	118	1106	1005	1079	10%	3%
TOTAL PART I	32	39	33	156	163	134	1232	1147	1178	7%	5%

Statistics are based on UCR criteria, not GA Criminal Code.

Difference from Last Year 85

Statistics are preliminary, based on RMS data at the time prepared, and are subject to change due to late reports, reclassifications, updated locations, etc.

Cell Shading: white is within 0.6 standard deviation of the mean; red is above; green is below.

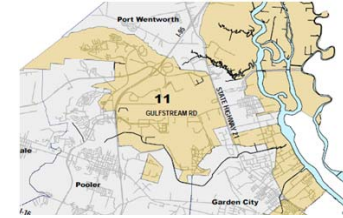
* Rape Code 11A is the historical definition of rape; Rape Codes 11B and 11C are those moved from Part II to Part I status in accordance with federal mandate.

Citizen Initiated Calls	Week Ending 09/09/17	Week Ending 09/02/17	Weekly Avg 2016	28-Day Ending 09/09/17	28-Day Ending 8/5/17	Avg 28-Day 2016	YTD 2017	YTD 2016	YTD 2015	Change 16 to 17	Change vs. 2015
Midnight Shift	116	114	114	460	467	455	4055	4062	4062	-7	-7
Day Shift	276	306	282	1210	1226	1127	9963	10417	10188	-454	-225
Afternoon Shift	268	286	294	1159	1237	1177	10528	10666	10596	-138	-68
TOTAL CITIZEN CFS	660	660	690	2829	2930	2758	24546	25145	24846	-2.4%	-1.2%
53S ShotSpotter Calls	0	0	0	0	0	0	0	3	1	-3	-1
Sig 53 Shots Fired Calls	10	7	10	35	33	38	313	335	304	-22	9

BEAT 11

West Chatham Precinct

Week Ending 09/09/17



	Last 4 Weeks				28 Days Ending 09/09/17	28 Day Average 2016	YTD 2017	YTD 2016	YTD 2015	Change 16 to 17	Change vs. 2015
	Ending 08/19/17	Ending 08/26/17	Ending 09/02/17	Ending 09/09/17							
HOMICIDE	0	0	0	0	0	0.0	0	0	0	0	0
RAPE (11A) *	0	0	0	0	0	0.1	0	1	1	-1	-1
RAPE (11B & 11C) *	0	0	0	0	0	0.1	1	1	1	0	0
COMMERCIAL ROBBERY	0	0	0	1	1	0.3	2	2	3	0	-1
STREET ROBBERY	0	0	0	0	0	0.2	2	2	3	0	-1
RESIDENTIAL ROBBERY	0	0	0	0	0	0.1	0	0	0	0	0
AGG ASSAULT w/ GUN	0	1	0	0	1	0.1	5	1	1	4	4
AGG ASSAULT w/o GUN	0	0	0	0	0	0.5	3	4	0	-1	3
TOTAL VIOLENT	0	1	0	1	2	1.3	13	11	9	18%	44%
COMMERCIAL BURGLARY	0	1	0	1	2	0.4	7	5	7	2	0
RESIDENTIAL BURGLARY	0	1	1	0	2	1.1	16	10	13	6	3
SUDDEN SNATCHING	1	0	0	0	1	0.1	1	1	0	0	1
SHOPLIFTING	0	0	0	1	1	0.2	4	2	1	2	3
THEFT FROM VEHICLE	0	2	0	0	2	3.5	32	23	28	9	4
THEFT FROM YARD	0	0	0	3	3	1.9	23	21	19	2	4
THEFT FROM BLDG	1	0	1	0	2	3.3	47	28	47	19	0
OTHER LARCENY	0	0	0	0	0	0.7	5	4	2	1	3
AUTO THEFT	1	1	1	0	3	2.2	20	19	23	1	-3
TOTAL PROPERTY	3	5	3	5	16	13.4	155	113	140	37%	11%
TOTAL PART I	3	6	3	6	18	14.7	168	124	149	35%	13%

Difference from Last Year 44

Statistics are based on UCR criteria, not GA Criminal Code.

* Rape Code 11A is the historical definition of rape (aka Legacy Rape); Rape Codes 11B and 11C are those moved from Part II to Part I in 2017.

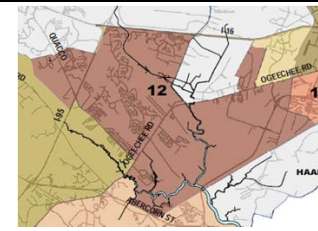
* Rape Code 11A is the historical definition of rape; Rape Codes 11B and 11C are those moved from Part II to Part I status in accordance with federal mandate.

Shots Fired Calls	Week Ending 08/05/17	Week Ending 08/12/17	Week Ending 09/02/17	Week Ending 09/09/17	28 Days Ending 09/09/17	28 Day Average 2016	YTD 2017	YTD 2016	YTD 2015	Change 16 to 17	Change vs. 2015
53S ShotSpotter Calls	0	0	0	0	0	0.0	0	0	0	0%	0%
Sig 53 Shots Fired Calls	0	1	0	0	1	1.6	17	10	20	70%	-15%

BEAT 12

West Chatham Precinct

Week Ending 09/09/17



	Last 4 Weeks				28 Days Ending 09/09/17	28 Day Average 2016	YTD 2017	YTD 2016	YTD 2015	Change 16 to 17	Change vs. 2015
	Ending 08/19/17	Ending 08/26/17	Ending 09/02/17	Ending 09/09/17							
HOMICIDE	0	0	0	0	0	0.1	1	1	0	0	1
RAPE (11A) *	0	0	0	0	0	0.2	4	1	3	3	1
RAPE (11B & 11C) *	0	0	0	0	0	0.6	1	5	1	-4	0
COMMERCIAL ROBBERY	0	0	0	0	0	0.3	1	4	1	-3	0
STREET ROBBERY	0	0	0	0	0	0.6	3	5	3	-2	0
RESIDENTIAL ROBBERY	0	0	0	0	0	0.3	1	3	1	-2	0
AGG ASSAULT w/ GUN	0	1	0	1	2	0.7	8	6	1	2	7
AGG ASSAULT w/o GUN	2	0	0	0	2	0.8	13	6	8	7	5
TOTAL VIOLENT	2	1	0	1	4	3.6	32	31	18	3%	78%
COMMERCIAL BURGLARY	0	1	0	0	1	0.5	2	4	4	-2	-2
RESIDENTIAL BURGLARY	5	1	2	2	10	7.1	43	68	73	-25	-30
SUDDEN SNATCHING	0	0	0	0	0	0.3	0	2	0	-2	0
SHOPLIFTING	2	0	0	0	2	2.9	16	24	17	-8	-1
THEFT FROM VEHICLE	4	9	2	2	17	8.6	78	74	69	4	9
THEFT FROM YARD	0	1	0	0	1	2.6	20	20	28	0	-8
THEFT FROM BLDG	0	1	1	0	2	2.7	30	26	24	4	6
OTHER LARCENY	0	1	0	0	1	0.9	6	5	4	1	2
AUTO THEFT	0	1	1	0	2	4.0	22	32	34	-10	-12
TOTAL PROPERTY	11	15	6	4	36	29.5	217	255	253	-15%	-14%
TOTAL PART I	13	16	6	5	40	33.1	249	286	271	-13%	-8%

Difference from Last Year -37

Statistics are based on UCR criteria, not GA Criminal Code.

* Rape Code 11A is the historical definition of rape (aka Legacy Rape); Rape Codes 11B and 11C are those moved from Part II to Part I in 2017.

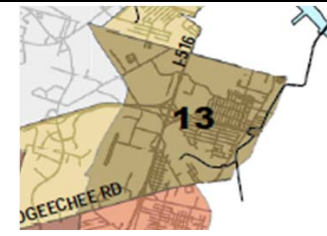
* Rape Code 11A is the historical definition of rape; Rape Codes 11B and 11C are those moved from Part II to Part I status in accordance with federal mandate.

Shots Fired Calls	Week Ending 08/05/17	Week Ending 08/12/17	Week Ending 09/02/17	Week Ending 09/09/17	28 Days Ending 09/09/17	28 Day Average 2016	YTD 2017	YTD 2016	YTD 2015	Change 16 to 17	Change vs. 2015
53S ShotSpotter Calls	0	0	0	0	0	0.0	0	0	0	0%	0%
Sig 53 Shots Fired Calls	1	2	2	2	7	6.5	63	53	50	19%	26%

BEAT 13

West Chatham Precinct

Week Ending 09/09/17



	Last 4 Weeks				28 Days Ending 09/09/17	28 Day Average 2016	YTD 2017	YTD 2016	YTD 2015	Change 16 to 17	Change vs. 2015
	Ending 08/19/17	Ending 08/26/17	Ending 09/02/17	Ending 09/09/17							
HOMICIDE	0	0	0	0	0	0.1	1	0	0	1	1
RAPE (11A) *	0	0	0	0	0	0.4	3	4	1	-1	2
RAPE (11B & 11C) *	0	0	0	0	0	0.1	0	0	0	0	0
COMMERCIAL ROBBERY	1	0	0	0	1	0.2	2	1	2	1	0
STREET ROBBERY	0	0	0	0	0	0.8	5	3	4	2	1
RESIDENTIAL ROBBERY	0	0	0	0	0	0.2	1	2	2	-1	-1
AGG ASSAULT w/ GUN	0	0	0	0	0	1.2	7	11	8	-4	-1
AGG ASSAULT w/o GUN	0	0	0	0	0	0.8	10	10	9	0	1
TOTAL VIOLENT	1	0	0	0	1	3.6	29	31	26	-6%	12%
COMMERCIAL BURGLARY	1	1	1	0	3	1.1	17	11	18	6	-1
RESIDENTIAL BURGLARY	1	1	0	0	2	3.1	24	26	33	-2	-9
SUDDEN SNATCHING	0	0	1	0	1	0.3	2	1	4	1	-2
SHOPLIFTING	3	0	0	0	3	1.6	18	15	5	3	13
THEFT FROM VEHICLE	1	0	2	2	5	4.2	31	47	42	-16	-11
THEFT FROM YARD	2	0	1	0	3	1.9	20	13	18	7	2
THEFT FROM BLDG	1	0	1	0	2	2.1	16	16	20	0	-4
OTHER LARCENY	0	1	0	0	1	0.1	5	1	3	4	2
AUTO THEFT	0	1	2	3	6	2.7	27	21	28	6	-1
TOTAL PROPERTY	9	4	8	5	26	17.1	160	151	171	6%	-6%
TOTAL PART I	10	4	8	5	27	20.7	189	182	197	4%	-4%

Difference from Last Year 7

Statistics are based on UCR criteria, not GA Criminal Code.

* Rape Code 11A is the historical definition of rape (aka Legacy Rape); Rape Codes 11B and 11C are those moved from Part II to Part I in 2017.

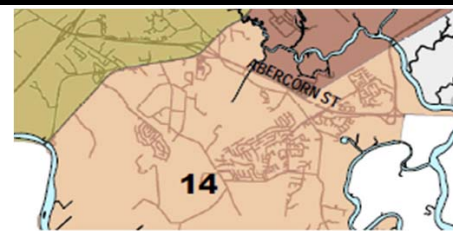
* Rape Code 11A is the historical definition of rape; Rape Codes 11B and 11C are those moved from Part II to Part I status in accordance with federal mandate.

Shots Fired Calls	Week Ending 08/05/17	Week Ending 08/12/17	Week Ending 09/02/17	Week Ending 09/09/17	28 Days Ending 09/09/17	28 Day Average 2016	YTD 2017	YTD 2016	YTD 2017	Change 16 to 17	Change vs. 2015
53S ShotSpotter Calls	0	0	0	0	0	0.2	0	3	0	0%	0%
Sig 53 Shots Fired Calls	1	3	1	2	7	8.6	54	76	64	-29%	-16%

BEAT 14

West Chatham Precinct

Week Ending 09/09/17



	Last 4 Weeks				28 Days Ending 09/09/17	28 Day Average 2016	YTD 2017	YTD 2016	YTD 2015	Change 16 to 17	Change vs. 2015
	Ending 08/19/17	Ending 08/26/17	Ending 09/02/17	Ending 09/09/17							
HOMICIDE	0	0	0	0	0	0.2	0	1	0	-1	0
RAPE (11A) *	0	0	0	0	0	0.0	1	0	3	1	-2
RAPE (11B & 11C) *	0	0	0	0	0	0.2	1	2	1	-1	0
COMMERCIAL ROBBERY	0	0	0	1	1	0.2	3	1	1	2	2
STREET ROBBERY	0	0	0	0	0	0.4	2	1	1	1	1
RESIDENTIAL ROBBERY	0	0	0	0	0	0.2	0	1	0	-1	0
AGG ASSAULT w/ GUN	0	0	1	0	1	0.2	6	2	0	4	6
AGG ASSAULT w/o GUN	0	1	0	0	1	0.5	4	4	1	0	3
TOTAL VIOLENT	0	1	1	1	3	1.6	17	12	7	42%	143%
COMMERCIAL BURGLARY	1	0	1	1	3	0.9	8	5	6	3	2
RESIDENTIAL BURGLARY	1	4	3	0	8	4.0	51	37	29	14	22
SUDDEN SNATCHING	0	0	0	0	0	0.1	0	1	0	-1	0
SHOPLIFTING	0	0	0	0	0	0.7	11	8	5	3	6
THEFT FROM VEHICLE	1	0	1	1	3	3.7	55	24	35	31	20
THEFT FROM YARD	0	1	1	0	2	1.6	16	16	16	0	0
THEFT FROM BLDG	0	0	0	1	1	1.8	26	11	22	15	4
OTHER LARCENY	0	0	0	0	0	1.2	9	7	6	2	3
AUTO THEFT	0	1	0	0	1	2.6	19	24	22	-5	-3
TOTAL PROPERTY	3	6	6	3	18	16.5	195	133	141	47%	38%
TOTAL PART I	3	7	7	4	21	18.1	212	145	148	46%	43%

Difference from Last Year 67

Statistics are based on UCR criteria, not GA Criminal Code.

* Rape Code 11A is the historical definition of rape (aka Legacy Rape); Rape Codes 11B and 11C are those moved from Part II to Part I in 2017.

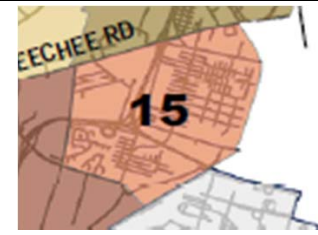
* Rape Code 11A is the historical definition of rape; Rape Codes 11B and 11C are those moved from Part II to Part I status in accordance with federal mandate.

Shots Fired Calls	Week Ending	Week Ending	Week Ending	Week Ending	28 Days Ending	28 Day Average	YTD 2017	YTD 2016	YTD 2015	Change 16 to 17	Change vs. 2015
	08/05/17	08/12/17	09/02/17	09/09/17							
53S ShotSpotter Calls	0	0	0	0	0	0.0	0	0	1	0%	0%
Sig 53 Shots Fired Calls	1	0	1	1	3	7.4	70	67	62	4%	13%

BEAT 15

West Chatham Precinct

Week Ending 09/09/17



	Last 4 Weeks				28 Days Ending 09/09/17	28 Day Average 2016	YTD 2017	YTD 2016	YTD 2015	Change 16 to 17	Change vs. 2015
	Ending 08/19/17	Ending 08/26/17	Ending 09/02/17	Ending 09/09/17							
HOMICIDE	0	0	0	0	0	0.2	0	2	0	-2	0
RAPE (11A) *	0	0	0	0	0	0.2	0	2	2	-2	-2
RAPE (11B & 11C) *	0	0	0	0	0	0.4	0	3	0	-3	0
COMMERCIAL ROBBERY	0	0	0	0	0	0.5	0	4	1	-4	-1
STREET ROBBERY	0	0	1	0	1	0.7	4	8	4	-4	0
RESIDENTIAL ROBBERY	0	0	0	0	0	0.3	0	3	1	-3	-1
AGG ASSAULT w/ GUN	0	0	0	0	0	0.9	8	8	9	0	-1
AGG ASSAULT w/o GUN	0	0	0	0	0	0.9	4	8	5	-4	-1
TOTAL VIOLENT	0	0	1	0	1	4.0	16	38	22	-58%	-27%
COMMERCIAL BURGLARY	0	1	0	0	1	1.3	4	12	12	-8	-8
RESIDENTIAL BURGLARY	0	2	1	1	4	3.9	37	34	38	3	-1
SUDDEN SNATCHING	0	0	0	0	0	0.2	2	2	0	0	2
SHOPLIFTING	0	0	0	0	0	1.5	9	14	6	-5	3
THEFT FROM VEHICLE	0	2	3	0	5	2.9	28	26	28	2	0
THEFT FROM YARD	0	0	0	0	0	1.0	13	10	8	3	5
THEFT FROM BLDG	2	1	0	1	4	2.2	24	20	6	4	18
OTHER LARCENY	0	0	0	0	0	0.3	4	2	0	2	4
AUTO THEFT	0	2	0	2	4	1.9	27	18	20	9	7
TOTAL PROPERTY	2	8	4	4	18	15.2	148	138	118	7%	25%
TOTAL PART I	2	8	5	4	19	19.2	164	176	140	-7%	17%

Difference from Last Year -12

Statistics are based on UCR criteria, not GA Criminal Code.

* Rape Code 11A is the historical definition of rape (aka Legacy Rape); Rape Codes 11B and 11C are those moved from Part II to Part I in 2017.

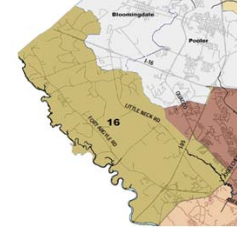
* Rape Code 11A is the historical definition of rape; Rape Codes 11B and 11C are those moved from Part II to Part I status in accordance with federal mandate.

	Week Ending 08/05/17	Week Ending 08/12/17	Week Ending 09/02/17	Week Ending 09/09/17	28 Days Ending 09/09/17	28 Day Average 2016	YTD 2017	YTD 2016	YTD 2015	Change 16 to 17	Change vs. 2015
Shots Fired Calls											
53S ShotSpotter Calls	0	0	0	0	0	0.0	0	0	0	0%	0%
Sig 53 Shots Fired Calls	1	2	3	3	9	8.2	55	79	74	-30%	-26%

BEAT 16

West Chatham Precinct

Week Ending 09/09/17



	Last 4 Weeks				28 Days Ending 09/09/17	28 Day Average 2016	YTD 2017	YTD 2016	YTD 2015	Change 16 to 17	Change vs. 2015
	Ending 08/19/17	Ending 08/26/17	Ending 09/02/17	Ending 09/09/17							
HOMICIDE	0	0	0	0	0	0.0	1	0	0	1	1
RAPE (11A) *	0	0	0	0	0	0.2	2	1	0	1	2
RAPE (11B & 11C) *	0	0	0	0	0	0.0	2	0	0	2	2
COMMERCIAL ROBBERY	0	0	1	0	1	0.1	1	1	3	0	-2
STREET ROBBERY	0	0	0	0	0	0.4	3	5	4	-2	-1
RESIDENTIAL ROBBERY	0	0	0	0	0	0.4	1	4	2	-3	-1
AGG ASSAULT w/ GUN	0	0	0	0	0	0.5	1	5	0	-4	1
AGG ASSAULT w/o GUN	0	0	0	0	0	0.5	8	3	8	5	0
TOTAL VIOLENT	0	0	1	0	1	1.9	19	19	17	0%	12%
COMMERCIAL BURGLARY	0	0	0	0	0	0.9	4	8	2	-4	2
RESIDENTIAL BURGLARY	2	0	0	1	3	3.1	16	23	28	-7	-12
SUDDEN SNATCHING	0	0	0	0	0	0.1	2	1	0	1	2
SHOPLIFTING	3	2	3	2	10	7.0	65	63	116	2	-51
THEFT FROM VEHICLE	1	1	2	0	4	6.3	43	55	36	-12	7
THEFT FROM YARD	0	0	1	1	2	1.4	21	12	24	9	-3
THEFT FROM BLDG	2	0	1	0	3	3.7	33	25	30	8	3
OTHER LARCENY	0	0	0	0	0	0.5	6	1	4	5	2
AUTO THEFT	2	0	2	4	8	3.0	41	27	16	14	25
TOTAL PROPERTY	10	3	9	8	30	25.9	231	215	256	7%	-10%
TOTAL PART I	10	3	10	8	31	27.8	250	234	273	7%	-8%

Difference from Last Year 16

Statistics are based on UCR criteria, not GA Criminal Code.

* Rape Code 11A is the historical definition of rape (aka Legacy Rape); Rape Codes 11B and 11C are those moved from Part II to Part I in 2017.

* Rape Code 11A is the historical definition of rape; Rape Codes 11B and 11C are those moved from Part II to Part I status in accordance with federal mandate.

	Week Ending 08/05/17	Week Ending 08/12/17	Week Ending 09/02/17	Week Ending 09/09/17	28 Days Ending 09/09/17	28 Day Average 2016	YTD 2017	YTD 2016	YTD 2015	Change 16 to 17	Change vs. 2015
Shots Fired Calls											
53S ShotSpotter Calls	0	0	0	0	0	0.0	0	0	0	0%	0%
Sig 53 Shots Fired Calls	5	1	0	2	8	6.1	54	50	34	8%	59%



COMPSTAT DOWNTOWN PRECINCT Week Ending 09/09/17

PRECINCT COMMANDER:
CAPT. CARY HILL



	Week Ending 09/09/17	Week Ending 09/02/17	Weekly Avg 2016	28-Day Ending 09/09/17	28-Day Ending 8/12/17	Avg 28-Day 2016	YTD 2017	YTD 2016	YTD 2015	Change 16 to 17	Change vs. 2015
HOMICIDE	0	0	0	0	0	0	3	4	3	-1	0
RAPE (11A) *	0	0	0	1	2	1	15	8	9	7	6
RAPE (11B & 11C) *	0	0	0	0	0	1	6	8	3	-2	3
COMMERCIAL ROBBERY	1	0	0	3	1	1	8	7	7	1	1
STREET ROBBERY	2	3	3	8	7	13	63	114	75	-51	-12
RESIDENTIAL ROBBERY	0	0	0	0	1	0	3	5	6	-2	-3
AGG ASSAULT w/ GUN	3	0	1	4	2	6	40	47	34	-7	6
AGG ASSAULT w/o GUN	1	1	1	13	4	5	60	46	30	14	30
TOTAL VIOLENT	7	4	7	29	17	27	198	239	167	-17%	19%
COMMERCIAL BURGLARY	1	1	1	2	2	5	26	44	19	-18	7
RESIDENTIAL BURGLARY	3	2	3	6	9	11	55	92	104	-37	-49
SUDDEN SNATCHING	0	0	1	2	3	4	37	34	28	3	9
SHOPLIFTING	4	2	5	13	12	19	154	158	180	-4	-26
THEFT FROM VEHICLE	8	9	11	32	35	42	297	364	276	-67	21
THEFT FROM YARD	2	2	4	12	13	16	145	146	152	-1	-7
THEFT FROM BLDG	1	2	5	9	12	21	152	194	150	-42	2
OTHER LARCENY	1	2	1	3	3	2	28	17	15	11	13
AUTO THEFT	1	2	4	9	14	16	120	123	143	-3	-23
TOTAL PROPERTY	21	22	34	88	103	136	1014	1172	1067	-13%	-5%
TOTAL PART I	28	26	41	117	120	163	1212	1411	1234	-14%	-2%

Statistics are based on UCR criteria, not GA Criminal Code.

Difference from Last Year -199

Statistics are preliminary, based on RMS data at the time prepared, and are subject to change due to late reports, reclassifications, updated locations, etc.

Cell Shading: white is within 0.6 standard deviation of the mean; red is above; green is below.

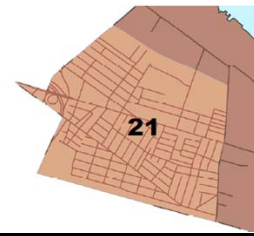
* Rape Code 11A is the historical definition of rape; Rape Codes 11B and 11C are those moved from Part II to Part I status in accordance with federal mandate.

Citizen Initiated Calls	Week Ending 09/09/17	Week Ending 09/02/17	Weekly Avg 2016	28-Day Ending 09/09/17	28-Day Ending 8/5/17	Avg 28-Day 2016	YTD 2017	YTD 2016	YTD 2015	Change 16 to 17	Change vs. 2015
Midnight Shift	91	117	121	412	439	484	3951	4233	4183	-282	-232
Day Shift	211	231	233	870	854	931	7603	7894	8036	-291	-433
Afternoon Shift	196	203	252	814	854	1010	8183	8680	8708	-497	-525
TOTAL CITIZEN CFS	498	551	606	2096	2147	2425	19737	20807	20928	-5.1%	-5.7%
53S ShotSpotter Calls	5	9	8	25	21	30	192	273	160	-81	32
Sig 53 Shots Fired Calls	3	7	11	25	14	43	298	389	256	-91	42

BEAT 21

Downtown Precinct

Week Ending 09/09/17



	Last 4 Weeks				28 Days Ending 09/09/17	28 Day Average 2016	YTD 2017	YTD 2016	YTD 2015	Change 16 to 17	Change vs. 2015
	Ending 08/19/17	Ending 08/26/17	Ending 09/02/17	Ending 09/09/17							
HOMICIDE	0	0	0	0	0	0.2	0	2	0	-2	0
RAPE (11A) *	0	0	0	0	0	0.1	1	1	2	0	-1
RAPE (11B & 11C) *	0	0	0	0	0	0.1	1	0	1	1	0
COMMERCIAL ROBBERY	1	0	0	0	1	0.3	2	4	2	-2	0
STREET ROBBERY	0	0	0	0	0	0.7	6	6	10	0	-4
RESIDENTIAL ROBBERY	0	0	0	0	0	0.1	0	1	3	-1	-3
AGG ASSAULT w/ GUN	0	0	0	2	2	1.1	18	10	10	8	8
AGG ASSAULT w/o GUN	1	1	0	1	3	1.4	10	11	7	-1	3
TOTAL VIOLENT	2	1	0	3	6	3.9	38	35	35	9%	9%
COMMERCIAL BURGLARY	0	0	0	0	0	0.7	4	3	1	1	3
RESIDENTIAL BURGLARY	0	1	0	2	3	1.9	14	14	34	0	-20
SUDDEN SNATCHING	0	0	0	0	0	0.1	0	1	1	-1	-1
SHOPLIFTING	1	0	0	3	4	2.1	26	14	20	12	6
THEFT FROM VEHICLE	0	1	4	0	5	2.5	22	22	36	0	-14
THEFT FROM YARD	0	0	0	0	0	1.7	8	16	7	-8	1
THEFT FROM BLDG	0	1	0	0	1	2.0	15	17	15	-2	0
OTHER LARCENY	0	0	0	0	0	0.2	1	1	1	0	0
AUTO THEFT	1	0	1	0	2	2.5	20	23	28	-3	-8
TOTAL PROPERTY	2	3	5	5	15	13.6	110	111	143	-1%	-23%
TOTAL PART I	4	4	5	8	21	17.5	148	146	178	1%	-17%

Difference from Last Year 2

Statistics are based on UCR criteria, not GA Criminal Code.

* Rape Code 11A is the historical definition of rape (aka Legacy Rape); Rape Codes 11B and 11C are those moved from Part II to Part I in 2017.

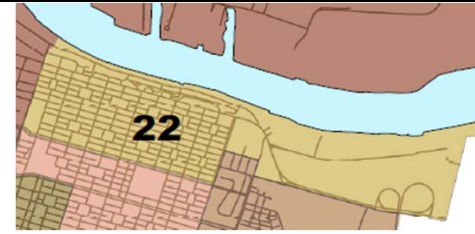
* Rape Code 11A is the historical definition of rape; Rape Codes 11B and 11C are those moved from Part II to Part I status in accordance with federal mandate.

Shots Fired Calls	Week Ending 08/05/17	Week Ending 08/12/17	Week Ending 09/02/17	Week Ending 09/09/17	28 Days Ending 09/09/17	28 Day Average 2016	YTD 2017	YTD 2016	YTD 2015	Change 16 to 17	Change vs. 2015
53S ShotSpotter Calls	0	0	0	0	0	0.0	0	0	0	0%	0%
Sig 53 Shots Fired Calls	1	5	0	0	6	9.3	71	83	66	-14%	8%

BEAT 22

Downtown Precinct

Week Ending 09/09/17



	Last 4 Weeks				28 Days Ending 09/09/17	28 Day Average 2016	YTD 2017	YTD 2016	YTD 2015	Change 16 to 17	Change vs. 2015
	Ending 08/19/17	Ending 08/26/17	Ending 09/02/17	Ending 09/09/17							
HOMICIDE	0	0	0	0	0	0.0	0	0	0	0	0
RAPE (11A) *	0	0	0	0	0	0.4	7	5	4	2	3
RAPE (11B & 11C) *	0	0	0	0	0	0.2	1	1	0	0	1
COMMERCIAL ROBBERY	0	0	0	0	0	0.1	2	1	1	1	1
STREET ROBBERY	0	0	2	0	2	3.4	9	22	22	-13	-13
RESIDENTIAL ROBBERY	0	0	0	0	0	0.0	0	0	0	0	0
AGG ASSAULT w/ GUN	0	0	0	0	0	0.6	5	5	4	0	1
AGG ASSAULT w/o GUN	1	3	0	0	4	0.9	13	7	4	6	9
TOTAL VIOLENT	1	3	2	0	6	5.6	37	41	35	-10%	6%
COMMERCIAL BURGLARY	0	0	0	1	1	0.8	11	9	6	2	5
RESIDENTIAL BURGLARY	0	0	0	0	0	0.5	0	7	0	-7	0
SUDDEN SNATCHING	1	0	0	0	1	2.9	25	21	13	4	12
SHOPLIFTING	1	0	1	0	2	3.0	29	32	19	-3	10
THEFT FROM VEHICLE	0	2	1	2	5	10.9	45	91	42	-46	3
THEFT FROM YARD	0	1	1	0	2	3.1	33	35	37	-2	-4
THEFT FROM BLDG	2	2	0	0	4	8.0	57	70	53	-13	4
OTHER LARCENY	0	0	0	0	0	0.4	4	3	1	1	3
AUTO THEFT	1	0	1	0	2	3.1	18	20	15	-2	3
TOTAL PROPERTY	5	5	4	3	17	32.7	222	288	186	-23%	19%
TOTAL PART I	6	8	6	3	23	38.3	259	329	221	-21%	17%

Difference from Last Year -70

Statistics are based on UCR criteria, not GA Criminal Code.

* Rape Code 11A is the historical definition of rape (aka Legacy Rape); Rape Codes 11B and 11C are those moved from Part II to Part I in 2017.

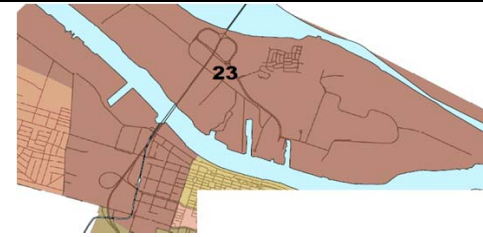
* Rape Code 11A is the historical definition of rape; Rape Codes 11B and 11C are those moved from Part II to Part I status in accordance with federal mandate.

Shots Fired Calls	Week Ending 08/05/17	Week Ending 08/12/17	Week Ending 09/02/17	Week Ending 09/09/17	28 Days Ending 09/09/17	28 Day Average 2016	YTD 2017	YTD 2016	YTD 2015	Change 16 to 17	Change vs. 2015
53S ShotSpotter Calls	0	1	0	1	2	1.2	7	9	5	0%	0%
Sig 53 Shots Fired Calls	0	0	0	0	0	1.8	14	18	17	-22%	-18%

BEAT 23

Downtown Precinct

Week Ending 09/09/17



	Last 4 Weeks				28 Days Ending 09/09/17	28 Day Average 2016	YTD 2017	YTD 2016	YTD 2015	Change 16 to 17	Change vs. 2015
	Ending 08/19/17	Ending 08/26/17	Ending 09/02/17	Ending 09/09/17							
HOMICIDE	0	0	0	0	0	0.0	2	0	1	2	1
RAPE (11A) *	0	0	0	0	0	0.1	1	1	1	0	0
RAPE (11B & 11C) *	0	0	0	0	0	0.0	2	0	0	2	2
COMMERCIAL ROBBERY	0	0	0	0	0	0.0	0	0	0	0	0
STREET ROBBERY	1	0	0	0	1	1.7	5	14	11	-9	-6
RESIDENTIAL ROBBERY	0	0	0	0	0	0.2	0	1	1	-1	-1
AGG ASSAULT w/ GUN	0	0	0	1	1	0.6	3	4	4	-1	-1
AGG ASSAULT w/o GUN	1	1	0	0	2	0.8	10	8	4	2	6
TOTAL VIOLENT	2	1	0	1	4	3.3	23	28	22	-18%	5%
COMMERCIAL BURGLARY	0	0	0	0	0	0.1	1	1	0	0	1
RESIDENTIAL BURGLARY	0	0	0	0	0	1.3	3	9	7	-6	-4
SUDDEN SNATCHING	0	0	0	0	0	0.4	5	3	3	2	2
SHOPLIFTING	0	0	0	0	0	2.0	10	16	22	-6	-12
THEFT FROM VEHICLE	1	0	0	0	1	4.4	31	41	32	-10	-1
THEFT FROM YARD	1	0	0	0	1	1.7	9	13	9	-4	0
THEFT FROM BLDG	0	0	0	1	1	3.1	20	32	18	-12	2
OTHER LARCENY	0	0	0	0	0	0.3	1	1	0	0	1
AUTO THEFT	0	0	0	0	0	2.0	6	15	14	-9	-8
TOTAL PROPERTY	2	0	0	1	3	15.3	86	131	105	-34%	-18%
TOTAL PART I	4	1	0	2	7	18.6	109	159	127	-31%	-14%

Difference from Last Year -50

Statistics are based on UCR criteria, not GA Criminal Code.

* Rape Code 11A is the historical definition of rape (aka Legacy Rape); Rape Codes 11B and 11C are those moved from Part II to Part I in 2017.

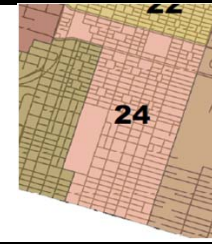
* Rape Code 11A is the historical definition of rape; Rape Codes 11B and 11C are those moved from Part II to Part I status in accordance with federal mandate.

Shots Fired Calls	Week Ending	Week Ending	Week Ending	Week Ending	28 Days Ending 09/09/17	28 Day Average 2016	YTD 2017	YTD 2016	YTD 2015	Change 16 to 17	Change vs. 2015
	08/05/17	08/12/17	09/02/17	09/09/17							
53S ShotSpotter Calls	0	0	4	0	4	3.5	31	31	33	0%	0%
Sig 53 Shots Fired Calls	0	2	3	0	5	3.5	24	27	23	-11%	4%

BEAT 24

Downtown Precinct

Week Ending 09/09/17



	Last 4 Weeks				28 Days Ending 09/09/17	28 Day Average 2016	YTD 2017	YTD 2016	YTD 2015	Change 16 to 17	Change vs. 2015
	Ending 08/19/17	Ending 08/26/17	Ending 09/02/17	Ending 09/09/17							
HOMICIDE	0	0	0	0	0	0.1	0	0	0	0	0
RAPE (11A) *	0	0	0	0	0	0.2	2	0	2	2	0
RAPE (11B & 11C) *	0	0	0	0	0	0.2	0	2	0	-2	0
COMMERCIAL ROBBERY	0	0	0	1	1	0.1	2	1	1	1	1
STREET ROBBERY	0	0	0	1	1	3.1	13	31	10	-18	3
RESIDENTIAL ROBBERY	0	0	0	0	0	0.2	0	2	1	-2	-1
AGG ASSAULT w/ GUN	1	0	0	0	1	0.1	4	0	1	4	3
AGG ASSAULT w/o GUN	0	1	0	0	1	0.5	4	2	4	2	0
TOTAL VIOLENT	1	1	0	2	4	4.3	25	38	19	-34%	32%
COMMERCIAL BURGLARY	0	0	0	0	0	0.5	2	4	1	-2	1
RESIDENTIAL BURGLARY	0	0	1	1	2	1.5	8	10	14	-2	-6
SUDDEN SNATCHING	0	1	0	0	1	0.5	2	7	5	-5	-3
SHOPLIFTING	1	1	0	0	2	5.0	34	50	75	-16	-41
THEFT FROM VEHICLE	1	2	3	2	8	10.3	84	95	90	-11	-6
THEFT FROM YARD	2	2	0	0	4	5.1	46	47	58	-1	-12
THEFT FROM BLDG	0	0	2	0	2	3.7	25	37	33	-12	-8
OTHER LARCENY	0	0	0	1	1	0.8	13	6	10	7	3
AUTO THEFT	1	2	0	0	3	3.3	33	19	31	14	2
TOTAL PROPERTY	5	8	6	4	23	30.7	247	275	317	-10%	-22%
TOTAL PART I	6	9	6	6	27	35.0	272	313	336	-13%	-19%

Difference from Last Year -41

Statistics are based on UCR criteria, not GA Criminal Code.

* Rape Code 11A is the historical definition of rape (aka Legacy Rape); Rape Codes 11B and 11C are those moved from Part II to Part I in 2017.

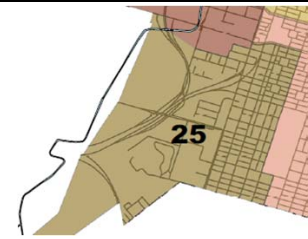
* Rape Code 11A is the historical definition of rape; Rape Codes 11B and 11C are those moved from Part II to Part I status in accordance with federal mandate.

Shots Fired Calls	Week Ending 08/05/17	Week Ending 08/12/17	Week Ending 09/02/17	Week Ending 09/09/17	28 Days Ending 09/09/17	28 Day Average 2016	YTD 2017	YTD 2016	YTD 2015	Change 16 to 17	Change vs. 2015
53S ShotSpotter Calls	1	4	2	0	7	3.8	28	36	12	0%	0%
Sig 53 Shots Fired Calls	0	1	2	0	3	8.8	55	82	35	-33%	57%

BEAT 25

Downtown Precinct

Week Ending 09/09/17



	Last 4 Weeks				28 Days Ending 09/09/17	28 Day Average 2016	YTD 2017	YTD 2016	YTD 2015	Change 16 to 17	Change vs. 2015
	Ending 08/19/17	Ending 08/26/17	Ending 09/02/17	Ending 09/09/17							
HOMICIDE	0	0	0	0	0	0.0	0	0	1	0	-1
RAPE (11A) *	1	0	0	0	1	0.1	3	1	0	2	3
RAPE (11B & 11C) *	0	0	0	0	0	0.2	0	2	0	-2	0
COMMERCIAL ROBBERY	1	0	0	0	1	0.1	2	1	2	1	0
STREET ROBBERY	1	1	1	1	4	2.4	18	23	14	-5	4
RESIDENTIAL ROBBERY	0	0	0	0	0	0.0	0	0	0	0	0
AGG ASSAULT w/ GUN	0	0	0	0	0	0.9	6	7	9	-1	-3
AGG ASSAULT w/o GUN	0	1	0	0	1	0.8	5	6	4	-1	1
TOTAL VIOLENT	3	2	1	1	7	4.5	34	40	30	-15%	13%
COMMERCIAL BURGLARY	0	0	1	0	1	1.6	5	15	6	-10	-1
RESIDENTIAL BURGLARY	0	0	0	0	0	1.7	5	15	14	-10	-9
SUDDEN SNATCHING	0	0	0	0	0	0.2	3	2	5	1	-2
SHOPLIFTING	0	2	0	0	2	4.0	40	27	16	13	24
THEFT FROM VEHICLE	3	0	0	2	5	9.5	58	82	40	-24	18
THEFT FROM YARD	0	1	0	1	2	2.3	30	19	14	11	16
THEFT FROM BLDG	0	0	0	0	0	2.3	20	18	18	2	2
OTHER LARCENY	0	0	1	0	1	0.3	4	3	2	1	2
AUTO THEFT	0	0	0	1	1	3.2	30	26	30	4	0
TOTAL PROPERTY	3	3	2	4	12	25.0	195	207	145	-6%	34%
TOTAL PART I	6	5	3	5	19	29.5	229	247	175	-7%	31%

Difference from Last Year -18

Statistics are based on UCR criteria, not GA Criminal Code.

* Rape Code 11A is the historical definition of rape (aka Legacy Rape); Rape Codes 11B and 11C are those moved from Part II to Part I in 2017.

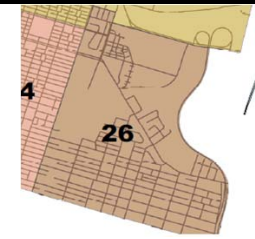
* Rape Code 11A is the historical definition of rape; Rape Codes 11B and 11C are those moved from Part II to Part I status in accordance with federal mandate.

Shots Fired Calls	Week Ending 08/05/17	Week Ending 08/12/17	Week Ending 09/02/17	Week Ending 09/09/17	28 Days Ending 09/09/17	28 Day Average 2016	YTD 2017	YTD 2016	YTD 2015	Change 16 to 17	Change vs. 2015
53S ShotSpotter Calls	0	0	2	0	2	6.3	39	55	41	0%	0%
Sig 53 Shots Fired Calls	0	1	2	1	4	6.4	43	71	43	-39%	0%

BEAT 26

Downtown Precinct

Week Ending 09/09/17



	Last 4 Weeks				28 Days Ending 09/09/17	28 Day Average 2016	YTD 2017	YTD 2016	YTD 2015	Change 16 to 17	Change vs. 2015
	Ending 08/19/17	Ending 08/26/17	Ending 09/02/17	Ending 09/09/17							
HOMICIDE	0	0	0	0	0	0.2	1	2	1	-1	0
RAPE (11A) *	0	0	0	0	0	0.1	1	0	0	1	1
RAPE (11B & 11C) *	0	0	0	0	0	0.5	2	3	2	-1	0
COMMERCIAL ROBBERY	0	0	0	0	0	0.0	0	0	1	0	-1
STREET ROBBERY	0	0	0	0	0	1.7	12	18	8	-6	4
RESIDENTIAL ROBBERY	0	0	0	0	0	0.1	3	1	1	2	2
AGG ASSAULT w/ GUN	0	0	0	0	0	2.3	4	21	6	-17	-2
AGG ASSAULT w/o GUN	0	1	1	0	2	1.1	18	12	7	6	11
TOTAL VIOLENT	0	1	1	0	2	5.9	41	57	26	-28%	58%
COMMERCIAL BURGLARY	0	0	0	0	0	1.3	3	12	5	-9	-2
RESIDENTIAL BURGLARY	0	0	1	0	1	4.1	25	37	35	-12	-10
SUDDEN SNATCHING	0	0	0	0	0	0.0	2	0	1	2	1
SHOPLIFTING	1	0	1	1	3	2.4	15	19	28	-4	-13
THEFT FROM VEHICLE	2	3	1	2	8	4.6	57	33	36	24	21
THEFT FROM YARD	1	0	1	1	3	1.7	19	16	27	3	-8
THEFT FROM BLDG	1	0	0	0	1	1.9	15	20	13	-5	2
OTHER LARCENY	0	0	1	0	1	0.5	5	3	1	2	4
AUTO THEFT	0	1	0	0	1	2.1	13	20	25	-7	-12
TOTAL PROPERTY	5	4	5	4	18	18.7	154	160	171	-4%	-10%
TOTAL PART I	5	5	6	4	20	24.6	195	217	197	-10%	-1%

Difference from Last Year -22

Statistics are based on UCR criteria, not GA Criminal Code.

* Rape Code 11A is the historical definition of rape (aka Legacy Rape); Rape Codes 11B and 11C are those moved from Part II to Part I in 2017.

* Rape Code 11A is the historical definition of rape; Rape Codes 11B and 11C are those moved from Part II to Part I status in accordance with federal mandate.

Shots Fired Calls	Week Ending 08/05/17	Week Ending 08/12/17	Week Ending 09/02/17	Week Ending 09/09/17	28 Days Ending 09/09/17	28 Day Average 2016	YTD 2017	YTD 2016	YTD 2015	Change 16 to 17	Change vs. 2015
53S ShotSpotter Calls	3	2	1	4	10	15.6	87	142	69	0%	0%
Sig 53 Shots Fired Calls	4	1	0	2	7	13.3	91	108	72	-16%	26%



COMPSTAT CENTRAL PRECINCT Week Ending 09/09/17

PRECINCT COMMANDER:
CAPT. BEN HERRON



	Week Ending 09/09/17	Week Ending 09/02/17	Weekly Avg 2016	28-Day Ending 09/09/17	28-Day Ending 8/12/17	Avg 28-Day 2016	YTD 2017	YTD 2016	YTD 2015	Change 16 to 17	Change vs. 2015
HOMICIDE	0	0	0	0	1	2	10	19	11	-9	-1
RAPE (11A) *	2	0	0	3	4	1	14	10	5	4	9
RAPE (11B & 11C) *	0	0	0	0	1	1	7	7	4	0	3
COMMERCIAL ROBBERY	2	0	0	4	3	1	18	12	7	6	11
STREET ROBBERY	1	0	2	5	9	8	42	62	61	-20	-19
RESIDENTIAL ROBBERY	0	0	0	0	1	1	6	7	6	-1	0
AGG ASSAULT w/ GUN	1	3	1	9	7	5	83	47	76	36	7
AGG ASSAULT w/o GUN	2	2	1	10	7	4	62	39	41	23	21
TOTAL VIOLENT	8	5	6	31	33	23	242	203	211	19%	15%
COMMERCIAL BURGLARY	2	3	2	6	3	8	29	73	50	-44	-21
RESIDENTIAL BURGLARY	5	3	7	14	16	30	142	211	307	-69	-165
SUDDEN SNATCHING	0	0	0	0	2	1	18	16	8	2	10
SHOPLIFTING	5	3	3	16	24	13	179	108	60	71	119
THEFT FROM VEHICLE	4	6	9	27	36	35	308	295	432	13	-124
THEFT FROM YARD	0	4	4	12	15	17	154	161	136	-7	18
THEFT FROM BLDG	4	9	6	28	17	23	143	210	161	-67	-18
OTHER LARCENY	1	0	0	1	1	2	29	12	25	17	4
AUTO THEFT	2	1	4	13	14	18	155	166	209	-11	-54
TOTAL PROPERTY	23	29	37	117	128	146	1157	1252	1388	-8%	-17%
TOTAL PART I	31	34	42	148	161	169	1399	1455	1599	-4%	-13%

Difference from Last Year -56

Statistics are based on UCR criteria, not GA Criminal Code.

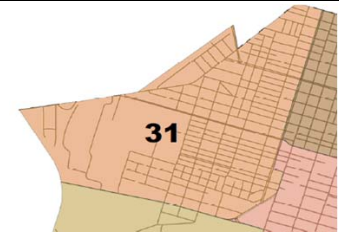
Statistics are preliminary, based on RMS data at the time prepared, and are subject to change due to late reports, reclassifications, updated locations, etc.

Cell Shading: white is within 0.6 standard deviation of the mean; red is above; green is below.

* Rape Code 11A is the historical definition of rape; Rape Codes 11B and 11C are those moved from Part II to Part I status in accordance with federal mandate.

Citizen Initiated Calls	Week Ending 09/09/17	Week Ending 09/02/17	Weekly Avg 2015	28-Day Ending 09/09/17	28-Day Ending 8/5/17	Avg 28-Day 2016	YTD 2017	YTD 2016	YTD 2015	Change 16 to 17	Change vs. 2015
Midnight Shift	111	96	126	415	400	503	3811	4430	4285	-619	-474
Day Shift	225	240	271	949	963	1085	8609	9267	9367	-658	-758
Afternoon Shift	233	265	294	1025	1072	1176	9560	10174	10118	-614	-558
TOTAL CITIZEN CFS	569	601	691	2389	2435	2764	21980	23871	23770	-7.9%	-7.5%
53S ShotSpotter Calls	5	10	12	49	28	49	437	477	406	-40	31
Sig 53 Shots Fired Calls	18	9	19	50	44	74	631	668	645	-37	-14

BEAT 31
Central Precinct
Week Ending 09/09/17



	Last 4 Weeks				28 Days Ending 09/09/17	28 Day Average 2016	YTD 2017	YTD 2016	YTD 2015	Change 16 to 17	Change vs. 2015
	Ending 08/19/17	Ending 08/26/17	Ending 09/02/17	Ending 09/09/17							
HOMICIDE	0	0	0	0	0	0.2	4	2	2	2	2
RAPE (11A) *	0	0	0	1	1	0.0	4	0	1	4	3
RAPE (11B & 11C) *	0	0	0	0	0	0.2	0	3	0	-3	0
COMMERCIAL ROBBERY	0	0	0	0	0	0.1	0	1	0	-1	0
STREET ROBBERY	0	1	0	0	1	0.8	7	7	16	0	-9
RESIDENTIAL ROBBERY	0	0	0	0	0	0.2	2	2	2	0	0
AGG ASSAULT w/ GUN	1	2	0	0	3	1.5	25	14	26	11	-1
AGG ASSAULT w/o GUN	0	1	1	1	3	0.8	17	9	5	8	12
TOTAL VIOLENT	1	4	1	2	8	4.0	59	38	52	55%	13%
COMMERCIAL BURGLARY	0	0	0	0	0	0.5	5	4	6	1	-1
RESIDENTIAL BURGLARY	0	0	1	0	1	6.0	53	38	70	15	-17
SUDDEN SNATCHING	0	0	0	0	0	0.3	6	3	1	3	5
SHOPLIFTING	0	4	1	2	7	0.5	25	4	0	21	25
THEFT FROM VEHICLE	1	2	1	0	4	2.8	30	25	46	5	-16
THEFT FROM YARD	0	3	0	0	3	1.8	18	14	13	4	5
THEFT FROM BLDG	1	3	4	0	8	2.4	20	18	20	2	0
OTHER LARCENY	0	0	0	0	0	0.3	2	2	1	0	1
AUTO THEFT	0	2	0	0	2	3.0	29	26	31	3	-2
TOTAL PROPERTY	2	14	7	2	25	17.6	188	134	188	40%	0%
TOTAL PART I	3	18	8	4	33	21.6	247	172	240	44%	3%

Difference from Last Year 75

Statistics are based on UCR criteria, not GA Criminal Code.

* Rape Code 11A is the historical definition of rape (aka Legacy Rape); Rape Codes 11B and 11C are those moved from Part II to Part I in 2017.

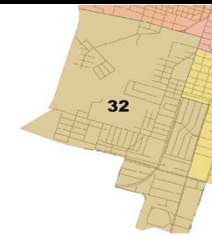
* Rape Code 11A is the historical definition of rape; Rape Codes 11B and 11C are those moved from Part II to Part I status in accordance with federal mandate.

	Week Ending 08/05/17	Week Ending 08/12/17	Week Ending 09/02/17	Week Ending 09/09/17	28 Days Ending 09/09/17	28 Day Average 2016	YTD 2017	YTD 2016	YTD 2015	Change 16 to 17	Change vs. 2015
Shots Fired Calls											
53S ShotSpotter Calls	5	8	6	0	19	16.8	170	171	169	0%	0%
Sig 53 Shots Fired Calls	0	6	2	4	12	13.7	149	118	125	26%	19%

BEAT 32

Central Precinct

Week Ending 09/09/17



	Last 4 Weeks				28 Days Ending 09/09/17	28 Day Average 2016	YTD 2017	YTD 2016	YTD 2015	Change 16 to 17	Change vs. 2015
	Ending 08/19/17	Ending 08/26/17	Ending 09/02/17	Ending 09/09/17							
HOMICIDE	0	0	0	0	0	0.3	1	2	1	-1	0
RAPE (11A) *	0	0	0	0	0	0.1	0	1	1	-1	-1
RAPE (11B & 11C) *	0	0	0	0	0	0.0	0	0	0	0	0
COMMERCIAL ROBBERY	2	0	0	1	3	0.4	7	4	1	3	6
STREET ROBBERY	0	1	0	0	1	1.1	4	12	4	-8	0
RESIDENTIAL ROBBERY	0	0	0	0	0	0.0	1	1	0	0	1
AGG ASSAULT w/ GUN	0	0	0	0	0	1.0	10	11	13	-1	-3
AGG ASSAULT w/o GUN	1	1	1	0	3	0.5	12	6	8	6	4
TOTAL VIOLENT	3	2	1	1	7	3.4	35	37	28	-5%	25%
COMMERCIAL BURGLARY	0	0	1	1	2	1.8	11	17	9	-6	2
RESIDENTIAL BURGLARY	0	1	1	4	6	4.5	31	34	43	-3	-12
SUDDEN SNATCHING	0	0	0	0	0	0.2	2	2	1	0	1
SHOPLIFTING	2	0	0	0	2	2.1	36	25	15	11	21
THEFT FROM VEHICLE	1	2	0	0	3	4.3	28	43	42	-15	-14
THEFT FROM YARD	0	0	1	0	1	1.8	16	18	13	-2	3
THEFT FROM BLDG	1	2	1	1	5	2.7	28	28	25	0	3
OTHER LARCENY	0	0	0	0	0	0.1	7	1	3	6	4
AUTO THEFT	0	0	0	0	0	2.8	25	27	30	-2	-5
TOTAL PROPERTY	4	5	4	6	19	20.2	184	195	181	-6%	2%
TOTAL PART I	7	7	5	7	26	23.6	219	232	209	-6%	5%

Difference from Last Year -13

Statistics are based on UCR criteria, not GA Criminal Code.

* Rape Code 11A is the historical definition of rape (aka Legacy Rape); Rape Codes 11B and 11C are those moved from Part II to Part I in 2017.

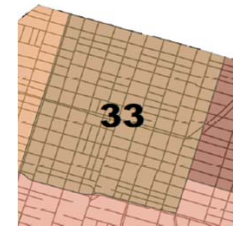
* Rape Code 11A is the historical definition of rape; Rape Codes 11B and 11C are those moved from Part II to Part I status in accordance with federal mandate.

Shots Fired Calls	Week Ending 08/05/17	Week Ending 08/12/17	Week Ending 09/02/17	Week Ending 09/09/17	28 Days Ending 09/09/17	28 Day Average 2016	YTD 2017	YTD 2016	YTD 2015	Change 16 to 17	Change vs. 2015
53S ShotSpotter Calls	0	0	0	1	1	0.1	1	1	0	0%	0%
Sig 53 Shots Fired Calls	2	0	0	4	6	9.4	72	70	84	3%	-14%

BEAT 33

Central Precinct

Week Ending 09/09/17



	Last 4 Weeks				28 Days Ending 09/09/17	28 Day Average 2016	YTD 2017	YTD 2016	YTD 2015	Change 16 to 17	Change vs. 2015
	Ending 08/19/17	Ending 08/26/17	Ending 09/02/17	Ending 09/09/17							
HOMICIDE	0	0	0	0	0	0.8	0	10	3	-10	-3
RAPE (11A) *	0	0	0	1	1	0.4	1	4	2	-3	-1
RAPE (11B & 11C) *	0	0	0	0	0	0.2	3	0	0	3	3
COMMERCIAL ROBBERY	0	0	0	0	0	0.2	2	3	0	-1	2
STREET ROBBERY	0	1	0	0	1	2.1	15	14	17	1	-2
RESIDENTIAL ROBBERY	0	0	0	0	0	0.1	0	1	1	-1	-1
AGG ASSAULT w/ GUN	1	1	1	0	3	0.4	11	4	9	7	2
AGG ASSAULT w/o GUN	0	0	0	0	0	0.8	8	9	8	-1	0
TOTAL VIOLENT	1	2	1	1	5	5.0	40	45	40	-11%	0%
COMMERCIAL BURGLARY	1	0	2	0	3	2.4	7	23	20	-16	-13
RESIDENTIAL BURGLARY	1	0	0	0	1	3.8	9	21	39	-12	-30
SUDDEN SNATCHING	0	0	0	0	0	0.5	3	6	2	-3	1
SHOPLIFTING	0	0	1	0	1	2.1	27	17	11	10	16
THEFT FROM VEHICLE	1	1	1	0	3	8.1	64	59	84	5	-20
THEFT FROM YARD	1	1	2	0	4	6.0	54	61	36	-7	18
THEFT FROM BLDG	3	1	3	1	8	4.8	29	45	33	-16	-4
OTHER LARCENY	0	0	0	1	1	0.5	5	5	7	0	-2
AUTO THEFT	0	1	0	0	1	3.4	31	33	44	-2	-13
TOTAL PROPERTY	7	4	9	2	22	31.7	229	270	276	-15%	-17%
TOTAL PART I	8	6	10	3	27	36.6	269	315	316	-15%	-15%

Difference from Last Year -46

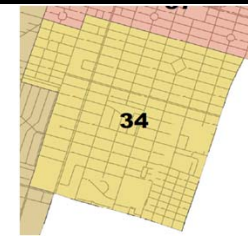
Statistics are based on UCR criteria, not GA Criminal Code.

* Rape Code 11A is the historical definition of rape (aka Legacy Rape); Rape Codes 11B and 11C are those moved from Part II to Part I in 2017.

* Rape Code 11A is the historical definition of rape; Rape Codes 11B and 11C are those moved from Part II to Part I status in accordance with federal mandate.

Shots Fired Calls	Week Ending 08/05/17	Week Ending 08/12/17	Week Ending 09/02/17	Week Ending 09/09/17	28 Days Ending 09/09/17	28 Day Average 2016	YTD 2017	YTD 2016	YTD 2015	Change 16 to 17	Change vs. 2015
53S ShotSpotter Calls	10	1	2	0	13	5.4	53	49	49	0%	0%
Sig 53 Shots Fired Calls	1	2	3	1	7	12.8	99	122	98	-19%	1%

BEAT 34
Central Precinct
Week Ending 09/09/17



	Last 4 Weeks				28 Days Ending 09/09/17	28 Day Average 2016	YTD 2017	YTD 2016	YTD 2015	Change 16 to 17	Change vs. 2015
	Ending 08/19/17	Ending 08/26/17	Ending 09/02/17	Ending 09/09/17							
HOMICIDE	0	0	0	0	0	0.0	1	0	0	1	1
RAPE (11A) *	0	0	0	0	0	0.1	4	2	1	2	3
RAPE (11B & 11C) *	0	0	0	0	0	0.2	2	2	3	0	-1
COMMERCIAL ROBBERY	0	0	0	0	0	0.2	6	3	4	3	2
STREET ROBBERY	0	0	0	0	0	0.8	3	5	6	-2	-3
RESIDENTIAL ROBBERY	0	0	0	0	0	0.2	0	0	1	0	-1
AGG ASSAULT w/ GUN	0	0	2	0	2	0.5	9	2	6	7	3
AGG ASSAULT w/o GUN	0	1	0	0	1	0.5	7	5	4	2	3
TOTAL VIOLENT	0	1	2	0	3	2.4	32	19	25	68%	28%
COMMERCIAL BURGLARY	0	0	0	1	1	1.4	1	8	7	-7	-6
RESIDENTIAL BURGLARY	4	0	0	1	5	4.4	11	36	28	-25	-17
SUDDEN SNATCHING	0	0	0	0	0	0.1	2	1	1	1	1
SHOPLIFTING	0	2	1	3	6	4.4	56	36	18	20	38
THEFT FROM VEHICLE	0	3	1	1	5	7.0	63	54	88	9	-25
THEFT FROM YARD	0	1	0	0	1	2.6	29	19	31	10	-2
THEFT FROM BLDG	0	1	1	0	2	5.3	28	51	23	-23	5
OTHER LARCENY	0	0	0	0	0	0.3	5	1	4	4	1
AUTO THEFT	1	1	0	0	2	3.4	24	28	29	-4	-5
TOTAL PROPERTY	5	8	3	6	22	28.8	219	234	229	-6%	-4%
TOTAL PART I	5	9	5	6	25	31.1	251	253	254	-1%	-1%

Difference from Last Year -2

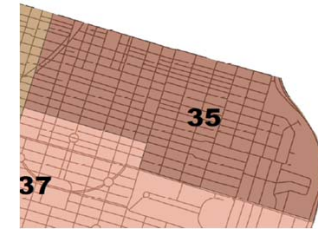
Statistics are based on UCR criteria, not GA Criminal Code.

* Rape Code 11A is the historical definition of rape (aka Legacy Rape); Rape Codes 11B and 11C are those moved from Part II to Part I in 2017.

* Rape Code 11A is the historical definition of rape; Rape Codes 11B and 11C are those moved from Part II to Part I status in accordance with federal mandate.

Shots Fired Calls	Week Ending 08/05/17	Week Ending 08/12/17	Week Ending 09/02/17	Week Ending 09/09/17	28 Days Ending 09/09/17	28 Day Average 2016	YTD 2017	YTD 2016	YTD 2015	Change 16 to 17	Change vs. 2015
53S ShotSpotter Calls	0	0	0	0	0	0.2	0	2	2	0%	0%
Sig 53 Shots Fired Calls	0	5	0	3	8	7.4	70	67	78	4%	-10%

BEAT 35
Central Precinct
Week Ending 09/09/17



	Last 4 Weeks				28 Days Ending 09/09/17	28 Day Average 2016	YTD 2017	YTD 2016	YTD 2015	Change 16 to 17	Change vs. 2015
	Ending 08/19/17	Ending 08/26/17	Ending 09/02/17	Ending 09/09/17							
HOMICIDE	0	0	0	0	0	0.5	4	5	4	-1	0
RAPE (11A) *	1	0	0	0	1	0.2	3	2	0	1	3
RAPE (11B & 11C) *	0	0	0	0	0	0.2	2	2	1	0	1
COMMERCIAL ROBBERY	0	0	0	0	0	0.1	1	0	0	1	1
STREET ROBBERY	1	0	0	0	1	1.5	7	15	10	-8	-3
RESIDENTIAL ROBBERY	0	0	0	0	0	0.4	3	3	2	0	1
AGG ASSAULT w/ GUN	0	0	0	1	1	1.2	22	10	20	12	2
AGG ASSAULT w/o GUN	1	0	0	1	2	1.2	16	8	10	8	6
TOTAL VIOLENT	3	0	0	2	5	5.3	58	45	47	29%	23%
COMMERCIAL BURGLARY	0	0	0	0	0	1.0	0	8	4	-8	-4
RESIDENTIAL BURGLARY	0	0	0	0	0	8.0	29	56	86	-27	-57
SUDDEN SNATCHING	0	0	0	0	0	0.2	2	2	0	0	2
SHOPLIFTING	0	0	0	0	0	0.3	3	3	5	0	-2
THEFT FROM VEHICLE	4	1	2	1	8	5.0	55	49	46	6	9
THEFT FROM YARD	1	0	1	0	2	2.1	25	20	20	5	5
THEFT FROM BLDG	1	1	0	1	3	4.9	25	46	34	-21	-9
OTHER LARCENY	0	0	0	0	0	0.3	4	3	2	1	2
AUTO THEFT	2	1	1	1	5	3.9	25	37	39	-12	-14
TOTAL PROPERTY	8	3	4	3	18	25.6	168	224	236	-25%	-29%
TOTAL PART I	11	3	4	5	23	30.9	226	269	283	-16%	-20%

Difference from Last Year -43

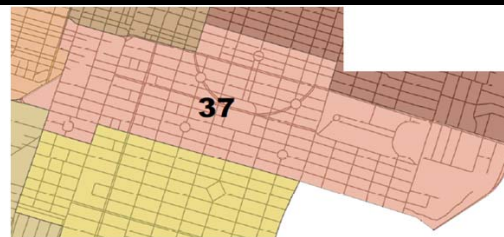
Statistics are based on UCR criteria, not GA Criminal Code.

* Rape Code 11A is the historical definition of rape (aka Legacy Rape); Rape Codes 11B and 11C are those moved from Part II to Part I in 2017.

* Rape Code 11A is the historical definition of rape; Rape Codes 11B and 11C are those moved from Part II to Part I status in accordance with federal mandate.

Shots Fired Calls	Week Ending 08/05/17	Week Ending 08/12/17	Week Ending 09/02/17	Week Ending 09/09/17	28 Days Ending 09/09/17	28 Day Average 2016	YTD 2017	YTD 2016	YTD 2015	Change 16 to 17	Change vs. 2015
53S ShotSpotter Calls	3	3	1	0	7	23.4	173	216	163	0%	0%
Sig 53 Shots Fired Calls	1	4	2	3	10	18.2	154	187	159	-18%	-3%

BEAT 37
Central Precinct
Week Ending 09/09/17



	Last 4 Weeks				28 Days Ending 09/09/17	28 Day Average 2016	YTD 2017	YTD 2016	YTD 2015	Change 16 to 17	Change vs. 2015
	Ending 08/19/17	Ending 08/26/17	Ending 09/02/17	Ending 09/09/17							
HOMICIDE	0	0	0	0	0	0.1	0	0	1	0	-1
RAPE (11A) *	0	0	0	0	0	0.1	2	1	0	1	2
RAPE (11B & 11C) *	0	0	0	0	0	0.2	0	0	0	0	0
COMMERCIAL ROBBERY	0	0	0	1	1	0.1	2	1	2	1	0
STREET ROBBERY	0	0	0	1	1	1.5	6	9	8	-3	-2
RESIDENTIAL ROBBERY	0	0	0	0	0	0.0	0	0	0	0	0
AGG ASSAULT w/ GUN	0	0	0	0	0	0.5	6	6	2	0	4
AGG ASSAULT w/o GUN	0	1	0	0	1	0.2	2	2	6	0	-4
TOTAL VIOLENT	0	1	0	2	3	2.6	18	19	19	-5%	-5%
COMMERCIAL BURGLARY	0	0	0	0	0	1.3	5	13	4	-8	1
RESIDENTIAL BURGLARY	0	0	1	0	1	3.1	9	26	41	-17	-32
SUDDEN SNATCHING	0	0	0	0	0	0.2	3	2	3	1	0
SHOPLIFTING	0	0	0	0	0	3.3	32	23	11	9	21
THEFT FROM VEHICLE	1	0	1	2	4	7.3	68	65	126	3	-58
THEFT FROM YARD	1	0	0	0	1	3.1	12	29	23	-17	-11
THEFT FROM BLDG	0	1	0	1	2	2.4	13	22	26	-9	-13
OTHER LARCENY	0	0	0	0	0	0.2	6	0	8	6	-2
AUTO THEFT	0	2	0	1	3	1.4	21	15	36	6	-15
TOTAL PROPERTY	2	3	2	4	11	22.2	169	195	278	-13%	-39%
TOTAL PART I	2	4	2	6	14	24.8	187	214	297	-13%	-37%

Difference from Last Year -27

Statistics are based on UCR criteria, not GA Criminal Code.

* Rape Code 11A is the historical definition of rape (aka Legacy Rape); Rape Codes 11B and 11C are those moved from Part II to Part I in 2017.

* Rape Code 11A is the historical definition of rape; Rape Codes 11B and 11C are those moved from Part II to Part I status in accordance with federal mandate.

	Week Ending 08/05/17	Week Ending 08/12/17	Week Ending 09/02/17	Week Ending 09/09/17	28 Days Ending 09/09/17	28 Day Average 2016	YTD 2017	YTD 2016	YTD 2015	Change 16 to 17	Change vs. 2015
Shots Fired Calls											
53S ShotSpotter Calls	4	0	1	4	9	3.5	40	38	23	0%	0%
Sig 53 Shots Fired Calls	1	1	2	3	7	12.7	87	104	101	-16%	-14%



COMPSTAT SOUTHSIDE PRECINCT Week Ending 09/09/17

PRECINCT COMMANDER:

CAPT. JOY GELLATLY



	Week Ending 09/09/17	Week Ending 09/02/17	Weekly Avg 2016	28-Day Ending 09/09/17	28-Day Ending 8/12/17	Avg 28-Day 2016	YTD 2017	YTD 2016	YTD 2015	Change 16 to 17	Change vs. 2015
HOMICIDE	0	0	0	0	0	0	2	5	4	-3	-2
RAPE (11A) *	0	1	0	2	2	1	7	9	3	-2	4
RAPE (11B & 11C) *	0	0	0	0	0	1	3	9	1	-6	2
COMMERCIAL ROBBERY	1	0	1	1	4	2	19	19	7	0	12
STREET ROBBERY	0	1	1	3	2	2	18	20	30	-2	-12
RESIDENTIAL ROBBERY	0	0	0	0	0	0	1	4	8	-3	-7
AGG ASSAULT w/ GUN	1	1	0	2	2	2	25	16	19	9	6
AGG ASSAULT w/o GUN	2	0	1	2	1	2	20	26	16	-6	4
TOTAL VIOLENT	4	3	3	10	11	12	95	108	88	-12%	8%
COMMERCIAL BURGLARY	2	1	1	7	5	5	39	31	29	8	10
RESIDENTIAL BURGLARY	6	8	4	25	8	15	118	129	197	-11	-79
SUDDEN SNATCHING	0	0	0	0	0	1	3	8	10	-5	-7
SHOPLIFTING	8	5	12	36	59	49	466	428	479	38	-13
THEFT FROM VEHICLE	5	2	5	20	22	20	284	171	280	113	4
THEFT FROM YARD	2	3	2	5	18	9	61	82	74	-21	-13
THEFT FROM BLDG	3	6	3	13	14	13	145	104	159	41	-14
OTHER LARCENY	0	2	0	3	1	2	23	12	14	11	9
AUTO THEFT	3	2	2	14	11	9	109	70	138	39	-29
TOTAL PROPERTY	29	29	30	123	138	120	1248	1035	1380	21%	-10%
TOTAL PART I	33	32	33	133	149	132	1343	1143	1468	17%	-9%

Statistics are based on UCR criteria, not GA Criminal Code.

Difference from Last Year 200

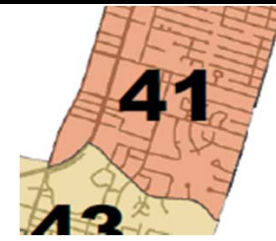
Statistics are preliminary, based on RMS data at the time prepared, and are subject to change due to late reports, reclassifications, updated locations, etc.

Cell Shading: white is within 0.6 standard deviation of the mean; red is above; green is below.

* Rape Code 11A is the historical definition of rape; Rape Codes 11B and 11C are those moved from Part II to Part I status in accordance with federal mandate.

Citizen Initiated Calls	Week Ending 09/09/17	Week Ending 09/02/17	Weekly Avg 2016	28-Day Ending 09/09/17	28-Day Ending 8/5/17	Avg 28-Day 2016	YTD 2017	YTD 2016	YTD 2015	Change 16 to 17	Change vs. 2015
Midnight Shift	85	77	91	332	333	364	3145	3381	3399	-236	-254
Day Shift	206	230	247	883	912	986	8649	9473	9367	-824	-718
Afternoon Shift	199	237	246	881	933	982	8495	9197	9144	-702	-649
TOTAL CITIZEN CFS	490	544	583	2096	2178	2332	20289	22051	21910	-8.0%	-7.4%
53S ShotSpotter Calls	13	0	0	13	0	0	0	0	0	0	0
Sig 53 Shots Fired Calls	7	8	9	24	20	35	269	316	238	-47	31

BEAT 41
Southside Precinct
Week Ending 09/09/17



	Last 4 Weeks				28 Days Ending 09/09/17	28 Day Average 2016	YTD 2017	YTD 2016	YTD 2015	Change 16 to 17	Change vs. 2015
	Ending 08/19/17	Ending 08/26/17	Ending 09/02/17	Ending 09/09/17							
HOMICIDE	0	0	0	0	0	0.0	0	0	1	0	-1
RAPE (11A) *	0	0	0	0	0	0.2	2	3	0	-1	2
RAPE (11B & 11C) *	0	0	0	0	0	0.0	0	0	1	0	-1
COMMERCIAL ROBBERY	0	0	0	1	1	0.4	8	5	2	3	6
STREET ROBBERY	0	0	0	0	0	0.3	2	3	4	-1	-2
RESIDENTIAL ROBBERY	0	0	0	0	0	0.1	0	0	2	0	-2
AGG ASSAULT w/ GUN	0	0	0	0	0	0.3	0	4	0	-4	0
AGG ASSAULT w/o GUN	0	0	0	0	0	0.5	1	4	0	-3	1
TOTAL VIOLENT	0	0	0	1	1	1.8	13	19	10	-32%	30%
COMMERCIAL BURGLARY	0	1	0	2	3	1.8	14	17	5	-3	9
RESIDENTIAL BURGLARY	1	0	0	1	2	1.1	11	13	7	-2	4
SUDDEN SNATCHING	0	0	0	0	0	0.0	1	0	1	1	0
SHOPLIFTING	0	2	0	0	2	2.4	22	14	12	8	10
THEFT FROM VEHICLE	1	1	1	3	6	4.6	42	41	57	1	-15
THEFT FROM YARD	0	0	1	0	1	1.7	14	16	31	-2	-17
THEFT FROM BLDG	0	1	4	2	7	2.3	34	18	45	16	-11
OTHER LARCENY	0	0	0	0	0	0.2	3	1	3	2	0
AUTO THEFT	0	2	1	0	3	1.5	16	12	24	4	-8
TOTAL PROPERTY	2	7	7	8	24	15.5	157	132	185	19%	-15%
TOTAL PART I	2	7	7	9	25	17.2	170	151	195	13%	-13%

Difference from Last Year 19

Statistics are based on UCR criteria, not GA Criminal Code.

* Rape Code 11A is the historical definition of rape (aka Legacy Rape); Rape Codes 11B and 11C are those moved from Part II to Part I in 2017.

* Rape Code 11A is the historical definition of rape; Rape Codes 11B and 11C are those moved from Part II to Part I status in accordance with federal mandate.

	Week Ending 08/05/17	Week Ending 08/12/17	Week Ending 09/02/17	Week Ending 09/09/17	28 Days Ending 09/09/17	28 Day Average 2016	YTD 2017	YTD 2016	YTD 2015	Change 16 to 17	Change vs. 2015
Shots Fired Calls											
53S ShotSpotter Calls	0	0	0	6	6	0.1	0	0	0	0%	0%
Sig 53 Shots Fired Calls	0	0	2	1	3	1.8	19	16	15	19%	27%

BEAT 42
Southside Precinct
Week Ending 09/09/17



	Last 4 Weeks				28 Days Ending 09/09/17	28 Day Average 2016	YTD 2017	YTD 2016	YTD 2015	Change 16 to 17	Change vs. 2015
	Ending 08/19/17	Ending 08/26/17	Ending 09/02/17	Ending 09/09/17							
HOMICIDE	0	0	0	0	0	0.1	1	0	0	1	1
RAPE (11A) *	0	0	0	0	0	0.2	1	0	0	1	1
RAPE (11B & 11C) *	0	0	0	0	0	0.4	2	2	0	0	2
COMMERCIAL ROBBERY	0	0	0	0	0	0.6	6	5	1	1	5
STREET ROBBERY	0	0	0	0	0	0.9	6	8	10	-2	-4
RESIDENTIAL ROBBERY	0	0	0	0	0	0.2	1	3	3	-2	-2
AGG ASSAULT w/ GUN	0	0	0	1	1	0.5	7	6	5	1	2
AGG ASSAULT w/o GUN	0	0	0	2	2	0.7	10	8	9	2	1
TOTAL VIOLENT	0	0	0	3	3	3.7	34	32	28	6%	21%
COMMERCIAL BURGLARY	1	0	0	0	1	1.4	11	5	12	6	-1
RESIDENTIAL BURGLARY	1	0	3	0	4	4.5	20	40	57	-20	-37
SUDDEN SNATCHING	0	0	0	0	0	0.1	0	0	3	0	-3
SHOPLIFTING	2	2	2	0	6	9.0	64	69	126	-5	-62
THEFT FROM VEHICLE	2	2	1	0	5	5.8	80	57	85	23	-5
THEFT FROM YARD	0	0	1	0	1	2.3	12	22	20	-10	-8
THEFT FROM BLDG	0	1	0	0	1	3.0	31	26	41	5	-10
OTHER LARCENY	0	0	0	0	0	0.5	5	3	3	2	2
AUTO THEFT	2	1	0	1	4	2.3	46	21	43	25	3
TOTAL PROPERTY	8	6	7	1	22	28.8	269	243	390	11%	-31%
TOTAL PART I	8	6	7	4	25	32.4	303	275	418	10%	-28%

Difference from Last Year 28

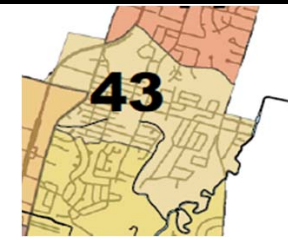
Statistics are based on UCR criteria, not GA Criminal Code.

* Rape Code 11A is the historical definition of rape (aka Legacy Rape); Rape Codes 11B and 11C are those moved from Part II to Part I in 2017.

* Rape Code 11A is the historical definition of rape; Rape Codes 11B and 11C are those moved from Part II to Part I status in accordance with federal mandate.

	Week Ending 08/05/17	Week Ending 08/12/17	Week Ending 09/02/17	Week Ending 09/09/17	28 Days Ending 09/09/17	28 Day Average 2016	YTD 2017	YTD 2016	YTD 2015	Change 16 to 17	Change vs. 2015
Shots Fired Calls											
53S ShotSpotter Calls	0	0	0	1	1	0.0	0	0	0	0%	0%
Sig 53 Shots Fired Calls	0	0	1	1	2	7.6	53	70	59	-24%	-10%

BEAT 43
Southside Precinct
Week Ending 09/09/17



	Last 4 Weeks				28 Days Ending 09/09/17	28 Day Average 2016	YTD 2017	YTD 2016	YTD 2015	Change 16 to 17	Change vs. 2015
	Ending 08/19/17	Ending 08/26/17	Ending 09/02/17	Ending 09/09/17							
HOMICIDE	0	0	0	0	0	0.2	0	3	1	-3	-1
RAPE (11A) *	0	0	0	0	0	0.1	0	1	0	-1	0
RAPE (11B & 11C) *	0	0	0	0	0	0.1	0	1	0	-1	0
COMMERCIAL ROBBERY	0	0	0	0	0	0.8	1	5	4	-4	-3
STREET ROBBERY	0	0	1	0	1	0.5	4	5	9	-1	-5
RESIDENTIAL ROBBERY	0	0	0	0	0	0.1	0	0	0	0	0
AGG ASSAULT w/ GUN	0	0	0	0	0	0.1	3	1	5	2	-2
AGG ASSAULT w/o GUN	0	0	0	0	0	0.5	3	6	2	-3	1
TOTAL VIOLENT	0	0	1	0	1	2.3	11	22	21	-50%	-48%
COMMERCIAL BURGLARY	0	1	0	0	1	1.1	5	7	8	-2	-3
RESIDENTIAL BURGLARY	1	0	0	3	4	2.1	23	17	20	6	3
SUDDEN SNATCHING	0	0	0	0	0	0.3	1	4	2	-3	-1
SHOPLIFTING	7	3	1	4	15	25.6	223	240	236	-17	-13
THEFT FROM VEHICLE	1	0	0	1	2	2.8	41	20	38	21	3
THEFT FROM YARD	0	0	1	0	1	1.3	14	15	9	-1	5
THEFT FROM BLDG	0	1	0	0	1	2.9	35	24	28	11	7
OTHER LARCENY	0	0	1	0	1	0.2	4	2	1	2	3
AUTO THEFT	1	0	1	1	3	1.1	14	9	22	5	-8
TOTAL PROPERTY	10	5	4	9	28	37.5	360	338	364	7%	-1%
TOTAL PART I	10	5	5	9	29	39.8	371	360	385	3%	-4%

Difference from Last Year 11

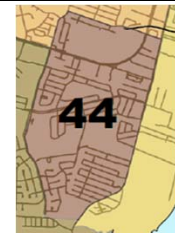
Statistics are based on UCR criteria, not GA Criminal Code.

* Rape Code 11A is the historical definition of rape (aka Legacy Rape); Rape Codes 11B and 11C are those moved from Part II to Part I in 2017.

* Rape Code 11A is the historical definition of rape; Rape Codes 11B and 11C are those moved from Part II to Part I status in accordance with federal mandate.

	Week Ending 08/05/17	Week Ending 08/12/17	Week Ending 09/02/17	Week Ending 09/09/17	28 Days Ending 09/09/17	28 Day Average 2016	YTD 2017	YTD 2016	YTD 2015	Change 16 to 17	Change vs. 2015
Shots Fired Calls											
53S ShotSpotter Calls	0	0	0	1	1	0.0	0	0	0	0%	0%
Sig 53 Shots Fired Calls	1	0	1	0	2	5.4	30	45	34	-33%	-12%

BEAT 44
Southside Precinct
Week Ending 09/09/17



	Last 4 Weeks				28 Days Ending 09/09/17	28 Day Average 2016	YTD 2017	YTD 2016	YTD 2015	Change 16 to 17	Change vs. 2015
	Ending 08/19/17	Ending 08/26/17	Ending 09/02/17	Ending 09/09/17							
HOMICIDE	0	0	0	0	0	0.1	1	1	1	0	0
RAPE (11A) *	1	0	1	0	2	0.2	3	3	2	0	1
RAPE (11B & 11C) *	0	0	0	0	0	0.3	1	4	0	-3	1
COMMERCIAL ROBBERY	0	0	0	0	0	0.2	1	2	0	-1	1
STREET ROBBERY	1	1	0	0	2	0.2	5	1	5	4	0
RESIDENTIAL ROBBERY	0	0	0	0	0	0.1	0	1	3	-1	-3
AGG ASSAULT w/ GUN	0	0	0	0	0	0.5	10	3	6	7	4
AGG ASSAULT w/o GUN	0	0	0	0	0	0.6	4	7	4	-3	0
TOTAL VIOLENT	2	1	1	0	4	2.3	25	22	21	14%	19%
COMMERCIAL BURGLARY	0	1	1	0	2	0.2	6	2	3	4	3
RESIDENTIAL BURGLARY	4	1	3	2	10	3.7	42	27	77	15	-35
SUDDEN SNATCHING	0	0	0	0	0	0.2	0	2	2	-2	-2
SHOPLIFTING	0	0	0	0	0	1.1	15	10	7	5	8
THEFT FROM VEHICLE	0	3	0	1	4	4.1	64	30	57	34	7
THEFT FROM YARD	0	0	0	1	1	1.6	16	16	10	0	6
THEFT FROM BLDG	0	0	1	1	2	2.8	27	23	25	4	2
OTHER LARCENY	0	1	0	0	1	0.2	6	2	6	4	0
AUTO THEFT	1	1	0	1	3	2.1	20	17	33	3	-13
TOTAL PROPERTY	5	7	5	6	23	16.1	196	129	220	52%	-11%
TOTAL PART I	7	8	6	6	27	18.4	221	151	241	46%	-8%

Difference from Last Year 70

Statistics are based on UCR criteria, not GA Criminal Code.

* Rape Code 11A is the historical definition of rape (aka Legacy Rape); Rape Codes 11B and 11C are those moved from Part II to Part I in 2017.

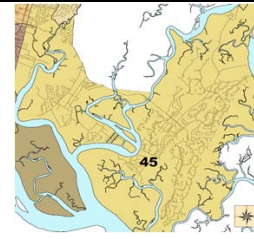
* Rape Code 11A is the historical definition of rape; Rape Codes 11B and 11C are those moved from Part II to Part I status in accordance with federal mandate.

	Week Ending 08/05/17	Week Ending 08/12/17	Week Ending 09/02/17	Week Ending 09/09/17	28 Days Ending 09/09/17	28 Day Average 2016	YTD 2017	YTD 2016	YTD 2015	Change 16 to 17	Change vs. 2015
Shots Fired Calls											
53S ShotSpotter Calls	0	0	0	0	0	0.0	0	0	0	0%	0%
Sig 53 Shots Fired Calls	4	2	1	2	9	8.2	80	67	58	19%	38%

BEAT 45

Southside Precinct

Week Ending 09/09/17



	Last 4 Weeks				28 Days Ending 09/09/17	28 Day Average 2016	YTD 2017	YTD 2016	YTD 2015	Change 16 to 17	Change vs. 2015
	Ending 08/19/17	Ending 08/26/17	Ending 09/02/17	Ending 09/09/17							
HOMICIDE	0	0	0	0	0	0.1	0	1	0	-1	0
RAPE (11A) *	0	0	0	0	0	0.0	0	1	0	-1	0
RAPE (11B & 11C) *	0	0	0	0	0	0.2	0	1	0	-1	0
COMMERCIAL ROBBERY	0	0	0	0	0	0.0	0	0	0	0	0
STREET ROBBERY	0	0	0	0	0	0.2	0	0	0	0	0
RESIDENTIAL ROBBERY	0	0	0	0	0	0.0	0	0	0	0	0
AGG ASSAULT w/ GUN	0	0	0	0	0	0.0	1	0	0	1	1
AGG ASSAULT w/o GUN	0	0	0	0	0	0.1	0	1	0	-1	0
TOTAL VIOLENT	0	0	0	0	0	0.5	1	4	0	-75%	#DIV/0!
COMMERCIAL BURGLARY	0	0	0	0	0	0.0	0	0	1	0	-1
RESIDENTIAL BURGLARY	1	0	2	0	3	1.4	11	13	20	-2	-9
SUDDEN SNATCHING	0	0	0	0	0	0.0	0	0	0	0	0
SHOPLIFTING	0	0	0	0	0	0.0	0	0	0	0	0
THEFT FROM VEHICLE	0	0	0	0	0	0.7	8	8	4	0	4
THEFT FROM YARD	0	0	0	0	0	0.3	1	4	1	-3	0
THEFT FROM BLDG	0	0	0	0	0	0.2	2	1	6	1	-4
OTHER LARCENY	0	0	0	0	0	0.2	1	1	0	0	1
AUTO THEFT	0	0	0	0	0	0.4	3	3	3	0	0
TOTAL PROPERTY	1	0	2	0	3	3.2	26	30	35	-13%	-26%
TOTAL PART I	1	0	2	0	3	3.7	27	34	35	-21%	-23%

Difference from Last Year -7

Statistics are based on UCR criteria, not GA Criminal Code.

* Rape Code 11A is the historical definition of rape (aka Legacy Rape); Rape Codes 11B and 11C are those moved from Part II to Part I in 2017.

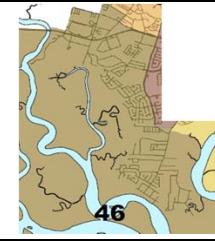
* Rape Code 11A is the historical definition of rape; Rape Codes 11B and 11C are those moved from Part II to Part I status in accordance with federal mandate.

Shots Fired Calls	Week Ending 08/05/17	Week Ending 08/12/17	Week Ending 09/02/17	Week Ending 09/09/17	28 Days Ending 09/09/17	28 Day Average 2016	YTD 2017	YTD 2016	YTD 2015	Change 16 to 17	Change vs. 2015
53S ShotSpotter Calls	0	0	0	5	5	0.0	0	0	0	0%	0%
Sig 53 Shots Fired Calls	2	0	2	3	7	4.2	32	44	27	-27%	19%

BEAT 46

Southside Precinct

Week Ending 09/09/17



	Last 4 Weeks				28 Days Ending 09/09/17	28 Day Average 2016	YTD 2017	YTD 2016	YTD 2015	Change 16 to 17	Change vs. 2015
	Ending 08/19/17	Ending 08/26/17	Ending 09/02/17	Ending 09/09/17							
HOMICIDE	0	0	0	0	0	0.0	0	0	1	0	-1
RAPE (11A) *	0	0	0	0	0	0.1	1	1	1	0	0
RAPE (11B & 11C) *	0	0	0	0	0	0.1	0	1	0	-1	0
COMMERCIAL ROBBERY	0	0	0	0	0	0.4	3	2	0	1	3
STREET ROBBERY	0	0	0	0	0	0.3	1	3	2	-2	-1
RESIDENTIAL ROBBERY	0	0	0	0	0	0.0	0	0	0	0	0
AGG ASSAULT w/ GUN	0	0	1	0	1	0.2	4	2	3	2	1
AGG ASSAULT w/o GUN	0	0	0	0	0	0.1	2	0	1	2	1
TOTAL VIOLENT	0	0	1	0	1	1.1	11	9	8	22%	38%
COMMERCIAL BURGLARY	0	0	0	0	0	0.0	3	0	0	3	3
RESIDENTIAL BURGLARY	1	1	0	0	2	1.8	11	19	16	-8	-5
SUDDEN SNATCHING	0	0	0	0	0	0.2	1	2	2	-1	-1
SHOPLIFTING	4	3	2	4	13	10.9	142	95	98	47	44
THEFT FROM VEHICLE	0	3	0	0	3	2.0	49	15	39	34	10
THEFT FROM YARD	0	0	0	1	1	1.5	4	9	3	-5	1
THEFT FROM BLDG	1	0	1	0	2	1.6	16	12	14	4	2
OTHER LARCENY	0	0	1	0	1	0.4	4	3	1	1	3
AUTO THEFT	0	1	0	0	1	1.1	10	8	13	2	-3
TOTAL PROPERTY	6	8	4	5	23	19.5	240	163	186	47%	29%
TOTAL PART I	6	8	5	5	24	20.7	251	172	194	46%	29%

Difference from Last Year 79

Statistics are based on UCR criteria, not GA Criminal Code.

* Rape Code 11A is the historical definition of rape (aka Legacy Rape); Rape Codes 11B and 11C are those moved from Part II to Part I in 2017.

* Rape Code 11A is the historical definition of rape; Rape Codes 11B and 11C are those moved from Part II to Part I status in accordance with federal mandate.

Shots Fired Calls	Week Ending 08/05/17	Week Ending 08/12/17	Week Ending 09/02/17	Week Ending 09/09/17	28 Days Ending 09/09/17	28 Day Average 2016	YTD 2017	YTD 2016	YTD 2015	Change 16 to 17	Change vs. 2015
53S ShotSpotter Calls	0	0	0	0	0	0.0	0	0	0	0%	0%
Sig 53 Shots Fired Calls	0	0	1	0	1	8.0	55	74	45	-26%	22%



COMPSTAT ISLANDS PRECINCT Week Ending 09/09/17

PRECINCT COMMANDER:
CAPT. ASHLEY BROWN



	Week Ending 09/09/17	Week Ending 09/02/17	Weekly Avg 2016	28-Day Ending 09/09/17	28-Day Ending 8/12/17	Avg 28-Day 2016	YTD 2017	YTD 2016	YTD 2015	Change 16 to 17	Change vs. 2015
HOMICIDE	0	0	0	1	0	0	5	6	7	-1	-2
RAPE (11A) *	0	0	0	0	0	0	3	3	8	0	-5
RAPE (11B & 11C) *	0	0	0	0	1	1	7	6	4	1	3
COMMERCIAL ROBBERY	0	0	0	0	1	1	22	8	15	14	7
STREET ROBBERY	0	3	1	4	3	3	20	31	33	-11	-13
RESIDENTIAL ROBBERY	0	0	0	1	0	0	4	4	4	0	0
AGG ASSAULT w/ GUN	0	1	1	5	2	4	33	38	43	-5	-10
AGG ASSAULT w/o GUN	0	0	1	1	3	3	30	24	27	6	3
TOTAL VIOLENT	0	4	3	12	10	14	124	120	141	3%	-12%
COMMERCIAL BURGLARY	2	2	0	4	0	2	8	19	14	-11	-6
RESIDENTIAL BURGLARY	4	1	6	20	23	24	183	208	180	-25	3
SUDDEN SNATCHING	0	0	0	0	2	1	6	6	7	0	-1
SHOPLIFTING	4	5	6	20	25	23	210	210	202	0	8
THEFT FROM VEHICLE	8	2	5	16	26	20	186	182	203	4	-17
THEFT FROM YARD	5	2	2	13	12	8	81	72	94	9	-13
THEFT FROM BLDG	3	4	4	20	10	16	120	145	137	-25	-17
OTHER LARCENY	0	0	1	3	1	2	23	22	14	1	9
AUTO THEFT	3	2	3	5	17	11	89	100	97	-11	-8
TOTAL PROPERTY	29	18	27	101	116	107	906	964	948	-6%	-4%
TOTAL PART I	29	22	30	113	126	120	1030	1084	1089	-5%	-5%

Difference from Last Year -54

Statistics are based on UCR criteria, not GA Criminal Code.

Statistics are preliminary, based on RMS data at the time prepared, and are subject to change due to late reports, reclassifications, updated locations, etc.

Cell Shading: white is within 0.6 standard deviation of the mean; red is above; green is below.

* Rape Code 11A is the historical definition of rape; Rape Codes 11B and 11C are those moved from Part II to Part I status in accordance with federal mandate.

Citizen Initiated Calls	Week Ending 09/09/17	Week Ending 09/02/17	Weekly Avg 2016	28-Day Ending 09/09/17	28-Day Ending 8/5/17	Avg 28-Day 2016	YTD 2017	YTD 2016	YTD 2015	Change 16 to 17	Change vs. 2015
Midnight Shift	67	63	82	293	310	330	3064	3773	3572	-709	-508
Day Shift	222	194	190	783	737	761	7906	9731	9064	-1825	-1158
Afternoon Shift	190	232	219	865	893	876	8692	10809	10033	-2117	-1341
TOTAL CITIZEN CFS	479	489	492	1941	1940	1966	19662	24313	22669	-19.1%	-13.3%
53S ShotSpotter Calls	4	1	3	7	4	12	87	118	64	-31	23
Sig 53 Shots Fired Calls	12	11	16	30	32	62	446	536	470	-90	-24

BEAT 51
Islands Precinct
Week Ending 09/09/17



	Last 4 Weeks				28 Days Ending 09/09/17	28 Day Average 2016	YTD 2017	YTD 2016	YTD 2015	Change 16 to 17	Change vs. 2015
	Ending 08/19/17	Ending 08/26/17	Ending 09/02/17	Ending 09/09/17							
HOMICIDE	0	0	0	0	0	0.2	2	2	0	0	2
RAPE (11A) *	0	0	0	0	0	0.2	0	1	1	-1	-1
RAPE (11B & 11C) *	0	0	0	0	0	0.2	0	1	1	-1	-1
COMMERCIAL ROBBERY	0	0	0	0	0	0.4	13	2	6	11	7
STREET ROBBERY	0	0	0	0	0	1.5	8	15	14	-7	-6
RESIDENTIAL ROBBERY	0	0	0	0	0	0.3	0	3	2	-3	-2
AGG ASSAULT w/ GUN	1	0	0	0	1	1.6	10	17	14	-7	-4
AGG ASSAULT w/o GUN	0	1	0	0	1	0.7	6	4	6	2	0
TOTAL VIOLENT	1	1	0	0	2	5.0	39	45	44	-13%	-11%
COMMERCIAL BURGLARY	0	0	1	0	1	1.1	4	12	5	-8	-1
RESIDENTIAL BURGLARY	1	0	1	1	3	6.8	38	62	42	-24	-4
SUDDEN SNATCHING	0	0	0	0	0	0.2	1	0	3	1	-2
SHOPLIFTING	7	3	4	4	18	13.7	149	125	153	24	-4
THEFT FROM VEHICLE	0	3	0	0	3	5.7	63	54	62	9	1
THEFT FROM YARD	0	0	0	2	2	2.1	21	19	26	2	-5
THEFT FROM BLDG	1	1	0	0	2	4.1	26	37	43	-11	-17
OTHER LARCENY	0	1	0	0	1	0.5	5	4	3	1	2
AUTO THEFT	0	0	0	1	1	3.1	30	26	36	4	-6
TOTAL PROPERTY	9	8	6	8	31	37.3	337	339	373	-1%	-10%
TOTAL PART I	10	9	6	8	33	42.3	376	384	417	-2%	-10%

Difference from Last Year -8

Statistics are based on UCR criteria, not GA Criminal Code.

* Rape Code 11A is the historical definition of rape (aka Legacy Rape); Rape Codes 11B and 11C are those moved from Part II to Part I in 2017.

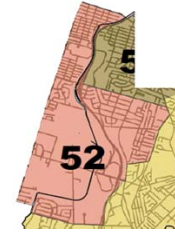
* Rape Code 11A is the historical definition of rape; Rape Codes 11B and 11C are those moved from Part II to Part I status in accordance with federal mandate.

	Week Ending 08/05/17	Week Ending 08/12/17	Week Ending 09/02/17	Week Ending 09/09/17	28 Days Ending 09/09/17	28 Day Average 2016	YTD 2017	YTD 2016	YTD 2015	Change 16 to 17	Change vs. 2015
Shots Fired Calls											
53S ShotSpotter Calls	1	0	0	3	4	10.8	64	112	55	0%	0%
Sig 53 Shots Fired Calls	0	2	3	3	8	20.9	144	199	129	-28%	12%

BEAT 52

Islands Precinct

Week Ending 09/09/17



	Last 4 Weeks				28 Days Ending 09/09/17	28 Day Average 2016	YTD 2017	YTD 2016	YTD 2015	Change 16 to 17	Change vs. 2015
	Ending 08/19/17	Ending 08/26/17	Ending 09/02/17	Ending 09/09/17							
HOMICIDE	0	0	0	0	0	0.2	0	2	0	-2	0
RAPE (11A) *	0	0	0	0	0	0.0	0	0	2	0	-2
RAPE (11B & 11C) *	0	0	0	0	0	0.3	2	4	1	-2	1
COMMERCIAL ROBBERY	0	0	0	0	0	0.2	0	2	1	-2	-1
STREET ROBBERY	0	0	0	0	0	0.5	0	5	2	-5	-2
RESIDENTIAL ROBBERY	0	1	0	0	1	0.1	1	1	0	0	1
AGG ASSAULT w/ GUN	0	0	0	0	0	0.3	5	1	12	4	-7
AGG ASSAULT w/o GUN	0	0	0	0	0	0.5	7	4	7	3	0
TOTAL VIOLENT	0	1	0	0	1	2.1	15	19	25	-21%	-40%
COMMERCIAL BURGLARY	0	0	0	0	0	0.1	0	1	1	-1	-1
RESIDENTIAL BURGLARY	1	0	0	2	3	2.6	11	23	33	-12	-22
SUDDEN SNATCHING	0	0	0	0	0	0.2	1	1	2	0	-1
SHOPLIFTING	0	0	1	0	1	0.2	3	3	2	0	1
THEFT FROM VEHICLE	0	3	0	4	7	1.9	30	14	26	16	4
THEFT FROM YARD	0	0	0	0	0	0.7	5	6	11	-1	-6
THEFT FROM BLDG	4	5	2	2	13	3.1	36	32	21	4	15
OTHER LARCENY	0	0	0	0	0	0.2	4	2	1	2	3
AUTO THEFT	0	0	1	0	1	1.4	8	14	14	-6	-6
TOTAL PROPERTY	5	8	4	8	25	10.3	98	96	111	2%	-12%
TOTAL PART I	5	9	4	8	26	12.4	113	115	136	-2%	-17%

Difference from Last Year -2

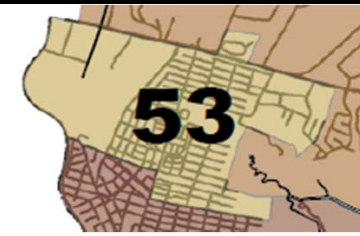
Statistics are based on UCR criteria, not GA Criminal Code.

* Rape Code 11A is the historical definition of rape (aka Legacy Rape); Rape Codes 11B and 11C are those moved from Part II to Part I in 2017.

* Rape Code 11A is the historical definition of rape; Rape Codes 11B and 11C are those moved from Part II to Part I status in accordance with federal mandate.

Shots Fired Calls	Week Ending 08/05/17	Week Ending 08/12/17	Week Ending 09/02/17	Week Ending 09/09/17	28 Days Ending 09/09/17	28 Day Average 2016	YTD 2017	YTD 2016	YTD 2015	Change 16 to 17	Change vs. 2015
53S ShotSpotter Calls	0	0	0	1	1	0.0	2	0	0	0%	0%
Sig 53 Shots Fired Calls	1	1	1	0	3	6.3	67	46	63	46%	6%

BEAT 53
Islands Precinct
Week Ending 09/09/17



	Last 4 Weeks				28 Days Ending 09/09/17	28 Day Average 2016	YTD 2017	YTD 2016	YTD 2015	Change 16 to 17	Change vs. 2015
	Ending 08/19/17	Ending 08/26/17	Ending 09/02/17	Ending 09/09/17							
HOMICIDE	0	1	0	0	1	0.1	2	1	2	1	0
RAPE (11A) *	0	0	0	0	0	0.0	0	0	2	0	-2
RAPE (11B & 11C) *	0	0	0	0	0	0.0	2	0	1	2	1
COMMERCIAL ROBBERY	0	0	0	0	0	0.1	1	1	2	0	-1
STREET ROBBERY	0	1	1	0	2	0.5	5	3	2	2	3
RESIDENTIAL ROBBERY	0	0	0	0	0	0.1	1	0	0	1	1
AGG ASSAULT w/ GUN	1	1	1	0	3	1.0	10	10	5	0	5
AGG ASSAULT w/o GUN	0	0	0	0	0	0.6	7	7	8	0	-1
TOTAL VIOLENT	1	3	2	0	6	2.3	28	22	22	27%	27%
COMMERCIAL BURGLARY	0	0	1	2	3	0.2	3	2	0	1	3
RESIDENTIAL BURGLARY	0	2	0	1	3	3.5	21	24	29	-3	-8
SUDDEN SNATCHING	0	0	0	0	0	0.2	2	1	1	1	1
SHOPLIFTING	0	0	0	0	0	0.9	15	7	4	8	11
THEFT FROM VEHICLE	0	0	0	3	3	2.7	22	24	18	-2	4
THEFT FROM YARD	2	1	1	2	6	1.5	15	17	16	-2	-1
THEFT FROM BLDG	0	0	1	0	1	2.5	21	23	17	-2	4
OTHER LARCENY	0	0	0	0	0	0.3	2	2	1	0	1
AUTO THEFT	0	0	0	2	2	1.8	16	15	13	1	3
TOTAL PROPERTY	2	3	3	10	18	13.6	117	115	99	2%	18%
TOTAL PART I	3	6	5	10	24	15.9	145	137	121	6%	20%

Difference from Last Year 8

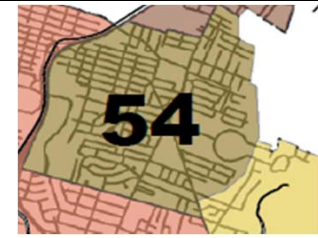
Statistics are based on UCR criteria, not GA Criminal Code.

* Rape Code 11A is the historical definition of rape (aka Legacy Rape); Rape Codes 11B and 11C are those moved from Part II to Part I in 2017.

* Rape Code 11A is the historical definition of rape; Rape Codes 11B and 11C are those moved from Part II to Part I status in accordance with federal mandate.

	Week Ending 08/05/17	Week Ending 08/12/17	Week Ending 09/02/17	Week Ending 09/09/17	28 Days Ending 09/09/17	28 Day Average 2016	YTD 2017	YTD 2016	YTD 2015	Change 16 to 17	Change vs. 2015
Shots Fired Calls											
53S ShotSpotter Calls	0	1	1	0	2	0.8	19	6	8	0%	0%
Sig 53 Shots Fired Calls	0	1	3	7	11	15.0	91	130	107	-30%	-15%

BEAT 54
Islands Precinct
Week Ending 09/09/17



	Last 4 Weeks				28 Days Ending 09/09/17	28 Day Average 2016	YTD 2017	YTD 2016	YTD 2015	Change 16 to 17	Change vs. 2015
	Ending 08/19/17	Ending 08/26/17	Ending 09/02/17	Ending 09/09/17							
HOMICIDE	0	0	0	0	0	0.1	0	1	4	-1	-4
RAPE (11A) *	0	0	0	0	0	0.1	0	1	1	-1	-1
RAPE (11B & 11C) *	0	0	0	0	0	0.1	0	1	1	-1	-1
COMMERCIAL ROBBERY	0	0	0	0	0	0.5	7	2	6	5	1
STREET ROBBERY	0	0	1	0	1	0.8	3	7	9	-4	-6
RESIDENTIAL ROBBERY	0	0	0	0	0	0.0	1	0	0	1	1
AGG ASSAULT w/ GUN	0	0	0	0	0	0.7	6	6	8	0	-2
AGG ASSAULT w/o GUN	0	0	0	0	0	0.6	6	5	4	1	2
TOTAL VIOLENT	0	0	1	0	1	2.8	23	23	33	0%	-30%
COMMERCIAL BURGLARY	0	0	0	0	0	0.2	0	2	5	-2	-5
RESIDENTIAL BURGLARY	2	4	0	0	6	6.1	49	46	27	3	22
SUDDEN SNATCHING	0	0	0	0	0	0.0	2	0	1	2	1
SHOPLIFTING	0	1	0	0	1	2.0	20	17	9	3	11
THEFT FROM VEHICLE	0	0	0	0	0	4.7	25	48	48	-23	-23
THEFT FROM YARD	0	1	0	1	2	1.0	17	6	15	11	2
THEFT FROM BLDG	0	1	1	0	2	2.2	13	22	17	-9	-4
OTHER LARCENY	1	0	0	0	1	0.2	5	1	3	4	2
AUTO THEFT	0	0	1	0	1	2.8	19	28	21	-9	-2
TOTAL PROPERTY	3	7	2	1	13	19.2	150	170	146	-12%	3%
TOTAL PART I	3	7	3	1	14	22.0	173	193	179	-10%	-3%

Difference from Last Year -20

Statistics are based on UCR criteria, not GA Criminal Code.

* Rape Code 11A is the historical definition of rape (aka Legacy Rape); Rape Codes 11B and 11C are those moved from Part II to Part I in 2017.

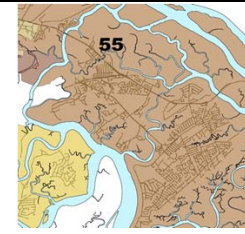
* Rape Code 11A is the historical definition of rape; Rape Codes 11B and 11C are those moved from Part II to Part I status in accordance with federal mandate.

Shots Fired Calls	Week Ending 08/05/17	Week Ending 08/12/17	Week Ending 09/02/17	Week Ending 09/09/17	28 Days Ending 09/09/17	28 Day Average 2016	YTD 2017	YTD 2016	YTD 2015	Change 16 to 17	Change vs. 2015
	53S ShotSpotter Calls	0	0	0							
Sig 53 Shots Fired Calls	0	0	4	1	5	10.7	74	88	99	-16%	-25%

BEAT 55

Islands Precinct

Week Ending 09/09/17



	Last 4 Weeks				28 Days Ending 09/09/17	28 Day Average 2016	YTD 2017	YTD 2016	YTD 2015	Change 16 to 17	Change vs. 2015
	Ending 08/19/17	Ending 08/26/17	Ending 09/02/17	Ending 09/09/17							
HOMICIDE	0	0	0	0	0	0.0	0	0	1	0	-1
RAPE (11A) *	0	0	0	0	0	0.1	3	1	2	2	1
RAPE (11B & 11C) *	0	0	0	0	0	0.2	3	0	0	3	3
COMMERCIAL ROBBERY	0	0	0	0	0	0.1	1	1	0	0	1
STREET ROBBERY	0	0	1	0	1	0.1	4	1	3	3	1
RESIDENTIAL ROBBERY	0	0	0	0	0	0.0	0	0	1	0	-1
AGG ASSAULT w/ GUN	0	0	0	0	0	0.2	0	1	1	-1	-1
AGG ASSAULT w/o GUN	0	0	0	0	0	0.5	4	3	1	1	3
TOTAL VIOLENT	0	0	1	0	1	1.1	15	7	9	114%	67%
COMMERCIAL BURGLARY	0	0	0	0	0	0.2	1	2	2	-1	-1
RESIDENTIAL BURGLARY	2	3	0	0	5	4.0	53	43	40	10	13
SUDDEN SNATCHING	0	0	0	0	0	0.4	0	4	0	-4	0
SHOPLIFTING	0	0	0	0	0	6.1	23	58	34	-35	-11
THEFT FROM VEHICLE	0	0	2	1	3	4.2	43	35	43	8	0
THEFT FROM YARD	0	2	1	0	3	2.6	21	21	26	0	-5
THEFT FROM BLDG	0	1	0	1	2	3.7	23	30	35	-7	-12
OTHER LARCENY	0	1	0	0	1	1.1	6	11	5	-5	1
AUTO THEFT	0	0	0	0	0	1.5	13	16	7	-3	6
TOTAL PROPERTY	2	7	3	2	14	23.8	183	220	192	-17%	-5%
TOTAL PART I	2	7	4	2	15	24.9	198	227	201	-13%	-1%

Difference from Last Year -29

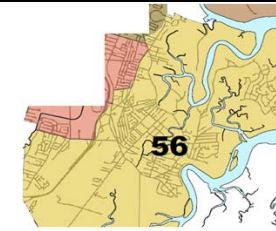
Statistics are based on UCR criteria, not GA Criminal Code.

* Rape Code 11A is the historical definition of rape (aka Legacy Rape); Rape Codes 11B and 11C are those moved from Part II to Part I in 2017.

* Rape Code 11A is the historical definition of rape; Rape Codes 11B and 11C are those moved from Part II to Part I status in accordance with federal mandate.

Shots Fired Calls	Week Ending 08/05/17	Week Ending 08/12/17	Week Ending 09/02/17	Week Ending 09/09/17	28 Days Ending 09/09/17	28 Day Average 2016	YTD 2017	YTD 2016	YTD 2015	Change 16 to 17	Change vs. 2015
53S ShotSpotter Calls	0	0	0	0	0	0.0	1	0	0	0%	0%
Sig 53 Shots Fired Calls	0	0	0	1	1	5.3	42	42	40	0%	5%

BEAT 56
Islands Precinct
Week Ending 09/09/17



	Last 4 Weeks				28 Days Ending 09/09/17	28 Day Average 2016	YTD 2017	YTD 2016	YTD 2015	Change 16 to 17	Change vs. 2015
	Ending 08/19/17	Ending 08/26/17	Ending 09/02/17	Ending 09/09/17							
HOMICIDE	0	0	0	0	0	0.0	1	0	0	1	1
RAPE (11A) *	0	0	0	0	0	0.0	0	0	0	0	0
RAPE (11B & 11C) *	0	0	0	0	0	0.0	0	0	0	0	0
COMMERCIAL ROBBERY	0	0	0	0	0	0.0	0	0	0	0	0
STREET ROBBERY	0	0	0	0	0	0.0	0	0	3	0	-3
RESIDENTIAL ROBBERY	0	0	0	0	0	0.0	1	0	1	1	0
AGG ASSAULT w/ GUN	0	1	0	0	1	0.3	2	3	3	-1	-1
AGG ASSAULT w/o GUN	0	0	0	0	0	0.1	0	1	1	-1	-1
TOTAL VIOLENT	0	1	0	0	1	0.4	4	4	8	0%	-50%
COMMERCIAL BURGLARY	0	0	0	0	0	0.1	0	0	1	0	-1
RESIDENTIAL BURGLARY	0	0	0	0	0	1.2	11	10	9	1	2
SUDDEN SNATCHING	0	0	0	0	0	0.0	0	0	0	0	0
SHOPLIFTING	0	0	0	0	0	0.0	0	0	0	0	0
THEFT FROM VEHICLE	0	0	0	0	0	0.5	3	7	6	-4	-3
THEFT FROM YARD	0	0	0	0	0	0.3	2	3	0	-1	2
THEFT FROM BLDG	0	0	0	0	0	0.2	1	1	4	0	-3
OTHER LARCENY	0	0	0	0	0	0.2	1	2	1	-1	0
AUTO THEFT	0	0	0	0	0	0.1	3	1	6	2	-3
TOTAL PROPERTY	0	0	0	0	0	2.5	21	24	27	-13%	-22%
TOTAL PART I	0	1	0	0	1	2.9	25	28	35	-11%	-29%

Difference from Last Year -3

Statistics are based on UCR criteria, not GA Criminal Code.

* Rape Code 11A is the historical definition of rape (aka Legacy Rape); Rape Codes 11B and 11C are those moved from Part II to Part I in 2017.

* Rape Code 11A is the historical definition of rape; Rape Codes 11B and 11C are those moved from Part II to Part I status in accordance with federal mandate.

Shots Fired Calls	Week Ending 08/05/17	Week Ending 08/12/17	Week Ending 09/02/17	Week Ending 09/09/17	28 Days Ending 09/09/17	28 Day Average 2016	YTD 2017	YTD 2016	YTD 2015	Change 16 to 17	Change vs. 2015
53S ShotSpotter Calls	0	0	0	0	0	0.0	0	0	0	0%	0%
Sig 53 Shots Fired Calls	0	2	0	0	2	4.0	28	31	32	-10%	-13%



COMPSTAT WHITEFIELD PRECINCT Week Ending 09/09/17

PRECINCT COMMANDER:
LT. TORRENCE GARVIN



	Week Ending 09/09/17	Week Ending 09/02/17	Weekly Avg 2016	28-Day Ending 09/09/17	28-Day Ending 8/12/17	Avg 28-Day 2016	YTD 2017	YTD 2016	YTD 2015	Change 16 to 17	Change vs. 2015
HOMICIDE	0	0	0	0	0	0	2	2	2	0	0
RAPE (11A) *	1	0	0	1	0	0	2	2	4	0	-2
RAPE (11B & 11C) *	0	0	0	0	0	0	5	0	1	5	4
COMMERCIAL ROBBERY	0	0	0	0	0	0	0	2	4	-2	-4
STREET ROBBERY	0	1	0	1	0	1	6	4	3	2	3
RESIDENTIAL ROBBERY	0	0	0	0	0	0	0	1	4	-1	-4
AGG ASSAULT w/ GUN	1	0	0	1	0	1	4	11	8	-7	-4
AGG ASSAULT w/o GUN	0	0	0	1	0	1	5	11	6	-6	-1
TOTAL VIOLENT	2	1	1	4	0	4	24	33	32	-27%	-25%
COMMERCIAL BURGLARY	0	0	0	1	0	2	3	15	8	-12	-5
RESIDENTIAL BURGLARY	0	5	3	14	13	13	81	123	103	-42	-22
SUDDEN SNATCHING	0	0	0	0	2	1	3	6	2	-3	1
SHOPLIFTING	6	3	2	16	19	9	118	81	120	37	-2
THEFT FROM VEHICLE	0	1	3	6	11	11	101	74	70	27	31
THEFT FROM YARD	0	1	1	2	8	5	35	39	39	-4	-4
THEFT FROM BLDG	0	2	1	3	3	6	45	53	55	-8	-10
OTHER LARCENY	0	0	0	2	2	1	19	6	5	13	14
AUTO THEFT	2	0	1	6	7	4	35	34	31	1	4
TOTAL PROPERTY	8	12	13	50	65	51	440	431	433	2%	2%
TOTAL PART I	10	13	14	54	65	56	464	464	465	0%	0%

Statistics are based on UCR criteria, not GA Criminal Code.

Difference from Last Year 0

Statistics are preliminary, based on RMS data at the time prepared, and are subject to change due to late reports, reclassifications, updated locations, etc.

Cell Shading: white is within 0.6 standard deviation of the mean; red is above; green is below.

* Rape Code 11A is the historical definition of rape; Rape Codes 11B and 11C are those moved from Part II to Part I status in accordance with federal mandate.

Citizen Initiated Calls	Week Ending 09/09/17	Week Ending 09/02/17	Weekly Avg 2016	28-Day Ending 09/09/17	28-Day Ending 8/5/17	Avg 28-Day 2016	YTD 2017	YTD 2016	YTD 2015	Change 16 to 17	Change vs. 2015
Midnight Shift	24	28	34	99	105	138	556	1214	3416	-658	-2860
Day Shift	98	91	101	399	395	403	1891	3548	3387	-1657	-1496
Afternoon Shift	94	105	102	412	416	407	1882	3525	1160	-1643	722
TOTAL CITIZEN CFS	216	224	237	910	916	947	4329	8287	7963	-47.8%	-45.6%
53S ShotSpotter Calls	0	0	0	7	0	0	0	0	0	0	0
Sig 53 Shots Fired Calls	3	5	5	30	14	18	137	147	110	-10	27

BEAT 61
Whitefield Precinct
Week Ending 09/09/17

	Last 4 Weeks				28 Days Ending 09/09/17	28 Day Average 2016	YTD 2017	YTD 2016	YTD 2015	Change 16 to 17	Change vs. 2015
	Ending 08/19/17	Ending 08/26/17	Ending 09/02/17	Ending 09/09/17							
HOMICIDE	0	0	0	0	0	0.0	2	0	0	2	2
RAPE (11A) *	0	0	0	0	0	0.0	0	0	3	0	-3
RAPE (11B & 11C) *	0	0	0	0	0	0.2	0	0	1	0	-1
COMMERCIAL ROBBERY	0	0	0	0	0	0.1	0	1	0	-1	0
STREET ROBBERY	0	0	0	0	0	0.2	2	1	3	1	-1
RESIDENTIAL ROBBERY	0	0	0	0	0	0.0	0	0	3	0	-3
AGG ASSAULT w/ GUN	0	0	0	0	0	0.2	1	3	0	-2	1
AGG ASSAULT w/o GUN	0	0	0	0	0	0.5	2	3	2	-1	0
TOTAL VIOLENT	0	0	0	0	0	1.1	7	8	12	-13%	-42%
COMMERCIAL BURGLARY	0	1	0	0	1	0.8	2	4	3	-2	-1
RESIDENTIAL BURGLARY	2	2	3	0	7	4.3	40	41	48	-1	-8
SUDDEN SNATCHING	0	0	0	0	0	0.2	0	2	1	-2	-1
SHOPLIFTING	4	3	3	5	15	7.7	111	69	111	42	0
THEFT FROM VEHICLE	1	0	0	0	1	5.7	42	30	26	12	16
THEFT FROM YARD	1	0	0	0	1	2.8	16	19	14	-3	2
THEFT FROM BLDG	0	1	0	0	1	2.8	19	23	26	-4	-7
OTHER LARCENY	1	1	0	0	2	0.8	11	5	2	6	9
AUTO THEFT	0	0	0	1	1	1.4	7	10	7	-3	0
TOTAL PROPERTY	9	8	6	6	29	26.3	248	203	238	22%	4%
TOTAL PART I	9	8	6	6	29	27.5	255	211	250	21%	2%

Difference from Last Year 44

Statistics are based on UCR criteria, not GA Criminal Code.

* Rape Code 11A is the historical definition of rape (aka Legacy Rape); Rape Codes 11B and 11C are those moved from Part II to Part I in 2017.

* Rape Code 11A is the historical definition of rape; Rape Codes 11B and 11C are those moved from Part II to Part I status in accordance with federal mandate.

Shots Fired Calls	Week Ending 08/05/17	Week Ending 08/12/17	Week Ending 09/02/17	Week Ending 09/09/17	28 Days Ending 09/09/17	28 Day Average 2016	YTD 2017	YTD 2016	YTD 2015	Change 16 to 17	Change vs. 2015
53S ShotSpotter Calls	0	1	0	0	1	0.0	0	0	0	0%	0%
Sig 53 Shots Fired Calls	0	1	0	0	1	4.4	59	59	35	0%	69%

BEAT 62
Whitefield Precinct
Week Ending 09/09/17

	Last 4 Weeks				28 Days Ending 09/09/17	28 Day Average 2016	YTD 2017	YTD 2016	YTD 2015	Change 16 to 17	Change vs. 2015
	Ending 08/19/17	Ending 08/26/17	Ending 09/02/17	Ending 09/09/17							
HOMICIDE	0	0	0	0	0	0.2	0	2	2	-2	-2
RAPE (11A) *	0	0	0	1	1	0.2	2	2	1	0	1
RAPE (11B & 11C) *	0	0	0	0	0	0.3	5	0	0	5	5
COMMERCIAL ROBBERY	0	0	0	0	0	0.1	0	1	4	-1	-4
STREET ROBBERY	0	0	1	0	1	0.4	4	3	0	1	4
RESIDENTIAL ROBBERY	0	0	0	0	0	0.2	0	1	1	-1	-1
AGG ASSAULT w/ GUN	0	0	0	1	1	1.0	3	8	8	-5	-5
AGG ASSAULT w/o GUN	1	0	0	0	1	0.9	3	8	4	-5	-1
TOTAL VIOLENT	1	0	1	2	4	3.2	17	25	20	-32%	-15%
COMMERCIAL BURGLARY	0	0	0	0	0	1.2	1	11	5	-10	-4
RESIDENTIAL BURGLARY	3	2	2	0	7	8.6	41	82	55	-41	-14
SUDDEN SNATCHING	0	0	0	0	0	0.4	3	4	1	-1	2
SHOPLIFTING	0	0	0	1	1	1.3	7	12	9	-5	-2
THEFT FROM VEHICLE	3	1	1	0	5	5.0	59	44	44	15	15
THEFT FROM YARD	0	0	1	0	1	2.3	19	20	25	-1	-6
THEFT FROM BLDG	0	0	2	0	2	3.2	26	30	29	-4	-3
OTHER LARCENY	0	0	0	0	0	0.4	8	1	3	7	5
AUTO THEFT	4	0	0	1	5	2.4	28	24	24	4	4
TOTAL PROPERTY	10	3	6	2	21	24.9	192	228	195	-16%	-2%
TOTAL PART I	11	3	7	4	25	28.1	209	253	215	-17%	-3%

Difference from Last Year -44

Statistics are based on UCR criteria, not GA Criminal Code.

* Rape Code 11A is the historical definition of rape (aka Legacy Rape); Rape Codes 11B and 11C are those moved from Part II to Part I in 2017.

* Rape Code 11A is the historical definition of rape; Rape Codes 11B and 11C are those moved from Part II to Part I status in accordance with federal mandate.

Shots Fired Calls	Week Ending 08/05/17	Week Ending 08/12/17	Week Ending 09/02/17	Week Ending 09/09/17	28 Days Ending 09/09/17	28 Day Average 2016	YTD 2017	YTD 2016	YTD 2015	Change 16 to 17	Change vs. 2015
53S ShotSpotter Calls	0	0	0	0	0	0.0	0	0	0	0%	0%
Sig 53 Shots Fired Calls	1	2	5	3	11	13.8	78	88	75	-11%	4%