



COMPSTAT TOTAL JURISDICTION Week Ending 09/02/17

PATROL COMMANDER:
MAJOR KERRY THOMAS



	Week Ending 09/02/17	Week Ending 08/26/17	Weekly Avg 2016	28-Day Ending 09/02/17	28-Day Ending 7/29/17	Avg 28-Day 2016	YTD 2017	YTD 2016	YTD 2015	Change 16 to 17	Change vs. 2015	
HOMICIDE	0	1	1	1	1	4	25	38	27	-13	-2	
RAPE (11A) *	1	0	1	7	9	4	48	40	38	8	10	
RAPE (11B & 11C) *	0	0	1	1	2	6	33	45	16	-12	17	
COMMERCIAL ROBBERY	1	0	2	9	10	7	70	59	47	11	23	
STREET ROBBERY	9	6	8	28	15	30	165	246	208	-81	-43	
RESIDENTIAL ROBBERY	0	1	1	3	1	4	17	34	34	-17	-17	
AGG ASSAULT w/ GUN	6	7	5	20	22	21	213	185	187	28	26	
AGG ASSAULT w/o GUN	3	14	5	29	24	20	213	176	144	37	69	
TOTAL VIOLENT	20	29	24	98	84	96	784	823	701	-5%	12%	
COMMERCIAL BURGLARY	9	8	7	26	15	27	138	215	165	-77	-27	
RESIDENTIAL BURGLARY	27	26	29	109	85	115	744	934	1073	-190	-329	
SUDDEN SNATCHING	1	1	2	6	8	9	74	76	59	-2	15	
SHOPLIFTING	21	28	31	128	146	126	1,220	1,077	1,153	143	67	
THEFT FROM VEHICLE	32	47	39	156	168	156	1,413	1,299	1,461	114	-48	
THEFT FROM YARD	15	15	16	54	80	65	576	565	587	11	-11	
THEFT FROM BLDG	27	26	24	92	78	94	770	810	789	-40	-19	
OTHER LARCENY	4	6	3	15	15	13	155	86	90	69	65	
AUTO THEFT	13	22	18	77	90	73	646	620	735	26	-89	
TOTAL PROPERTY	149	179	170	663	685	678	5736	5682	6112	1%	-6%	
TOTAL PART I	169	208	193	761	769	774	6520	6505	6813	0%	-4%	
Difference from Last Year							15					

Statistics are based on UCR criteria, not GA Criminal Code.

Statistics are preliminary, based on RMS data at the time prepared, and are subject to change due to late reports, reclassifications, updated locations, etc.

Cell Shading: white is within 0.6 standard deviation of the mean; red is above; green is below.

* Rape Code 11A is the historical definition of rape; Rape Codes 11B and 11C are those moved from Part II to Part I status in accordance with federal mandate.

Citizen Initiated Calls	Ending 09/02/17	Ending 08/26/17	Avg 2016	Ending 09/02/17	Ending 08/05/17	28-Day 2016	YTD 2017	YTD 2016	YTD 2015	Change 16 to 17	Change vs. 2015
Midnight Shift	467	472	534	1949	1851	2136	18604	20463	18954	-1859	-350
Day Shift	1201	1149	1223	4692	4667	4891	44980	48844	44615	-3864	365
Afternoon Shift	1223	1183	1305	4989	4682	5220	47607	51533	47289	-3926	318
TOTAL CITIZEN CFS	2891	2804	3062	11630	11200	12246	111191	120840	110858	-8.0%	0.3%
53S ShotSpotter Calls	29	20	23	86	56	92	696	839	595	-143	101
Sig 53 Shots Fired Calls	42	45	63	143	160	253	1907	2170	1830	-263	77



Unincorporated Chatham County

Week Ending 09/02/17

PATROL COMMANDER:
MAJOR KERRY THOMAS



	Week Ending 09/02/17	Week Ending 08/26/17	Weekly Avg 2016	28-Day Ending 09/02/17	28-Day Ending 7/29/17	Avg 28-Day 2016	YTD 2017	YTD 2016	YTD 2015	Change 16 to 17	Change vs. 2015
HOMICIDE	1	0	0.1	0	0	0.5	5	5	2	0	3
RAPE (11A) *	0	0	0.1	0	2	0.5	8	5	9	3	-1
RAPE (11B & 11C) *	0	0	0.3	0	1	1.1	9	8	3	1	6
COMMERCIAL ROBBERY	1	0	0.2	1	0	0.9	4	10	6	-6	-2
STREET ROBBERY	3	0	0.5	4	1	2.1	17	18	15	-1	2
RESIDENTIAL ROBBERY	0	0	0.2	1	0	0.8	3	9	5	-6	-2
AGG ASSAULT w/ GUN	0	2	0.8	3	2	3.2	18	28	10	-10	8
AGG ASSAULT w/o GUN	0	1	0.8	3	7	3.1	32	25	20	7	12
TOTAL VIOLENT	5	3	3.0	12	13	12.2	96	108	70	-11%	37%
COMMERCIAL BURGLARY	0	2	0.7	4	2	2.7	16	24	10	-8	6
RESIDENTIAL BURGLARY	9	8	6.7	38	28	26.7	241	245	231	-4	10
SUDDEN SNATCHING	0	0	0.3	0	2	1.1	5	10	2	-5	3
SHOPLIFTING	4	5	6.1	30	28	24.4	213	215	271	-2	-58
THEFT FROM VEHICLE	8	14	7.1	45	43	28.3	293	233	194	60	99
THEFT FROM YARD	3	4	2.8	8	20	11.1	97	90	95	7	2
THEFT FROM BLDG	2	4	3.8	13	12	15.1	149	123	124	26	25
OTHER LARCENY	0	3	0.9	6	3	3.7	42	28	21	14	21
AUTO THEFT	3	5	3.0	20	20	12.2	126	103	82	23	44
TOTAL PROPERTY	29	45	31.3	164	158	125.3	1182	1071	1030	10%	15%
TOTAL PART I	34	48	34.4	176	171	137.5	1278	1179	1100	8%	16%

Statistics are based on UCR criteria, not GA Criminal Code.

Difference from Last Year 99

Statistics are preliminary, based on RMS data at the time prepared, and are subject to change due to late reports, reclassifications, updated locations, etc.

Cell Shading: white is within 0.6 standard deviation of the mean; red is above; green is below.

* Rape Code 11A is the historical definition of rape; Rape Codes 11B and 11C are those moved from Part II to Part I status in accordance with federal mandate.

Shots Fired Calls	Week Ending 09/02/17	Week Ending 08/26/17	Weekly Avg 2016	28-Day Ending 09/02/17	28-Day Ending 8/5/17	Avg 28-Day 2016	YTD 2017	YTD 2016	YTD 2015	Change 16 to 17	Change vs. 2015
53S ShotSpotter Calls	0	0	0.0	0	0	0.0	0	0	0	0	0
Sig 53 Shots Fired Calls	5	10	11.3	30	43	45.1	376	363	341	13	35



City of Savannah Only

Week Ending 09/02/17

PATROL COMMANDER:

MAJOR KERRY THOMAS



	Week Ending 09/02/17	Week Ending 08/26/17	Weekly Avg 2016	28-Day Ending 09/02/17	28-Day Ending 7/29/17	Avg 28-Day 2016	YTD 2017	YTD 2016	YTD 2015	Change 16 to 17	Change vs. 2015
HOMICIDE	-1	1	1	1	1	3	20	33	25	-13	-5
RAPE (11A) *	1	0	1	7	7	3	40	35	29	5	11
RAPE (11B & 11C) *	0	0	1	1	1	5	24	37	13	-13	11
COMMERCIAL ROBBERY	0	0	1	8	10	6	66	49	41	17	25
STREET ROBBERY	6	6	7	24	14	28	148	228	193	-80	-45
RESIDENTIAL ROBBERY	0	1	1	2	1	3	14	25	29	-11	-15
AGG ASSAULT w/ GUN	6	5	5	17	20	18	195	157	177	38	18
AGG ASSAULT w/o GUN	3	13	4	26	17	17	181	151	124	30	57
TOTAL VIOLENT	15	26	21	86	71	83	688	715	631	-4%	9%
COMMERCIAL BURGLARY	9	6	6	22	13	24	122	191	155	-69	-33
RESIDENTIAL BURGLARY	18	18	22	71	57	88	503	689	842	-186	-339
SUDDEN SNATCHING	1	1	2	6	6	7	69	66	57	3	12
SHOPLIFTING	17	23	25	98	118	101	1007	862	882	145	125
THEFT FROM VEHICLE	24	33	32	111	125	128	1120	1066	1267	54	-147
THEFT FROM YARD	12	11	14	46	60	54	479	475	492	4	-13
THEFT FROM BLDG	25	22	20	79	66	79	621	687	665	-66	-44
OTHER LARCENY	4	3	2	9	12	9	113	58	69	55	44
AUTO THEFT	10	17	15	57	70	61	520	517	653	3	-133
TOTAL PROPERTY	120	134	138	499	527	553	4554	4611	5082	-1%	-10%
TOTAL PART I	135	160	159	585	598	636	5242	5326	5713	-2%	-8%

Difference from Last Year -84

Statistics are based on UCR criteria, not GA Criminal Code.

Statistics are preliminary, based on RMS data at the time prepared, and are subject to change due to late reports, reclassifications, updated locations, etc.

Cell Shading: white is within 0.6 standard deviation of the mean; red is above; green is below.

* Rape Code 11A is the historical definition of rape; Rape Codes 11B and 11C are those moved from Part II to Part I status in accordance with federal mandate.

Shots Fired Calls	Week Ending 09/02/17	Week Ending 08/26/17	Weekly Avg 2016	28-Day Ending 09/02/17	28-Day Ending 8/5/17	Avg 28-Day 2016	YTD 2017	YTD 2016	YTD 2015	Change 16 to 17	Change vs. 2015
53S ShotSpotter Calls	29	20	22.9	86	56	91.7	696	839	595	-143	101
Sig 53 Shots Fired Calls	37	35	52.0	113	117	207.9	1531	1807	1489	-276	42



COMPSTAT WEST CHATHAM PRECINCT Week Ending 09/02/17

PRECINCT COMMANDER:

CAPT. JOHN BEST



	Week Ending 09/02/17	Week Ending 08/26/17	Weekly Avg 2016	28-Day Ending 09/02/17	28-Day Ending 7/29/17	Avg 28-Day 2016	YTD 2017	YTD 2016	YTD 2015	Change 16 to 17	Change vs. 2015
HOMICIDE	0	0	0	0	0	0	3	4	0	-1	3
RAPE (11A) *	0	0	0	0	3	1	10	9	10	1	0
RAPE (11B & 11C) *	0	0	0	0	1	1	5	11	3	-6	2
COMMERCIAL ROBBERY	1	0	0	2	0	1	7	13	10	-6	-3
STREET ROBBERY	1	0	1	2	1	3	19	24	18	-5	1
RESIDENTIAL ROBBERY	0	0	0	1	0	1	3	13	6	-10	-3
AGG ASSAULT w/ GUN	1	2	1	4	5	4	34	32	19	2	15
AGG ASSAULT w/o GUN	0	1	1	3	11	4	42	33	31	9	11
TOTAL VIOLENT	3	3	4	12	21	16	123	139	97	-12%	27%
COMMERCIAL BURGLARY	2	4	1	10	4	5	40	45	47	-5	-7
RESIDENTIAL BURGLARY	7	9	6	30	19	22	182	196	210	-14	-28
SUDDEN SNATCHING	1	0	0	2	0	1	7	7	4	0	3
SHOPLIFTING	3	2	3	16	17	14	120	121	144	-1	-24
THEFT FROM VEHICLE	10	14	7	50	41	29	262	242	233	20	29
THEFT FROM YARD	3	2	3	8	16	10	109	91	109	18	0
THEFT FROM BLDG	4	2	4	16	19	16	174	125	144	49	30
OTHER LARCENY	0	2	1	3	4	4	35	20	19	15	16
AUTO THEFT	6	6	4	23	28	16	147	135	138	12	9
TOTAL PROPERTY	36	41	29	158	148	118	1076	982	1048	10%	3%
TOTAL PART I	39	44	33	170	169	134	1199	1121	1145	7%	5%

Statistics are based on UCR criteria, not GA Criminal Code.

Difference from Last Year 78

Statistics are preliminary, based on RMS data at the time prepared, and are subject to change due to late reports, reclassifications, updated locations, etc.

Cell Shading: white is within 0.6 standard deviation of the mean; red is above; green is below.

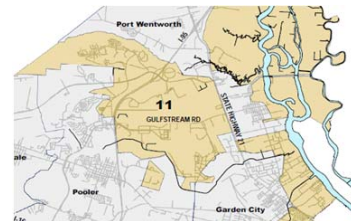
* Rape Code 11A is the historical definition of rape; Rape Codes 11B and 11C are those moved from Part II to Part I status in accordance with federal mandate.

Citizen Initiated Calls	Week Ending 09/02/17	Week Ending 08/26/17	Weekly Avg 2016	28-Day Ending 09/02/17	28-Day Ending 8/5/17	Avg 28-Day 2016	YTD 2017	YTD 2016	YTD 2015	Change 16 to 17	Change vs. 2015
Midnight Shift	114	116	114	467	432	455	3939	3945	3943	-6	-4
Day Shift	306	310	282	1226	1120	1127	9687	10113	9902	-426	-215
Afternoon Shift	286	292	294	1237	1176	1177	10260	10353	10298	-93	-38
TOTAL CITIZEN CFS	706	706	690	2930	2728	2758	23886	24411	24144	-2.2%	-1.1%
53S ShotSpotter Calls	0	0	0	0	0	0	1	3	1	-2	0
Sig 53 Shots Fired Calls	7	9	10	34	35	38	303	325	287	-22	16

BEAT 11

West Chatham Precinct

Week Ending 09/02/17



	Last 4 Weeks				28 Days Ending 09/02/17	28 Day Average 2016	YTD 2017	YTD 2016	YTD 2015	Change 16 to 17	Change vs. 2015
	Ending 08/05/17	Ending 08/12/17	Ending 08/26/17	Ending 09/02/17							
HOMICIDE	0	0	0	0	0	0.0	0	0	0	0	0
RAPE (11A) *	0	0	0	0	0	0.1	0	1	1	-1	-1
RAPE (11B & 11C) *	0	0	0	0	0	0.1	1	1	1	0	0
COMMERCIAL ROBBERY	0	0	0	0	0	0.3	1	2	3	-1	-2
STREET ROBBERY	0	0	0	0	0	0.2	2	2	3	0	-1
RESIDENTIAL ROBBERY	0	0	0	0	0	0.1	0	0	0	0	0
AGG ASSAULT w/ GUN	0	0	1	0	1	0.1	5	1	1	4	4
AGG ASSAULT w/o GUN	0	0	0	0	0	0.5	3	4	0	-1	3
TOTAL VIOLENT	0	0	1	0	1	1.3	12	11	9	9%	33%
COMMERCIAL BURGLARY	0	0	1	0	1	0.4	6	5	6	1	0
RESIDENTIAL BURGLARY	1	0	1	1	3	1.1	16	9	13	7	3
SUDDEN SNATCHING	0	1	0	0	1	0.1	1	1	0	0	1
SHOPLIFTING	0	0	0	0	0	0.2	3	2	1	1	2
THEFT FROM VEHICLE	2	0	2	0	4	3.5	32	23	27	9	5
THEFT FROM YARD	0	0	0	0	0	1.9	20	20	19	0	1
THEFT FROM BLDG	1	1	0	1	3	3.3	47	28	46	19	1
OTHER LARCENY	0	0	0	0	0	0.7	5	4	2	1	3
AUTO THEFT	3	1	1	1	6	2.2	20	18	23	2	-3
TOTAL PROPERTY	7	3	5	3	18	13.4	150	110	137	36%	9%
TOTAL PART I	7	3	6	3	19	14.7	162	121	146	34%	11%

Difference from Last Year 41

Statistics are based on UCR criteria, not GA Criminal Code.

* Rape Code 11A is the historical definition of rape (aka Legacy Rape); Rape Codes 11B and 11C are those moved from Part II to Part I in 2017.

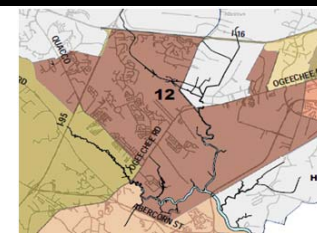
* Rape Code 11A is the historical definition of rape; Rape Codes 11B and 11C are those moved from Part II to Part I status in accordance with federal mandate.

	Week Ending 08/05/17	Week Ending 08/12/17	Week Ending 08/26/17	Week Ending 09/02/17	28 Days Ending 09/02/17	28 Day Average 2016	YTD 2017	YTD 2016	YTD 2015	Change 16 to 17	Change vs. 2015
Shots Fired Calls											
53S ShotSpotter Calls	0	0	0	0	0	0.0	0	0	0	0%	0%
Sig 53 Shots Fired Calls	2	0	1	0	3	1.6	17	10	18	70%	-6%

BEAT 12

West Chatham Precinct

Week Ending 09/02/17



	Last 4 Weeks				28 Days Ending 09/02/17	28 Day Average 2016	YTD 2017	YTD 2016	YTD 2015	Change 16 to 17	Change vs. 2015
	Ending 08/05/17	Ending 08/12/17	Ending 08/26/17	Ending 09/02/17							
HOMICIDE	0	0	0	0	0	0.1	1	1	0	0	1
RAPE (11A) *	0	0	0	0	0	0.2	4	1	3	3	1
RAPE (11B & 11C) *	0	0	0	0	0	0.6	1	5	1	-4	0
COMMERCIAL ROBBERY	0	0	0	0	0	0.3	1	4	1	-3	0
STREET ROBBERY	0	0	0	0	0	0.6	3	5	3	-2	0
RESIDENTIAL ROBBERY	1	0	0	0	1	0.3	1	3	1	-2	0
AGG ASSAULT w/ GUN	0	0	1	0	1	0.7	7	6	1	1	6
AGG ASSAULT w/o GUN	0	2	0	0	2	0.8	13	6	8	7	5
TOTAL VIOLENT	1	2	1	0	4	3.6	31	31	18	0%	72%
COMMERCIAL BURGLARY	0	0	1	0	1	0.5	2	4	4	-2	-2
RESIDENTIAL BURGLARY	3	5	1	2	11	7.1	40	68	70	-28	-30
SUDDEN SNATCHING	0	0	0	0	0	0.3	0	2	0	-2	0
SHOPLIFTING	1	2	0	0	3	2.9	16	22	17	-6	-1
THEFT FROM VEHICLE	3	4	9	2	18	8.6	76	70	67	6	9
THEFT FROM YARD	0	0	1	0	1	2.6	20	20	27	0	-7
THEFT FROM BLDG	1	0	1	1	3	2.7	30	26	22	4	8
OTHER LARCENY	0	0	1	0	1	0.9	6	5	4	1	2
AUTO THEFT	1	0	1	1	3	4.0	22	31	33	-9	-11
TOTAL PROPERTY	9	11	15	6	41	29.5	212	248	244	-15%	-13%
TOTAL PART I	10	13	16	6	45	33.1	243	279	262	-13%	-7%

Difference from Last Year -36

Statistics are based on UCR criteria, not GA Criminal Code.

* Rape Code 11A is the historical definition of rape (aka Legacy Rape); Rape Codes 11B and 11C are those moved from Part II to Part I in 2017.

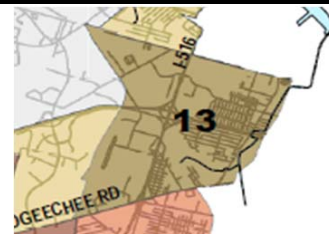
† Rape Code 11A is the historical definition of rape; Rape Codes 11B and 11C are those moved from Part II to Part I status in accordance with federal mandate.

	Week Ending 08/05/17	Week Ending 08/12/17	Week Ending 08/26/17	Week Ending 09/02/17	28 Days Ending 09/02/17	28 Day Average 2016	YTD 2017	YTD 2016	YTD 2015	Change 16 to 17	Change vs. 2015
Shots Fired Calls											
53S ShotSpotter Calls	0	0	0	0	0	0.0	0	0	0	0%	0%
Sig 53 Shots Fired Calls	0	1	2	2	5	6.5	61	50	46	22%	33%

BEAT 13

West Chatham Precinct

Week Ending 09/02/17



	Last 4 Weeks				28 Days Ending 09/02/17	28 Day Average 2016	YTD 2017	YTD 2016	YTD 2015	Change 16 to 17	Change vs. 2015
	Ending 08/05/17	Ending 08/12/17	Ending 08/26/17	Ending 09/02/17							
HOMICIDE	0	0	0	0	0	0.1	1	0	0	1	1
RAPE (11A) *	0	0	0	0	0	0.4	3	4	1	-1	2
RAPE (11B & 11C) *	0	0	0	0	0	0.1	0	0	0	0	0
COMMERCIAL ROBBERY	0	1	0	0	1	0.2	2	1	2	1	0
STREET ROBBERY	1	0	0	0	1	0.8	5	3	3	2	2
RESIDENTIAL ROBBERY	0	0	0	0	0	0.2	1	2	2	-1	-1
AGG ASSAULT w/ GUN	0	0	0	0	0	1.2	7	11	8	-4	-1
AGG ASSAULT w/o GUN	0	0	0	0	0	0.8	10	8	9	2	1
TOTAL VIOLENT	1	1	0	0	2	3.6	29	29	25	0%	16%
COMMERCIAL BURGLARY	1	1	1	1	4	1.1	17	11	18	6	-1
RESIDENTIAL BURGLARY	1	1	1	0	3	3.1	24	25	33	-1	-9
SUDDEN SNATCHING	0	0	0	1	1	0.3	2	1	4	1	-2
SHOPLIFTING	0	3	0	0	3	1.6	18	15	5	3	13
THEFT FROM VEHICLE	2	1	0	2	5	4.2	29	46	42	-17	-13
THEFT FROM YARD	1	2	0	1	4	1.9	20	13	17	7	3
THEFT FROM BLDG	1	1	0	1	3	2.1	16	16	20	0	-4
OTHER LARCENY	0	0	1	0	1	0.1	5	1	3	4	2
AUTO THEFT	0	0	1	2	3	2.7	24	21	26	3	-2
TOTAL PROPERTY	6	9	4	8	27	17.1	155	149	168	4%	-8%
TOTAL PART I	7	10	4	8	29	20.7	184	178	193	3%	-5%

Difference from Last Year 6

Statistics are based on UCR criteria, not GA Criminal Code.

* Rape Code 11A is the historical definition of rape (aka Legacy Rape); Rape Codes 11B and 11C are those moved from Part II to Part I in 2017.

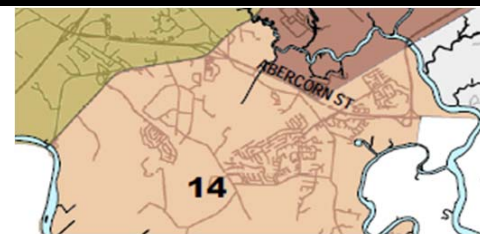
^ Rape Code 11A is the historical definition of rape; Rape Codes 11B and 11C are those moved from Part II to Part I status in accordance with federal mandate.

	Week Ending 08/05/17	Week Ending 08/12/17	Week Ending 08/26/17	Week Ending 09/02/17	28 Days Ending 09/02/17	28 Day Average 2016	YTD 2017	YTD 2016	YTD 2017	Change 16 to 17	Change vs. 2015
Shots Fired Calls											
53S ShotSpotter Calls	0	0	0	0	0	0.2	1	3	0	0%	0%
Sig 53 Shots Fired Calls	2	1	3	1	7	8.6	52	72	63	-28%	-17%

BEAT 14

West Chatham Precinct

Week Ending 09/02/17



	Last 4 Weeks				28 Days Ending 09/02/17	28 Day Average 2016	YTD 2017	YTD 2016	YTD 2015	Change 16 to 17	Change vs. 2015
	Ending 08/05/17	Ending 08/12/17	Ending 08/26/17	Ending 09/02/17							
HOMICIDE	0	0	0	0	0	0.2	0	1	0	-1	0
RAPE (11A) *	0	0	0	0	0	0.0	1	0	3	1	-2
RAPE (11B & 11C) *	0	0	0	0	0	0.2	1	2	1	-1	0
COMMERCIAL ROBBERY	0	0	0	0	0	0.2	2	1	1	1	1
STREET ROBBERY	0	0	0	0	0	0.4	2	1	1	1	1
RESIDENTIAL ROBBERY	0	0	0	0	0	0.2	0	1	0	-1	0
AGG ASSAULT w/ GUN	1	0	0	1	2	0.2	6	2	0	4	6
AGG ASSAULT w/o GUN	0	0	1	0	1	0.5	4	4	1	0	3
TOTAL VIOLENT	1	0	1	1	3	1.6	16	12	7	33%	129%
COMMERCIAL BURGLARY	1	1	0	1	3	0.9	7	5	5	2	2
RESIDENTIAL BURGLARY	0	1	4	3	8	4.0	51	37	29	14	22
SUDDEN SNATCHING	0	0	0	0	0	0.1	0	1	0	-1	0
SHOPLIFTING	1	0	0	0	1	0.7	11	8	5	3	6
THEFT FROM VEHICLE	4	1	0	1	6	3.7	54	24	34	30	20
THEFT FROM YARD	0	0	1	1	2	1.6	16	16	14	0	2
THEFT FROM BLDG	1	0	0	0	1	1.8	25	10	21	15	4
OTHER LARCENY	0	0	0	0	0	1.2	9	7	6	2	3
AUTO THEFT	0	0	1	0	1	2.6	19	23	21	-4	-2
TOTAL PROPERTY	7	3	6	6	22	16.5	192	131	135	47%	42%
TOTAL PART I	8	3	7	7	25	18.1	208	143	142	45%	46%

Difference from Last Year 65

Statistics are based on UCR criteria, not GA Criminal Code.

* Rape Code 11A is the historical definition of rape (aka Legacy Rape); Rape Codes 11B and 11C are those moved from Part II to Part I in 2017.

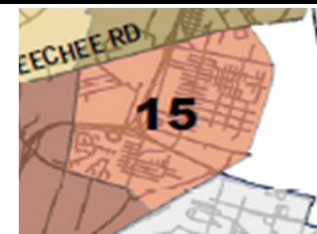
^ Rape Code 11A is the historical definition of rape; Rape Codes 11B and 11C are those moved from Part II to Part I status in accordance with federal mandate.

	Week Ending 08/05/17	Week Ending 08/12/17	Week Ending 08/26/17	Week Ending 09/02/17	28 Days Ending 09/02/17	28 Day Average 2016	YTD 2017	YTD 2016	YTD 2015	Change 16 to 17	Change vs. 2015
Shots Fired Calls											
53S ShotSpotter Calls	0	0	0	0	0	0.0	0	0	1	0%	0%
Sig 53 Shots Fired Calls	2	1	0	1	4	7.4	69	66	56	5%	23%

BEAT 15

West Chatham Precinct

Week Ending 09/02/17



	Last 4 Weeks				28 Days Ending 09/02/17	28 Day Average 2016	YTD 2017	YTD 2016	YTD 2015	Change 16 to 17	Change vs. 2015
	Ending 08/05/17	Ending 08/12/17	Ending 08/26/17	Ending 09/02/17							
HOMICIDE	0	0	0	0	0	0.2	0	2	0	-2	0
RAPE (11A) *	0	0	0	0	0	0.2	0	2	2	-2	-2
RAPE (11B & 11C) *	0	0	0	0	0	0.4	0	3	0	-3	0
COMMERCIAL ROBBERY	0	0	0	0	0	0.5	0	4	0	-4	0
STREET ROBBERY	0	0	0	1	1	0.7	4	8	4	-4	0
RESIDENTIAL ROBBERY	0	0	0	0	0	0.3	0	3	1	-3	-1
AGG ASSAULT w/ GUN	0	0	0	0	0	0.9	8	8	9	0	-1
AGG ASSAULT w/o GUN	0	0	0	0	0	0.9	4	8	5	-4	-1
TOTAL VIOLENT	0	0	0	1	1	4.0	16	38	21	-58%	-24%
COMMERCIAL BURGLARY	0	0	1	0	1	1.3	4	12	12	-8	-8
RESIDENTIAL BURGLARY	0	0	2	1	3	3.9	36	34	37	2	-1
SUDDEN SNATCHING	0	0	0	0	0	0.2	2	2	0	0	2
SHOPLIFTING	0	0	0	0	0	1.5	9	14	6	-5	3
THEFT FROM VEHICLE	1	0	2	3	6	2.9	28	25	28	3	0
THEFT FROM YARD	0	0	0	0	0	1.0	13	10	8	3	5
THEFT FROM BLDG	0	2	1	0	3	2.2	23	20	6	3	17
OTHER LARCENY	1	0	0	0	1	0.3	4	2	0	2	4
AUTO THEFT	1	0	2	0	3	1.9	25	17	20	8	5
TOTAL PROPERTY	3	2	8	4	17	15.2	144	136	117	6%	23%
TOTAL PART I	3	2	8	5	18	19.2	160	174	138	-8%	16%

Difference from Last Year -14

Statistics are based on UCR criteria, not GA Criminal Code.

* Rape Code 11A is the historical definition of rape (aka Legacy Rape); Rape Codes 11B and 11C are those moved from Part II to Part I in 2017.

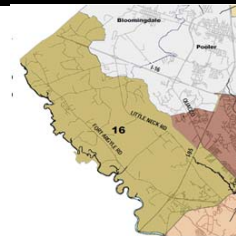
^ Rape Code 11A is the historical definition of rape; Rape Codes 11B and 11C are those moved from Part II to Part I status in accordance with federal mandate.

	Week Ending 08/05/17	Week Ending 08/12/17	Week Ending 08/26/17	Week Ending 09/02/17	28 Days Ending 09/02/17	28 Day Average 2016	YTD 2017	YTD 2016	YTD 2015	Change 16 to 17	Change vs. 2015
Shots Fired Calls											
53S ShotSpotter Calls	0	0	0	0	0	0.0	0	0	0	0%	0%
Sig 53 Shots Fired Calls	1	1	2	3	7	8.2	52	78	70	-33%	-26%

BEAT 16

West Chatham Precinct

Week Ending 09/02/17



	Last 4 Weeks				28 Days Ending 09/02/17	28 Day Average 2016	YTD 2017	YTD 2016	YTD 2015	Change 16 to 17	Change vs. 2015
	Ending 08/05/17	Ending 08/12/17	Ending 08/26/17	Ending 09/02/17							
HOMICIDE	0	0	0	0	0	0.0	1	0	0	1	1
RAPE (11A) *	0	0	0	0	0	0.2	2	1	0	1	2
RAPE (11B & 11C) *	0	0	0	0	0	0.0	2	0	0	2	2
COMMERCIAL ROBBERY	0	0	0	1	1	0.1	1	1	3	0	-2
STREET ROBBERY	0	0	0	0	0	0.4	3	5	4	-2	-1
RESIDENTIAL ROBBERY	0	0	0	0	0	0.4	1	4	2	-3	-1
AGG ASSAULT w/ GUN	0	0	0	0	0	0.5	1	4	0	-3	1
AGG ASSAULT w/o GUN	0	0	0	0	0	0.5	8	3	8	5	0
TOTAL VIOLENT	0	0	0	1	1	1.9	19	18	17	6%	12%
COMMERCIAL BURGLARY	0	0	0	0	0	0.9	4	8	2	-4	2
RESIDENTIAL BURGLARY	0	2	0	0	2	3.1	15	23	28	-8	-13
SUDDEN SNATCHING	0	0	0	0	0	0.1	2	0	0	2	2
SHOPLIFTING	1	3	2	3	9	7.0	63	60	110	3	-47
THEFT FROM VEHICLE	7	1	1	2	11	6.3	43	54	35	-11	8
THEFT FROM YARD	0	0	0	1	1	1.4	20	12	24	8	-4
THEFT FROM BLDG	0	2	0	1	3	3.7	33	25	29	8	4
OTHER LARCENY	0	0	0	0	0	0.5	6	1	4	5	2
AUTO THEFT	3	2	0	2	7	3.0	37	25	15	12	22
TOTAL PROPERTY	11	10	3	9	33	25.9	223	208	247	7%	-10%
TOTAL PART I	11	10	3	10	34	27.8	242	226	264	7%	-8%

Difference from Last Year 16

Statistics are based on UCR criteria, not GA Criminal Code.

* Rape Code 11A is the historical definition of rape (aka Legacy Rape); Rape Codes 11B and 11C are those moved from Part II to Part I in 2017.

^ Rape Code 11A is the historical definition of rape; Rape Codes 11B and 11C are those moved from Part II to Part I status in accordance with federal mandate.

	Week Ending 08/05/17	Week Ending 08/12/17	Week Ending 08/26/17	Week Ending 09/02/17	28 Days Ending 09/02/17	28 Day Average 2016	YTD 2017	YTD 2016	YTD 2015	Change 16 to 17	Change vs. 2015
Shots Fired Calls											
53S ShotSpotter Calls	0	0	0	0	0	0.0	0	0	0	0%	0%
Sig 53 Shots Fired Calls	2	5	1	0	8	6.1	52	49	34	6%	53%



COMPSTAT DOWNTOWN PRECINCT Week Ending 09/02/17

PRECINCT COMMANDER:
CAPT. CARY HILL



	Week Ending 09/02/17	Week Ending 08/26/17	Weekly Avg 2016	28-Day Ending 09/02/17	28-Day Ending 7/29/17	Avg 28-Day 2016	YTD 2017	YTD 2016	YTD 2015	Change 16 to 17	Change vs. 2015
HOMICIDE	0	0	0	0	0	0	3	3	3	0	0
RAPE (11A) *	0	0	0	2	2	1	15	8	8	7	7
RAPE (11B & 11C) *	0	0	0	0	0	1	6	9	3	-3	3
COMMERCIAL ROBBERY	0	0	0	3	2	1	7	7	5	0	2
STREET ROBBERY	3	1	3	9	5	13	61	109	71	-48	-10
RESIDENTIAL ROBBERY	0	0	0	1	0	0	3	5	6	-2	-3
AGG ASSAULT w/ GUN	0	0	1	1	4	6	37	47	31	-10	6
AGG ASSAULT w/o GUN	1	8	1	15	1	5	58	43	28	15	30
TOTAL VIOLENT	4	9	7	31	14	27	190	231	155	-18%	23%
COMMERCIAL BURGLARY	1	0	1	1	3	5	25	42	19	-17	6
RESIDENTIAL BURGLARY	2	1	3	5	10	11	52	89	102	-37	-50
SUDDEN SNATCHING	0	1	1	3	2	4	37	34	28	3	9
SHOPLIFTING	2	3	5	10	13	19	150	150	169	0	-19
THEFT FROM VEHICLE	11	8	11	32	35	42	289	354	270	-65	19
THEFT FROM YARD	2	4	4	11	13	16	143	139	145	4	-2
THEFT FROM BLDG	2	3	5	12	11	21	151	190	145	-39	6
OTHER LARCENY	2	0	1	3	4	2	27	16	15	11	12
AUTO THEFT	2	3	4	13	14	16	119	120	139	-1	-20
TOTAL PROPERTY	24	23	34	90	105	136	993	1134	1032	-12%	-4%
TOTAL PART I	28	32	41	121	119	163	1183	1365	1187	-13%	0%

Statistics are based on UCR criteria, not GA Criminal Code.

Difference from Last Year -182

Statistics are preliminary, based on RMS data at the time prepared, and are subject to change due to late reports, reclassifications, updated locations, etc.

Cell Shading: white is within 0.6 standard deviation of the mean; red is above; green is below.

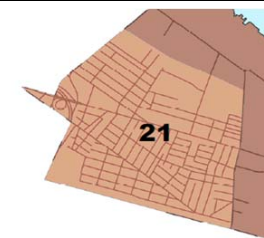
* Rape Code 11A is the historical definition of rape; Rape Codes 11B and 11C are those moved from Part II to Part I status in accordance with federal mandate.

Citizen Initiated Calls	Week Ending 09/02/17	Week Ending 08/26/17	Weekly Avg 2016	28-Day Ending 09/02/17	28-Day Ending 8/5/17	Avg 28-Day 2016	YTD 2017	YTD 2016	YTD 2015	Change 16 to 17	Change vs. 2015
Midnight Shift	117	96	121	439	425	484	3860	4116	4073	-256	-213
Day Shift	231	208	233	854	842	931	7392	7663	7818	-271	-426
Afternoon Shift	203	210	252	854	839	1010	7987	8458	8477	-471	-490
TOTAL CITIZEN CFS	551	514	606	2147	2106	2425	19239	20237	20368	-4.9%	-5.5%
53S ShotSpotter Calls	9	7	8	23	23	30	187	265	150	-78	37
Sig 53 Shots Fired Calls	7	10	11	24	17	43	295	382	243	-87	52

BEAT 21

Downtown Precinct

Week Ending 09/02/17



	Last 4 Weeks				28 Days Ending 09/02/17	28 Day Average 2016	YTD 2017	YTD 2016	YTD 2015	Change 16 to 17	Change vs. 2015
	Ending 08/05/17	Ending 08/12/17	Ending 08/26/17	Ending 09/02/17							
HOMICIDE	0	0	0	0	0	0.2	0	2	0	-2	0
RAPE (11A) *	0	0	0	0	0	0.1	1	1	1	0	0
RAPE (11B & 11C) *	0	0	0	0	0	0.1	1	0	1	1	0
COMMERCIAL ROBBERY	1	1	0	0	2	0.3	2	4	2	-2	0
STREET ROBBERY	0	0	0	0	0	0.7	6	6	10	0	-4
RESIDENTIAL ROBBERY	0	0	0	0	0	0.1	0	1	3	-1	-3
AGG ASSAULT w/ GUN	0	0	0	0	0	1.1	16	10	10	6	6
AGG ASSAULT w/o GUN	1	1	1	0	3	1.4	9	10	7	-1	2
TOTAL VIOLENT	2	2	1	0	5	3.9	35	34	34	3%	3%
COMMERCIAL BURGLARY	0	0	0	0	0	0.7	4	3	1	1	3
RESIDENTIAL BURGLARY	2	0	1	0	3	1.9	12	13	34	-1	-22
SUDDEN SNATCHING	0	0	0	0	0	0.1	0	1	1	-1	-1
SHOPLIFTING	0	1	0	0	1	2.1	23	14	20	9	3
THEFT FROM VEHICLE	1	0	1	4	6	2.5	22	20	36	2	-14
THEFT FROM YARD	0	0	0	0	0	1.7	8	15	7	-7	1
THEFT FROM BLDG	0	0	1	0	1	2.0	15	17	14	-2	1
OTHER LARCENY	0	0	0	0	0	0.2	1	1	1	0	0
AUTO THEFT	1	1	0	1	3	2.5	20	23	27	-3	-7
TOTAL PROPERTY	4	2	3	5	14	13.6	105	107	141	-2%	-26%
TOTAL PART I	6	4	4	5	19	17.5	140	141	175	-1%	-20%

Difference from Last Year -1

Statistics are based on UCR criteria, not GA Criminal Code.

* Rape Code 11A is the historical definition of rape (aka Legacy Rape); Rape Codes 11B and 11C are those moved from Part II to Part I in 2017.

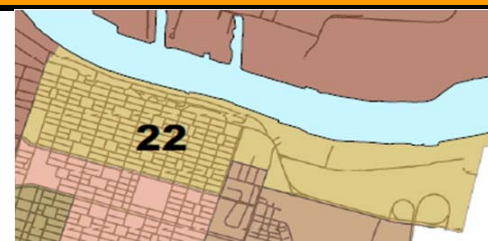
^ Rape Code 11A is the historical definition of rape; Rape Codes 11B and 11C are those moved from Part II to Part I status in accordance with federal mandate.

	Week Ending 08/05/17	Week Ending 08/12/17	Week Ending 08/26/17	Week Ending 09/02/17	28 Days Ending 09/02/17	28 Day Average 2016	YTD 2017	YTD 2016	YTD 2015	Change 16 to 17	Change vs. 2015
Shots Fired Calls											
53S ShotSpotter Calls	0	0	0	0	0	0.0	0	0	0	0%	0%
Sig 53 Shots Fired Calls	1	1	5	0	7	9.3	71	82	66	-13%	8%

BEAT 22

Downtown Precinct

Week Ending 09/02/17



	Last 4 Weeks				28 Days Ending 09/02/17	28 Day Average 2016	YTD 2017	YTD 2016	YTD 2015	Change 16 to 17	Change vs. 2015
	Ending 08/05/17	Ending 08/12/17	Ending 08/26/17	Ending 09/02/17							
HOMICIDE	0	0	0	0	0	0.0	0	0	0	0	0
RAPE (11A) *	1	0	0	0	1	0.4	7	5	4	2	3
RAPE (11B & 11C) *	0	0	0	0	0	0.2	1	2	0	-1	1
COMMERCIAL ROBBERY	0	0	0	0	0	0.1	2	1	0	1	2
STREET ROBBERY	1	0	0	2	3	3.4	9	21	21	-12	-12
RESIDENTIAL ROBBERY	0	0	0	0	0	0.0	0	0	0	0	0
AGG ASSAULT w/ GUN	0	0	0	0	0	0.6	5	5	3	0	2
AGG ASSAULT w/o GUN	0	1	3	0	4	0.9	12	6	4	6	8
TOTAL VIOLENT	2	1	3	2	8	5.6	36	40	32	-10%	13%
COMMERCIAL BURGLARY	0	0	0	0	0	0.8	10	9	6	1	4
RESIDENTIAL BURGLARY	0	0	0	0	0	0.5	0	7	0	-7	0
SUDDEN SNATCHING	0	1	0	0	1	2.9	25	21	13	4	12
SHOPLIFTING	0	1	0	1	2	3.0	29	32	19	-3	10
THEFT FROM VEHICLE	1	0	2	1	4	10.9	43	89	41	-46	2
THEFT FROM YARD	0	0	1	1	2	3.1	33	34	35	-1	-2
THEFT FROM BLDG	1	2	2	0	5	8.0	57	69	52	-12	5
OTHER LARCENY	0	0	0	0	0	0.4	4	3	1	1	3
AUTO THEFT	0	1	0	1	2	3.1	18	20	15	-2	3
TOTAL PROPERTY	2	5	5	4	16	32.7	219	284	182	-23%	20%
TOTAL PART I	4	6	8	6	24	38.3	255	324	214	-21%	19%

Difference from Last Year -69

Statistics are based on UCR criteria, not GA Criminal Code.

* Rape Code 11A is the historical definition of rape (aka Legacy Rape); Rape Codes 11B and 11C are those moved from Part II to Part I in 2017.

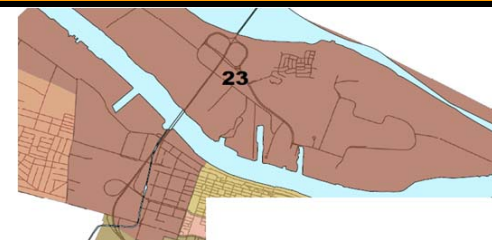
^ Rape Code 11A is the historical definition of rape; Rape Codes 11B and 11C are those moved from Part II to Part I status in accordance with federal mandate.

	Week Ending 08/05/17	Week Ending 08/12/17	Week Ending 08/26/17	Week Ending 09/02/17	28 Days Ending 09/02/17	28 Day Average 2016	YTD 2017	YTD 2016	YTD 2015	Change 16 to 17	Change vs. 2015
Shots Fired Calls											
53S ShotSpotter Calls	0	0	1	0	1	1.2	7	8	5	0%	0%
Sig 53 Shots Fired Calls	0	0	0	0	0	1.8	14	17	14	-18%	0%

BEAT 23

Downtown Precinct

Week Ending 09/02/17



	Last 4 Weeks				28 Days Ending 09/02/17	28 Day Average 2016	YTD 2017	YTD 2016	YTD 2015	Change 16 to 17	Change vs. 2015
	Ending 08/05/17	Ending 08/12/17	Ending 08/26/17	Ending 09/02/17							
HOMICIDE	0	0	0	0	0	0.0	2	0	1	2	1
RAPE (11A) *	0	0	0	0	0	0.1	1	1	1	0	0
RAPE (11B & 11C) *	0	0	0	0	0	0.0	2	0	0	2	2
COMMERCIAL ROBBERY	0	0	0	0	0	0.0	0	0	0	0	0
STREET ROBBERY	0	1	0	0	1	1.7	5	14	11	-9	-6
RESIDENTIAL ROBBERY	0	0	0	0	0	0.2	0	1	1	-1	-1
AGG ASSAULT w/ GUN	0	0	0	0	0	0.6	2	4	4	-2	-2
AGG ASSAULT w/o GUN	1	1	1	0	3	0.8	10	8	4	2	6
TOTAL VIOLENT	1	2	1	0	4	3.3	22	28	22	-21%	0%
COMMERCIAL BURGLARY	0	0	0	0	0	0.1	1	1	0	0	1
RESIDENTIAL BURGLARY	0	0	0	0	0	1.3	3	9	7	-6	-4
SUDDEN SNATCHING	0	0	0	0	0	0.4	5	3	3	2	2
SHOPLIFTING	0	0	0	0	0	2.0	10	13	19	-3	-9
THEFT FROM VEHICLE	0	1	0	0	1	4.4	31	41	31	-10	0
THEFT FROM YARD	0	1	0	0	1	1.7	9	12	9	-3	0
THEFT FROM BLDG	1	0	0	0	1	3.1	19	31	16	-12	3
OTHER LARCENY	0	0	0	0	0	0.3	1	0	0	1	1
AUTO THEFT	1	0	0	0	1	2.0	6	14	14	-8	-8
TOTAL PROPERTY	2	2	0	0	4	15.3	85	124	99	-31%	-14%
TOTAL PART I	3	4	1	0	8	18.6	107	152	121	-30%	-12%

Difference from Last Year -45

Statistics are based on UCR criteria, not GA Criminal Code.

* Rape Code 11A is the historical definition of rape (aka Legacy Rape); Rape Codes 11B and 11C are those moved from Part II to Part I in 2017.

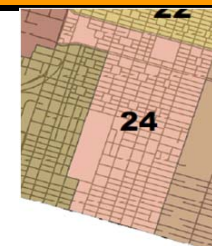
† Rape Code 11A is the historical definition of rape; Rape Codes 11B and 11C are those moved from Part II to Part I status in accordance with federal mandate.

	Week Ending 08/05/17	Week Ending 08/12/17	Week Ending 08/26/17	Week Ending 09/02/17	28 Days Ending 09/02/17	28 Day Average 2016	YTD 2017	YTD 2016	YTD 2015	Change 16 to 17	Change vs. 2015
Shots Fired Calls											
53S ShotSpotter Calls	1	0	0	4	5	3.5	30	29	30	0%	0%
Sig 53 Shots Fired Calls	0	0	2	3	5	3.5	24	27	22	-11%	9%

BEAT 24

Downtown Precinct

Week Ending 09/02/17



	Last 4 Weeks				28 Days Ending 09/02/17	28 Day Average 2016	YTD 2017	YTD 2016	YTD 2015	Change 16 to 17	Change vs. 2015
	Ending 08/05/17	Ending 08/12/17	Ending 08/26/17	Ending 09/02/17							
HOMICIDE	0	0	0	0	0	0.1	0	0	0	0	0
RAPE (11A) *	0	0	0	0	0	0.2	2	0	2	2	0
RAPE (11B & 11C) *	0	0	0	0	0	0.2	0	2	0	-2	0
COMMERCIAL ROBBERY	0	0	0	0	0	0.1	1	1	1	0	0
STREET ROBBERY	0	0	0	0	0	3.1	12	30	10	-18	2
RESIDENTIAL ROBBERY	0	0	0	0	0	0.2	0	2	1	-2	-1
AGG ASSAULT w/ GUN	0	1	0	0	1	0.1	4	0	1	4	3
AGG ASSAULT w/o GUN	0	0	1	0	1	0.5	4	2	4	2	0
TOTAL VIOLENT	0	1	1	0	2	4.3	23	37	19	-38%	21%
COMMERCIAL BURGLARY	0	0	0	0	0	0.5	2	4	1	-2	1
RESIDENTIAL BURGLARY	0	0	0	1	1	1.5	7	9	14	-2	-7
SUDDEN SNATCHING	0	0	1	0	1	0.5	2	7	5	-5	-3
SHOPLIFTING	1	1	1	0	3	5.0	34	46	73	-12	-39
THEFT FROM VEHICLE	1	1	2	3	7	10.3	82	92	86	-10	-4
THEFT FROM YARD	1	2	2	0	5	5.1	46	45	55	1	-9
THEFT FROM BLDG	0	0	0	2	2	3.7	25	37	32	-12	-7
OTHER LARCENY	1	0	0	0	1	0.8	12	6	10	6	2
AUTO THEFT	2	1	2	0	5	3.3	33	18	31	15	2
TOTAL PROPERTY	6	5	8	6	25	30.7	243	264	307	-8%	-21%
TOTAL PART I	6	6	9	6	27	35.0	266	301	326	-12%	-18%

Difference from Last Year -35

Statistics are based on UCR criteria, not GA Criminal Code.

* Rape Code 11A is the historical definition of rape (aka Legacy Rape); Rape Codes 11B and 11C are those moved from Part II to Part I in 2017.

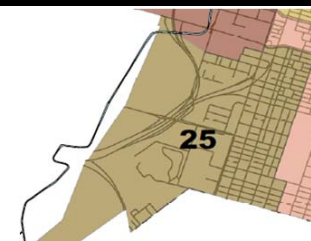
^ Rape Code 11A is the historical definition of rape; Rape Codes 11B and 11C are those moved from Part II to Part I status in accordance with federal mandate.

	Week Ending 08/05/17	Week Ending 08/12/17	Week Ending 08/26/17	Week Ending 09/02/17	28 Days Ending 09/02/17	28 Day Average 2016	YTD 2017	YTD 2016	YTD 2015	Change 16 to 17	Change vs. 2015
Shots Fired Calls											
53S ShotSpotter Calls	0	1	4	2	7	3.8	28	36	12	0%	0%
Sig 53 Shots Fired Calls	0	0	1	2	3	8.8	55	82	31	-33%	77%

BEAT 25

Downtown Precinct

Week Ending 09/02/17



	Last 4 Weeks				28 Days Ending 09/02/17	28 Day Average 2016	YTD 2017	YTD 2016	YTD 2015	Change 16 to 17	Change vs. 2015
	Ending 08/05/17	Ending 08/12/17	Ending 08/26/17	Ending 09/02/17							
HOMICIDE	0	0	0	0	0	0.0	0	0	1	0	-1
RAPE (11A) *	0	1	0	0	1	0.1	3	1	0	2	3
RAPE (11B & 11C) *	0	0	0	0	0	0.2	0	2	0	-2	0
COMMERCIAL ROBBERY	0	1	0	0	1	0.1	2	1	2	1	0
STREET ROBBERY	0	1	1	1	3	2.4	17	22	13	-5	4
RESIDENTIAL ROBBERY	0	0	0	0	0	0.0	0	0	0	0	0
AGG ASSAULT w/ GUN	0	0	0	0	0	0.9	6	7	8	-1	-2
AGG ASSAULT w/o GUN	0	0	1	0	1	0.8	5	6	3	-1	2
TOTAL VIOLENT	0	3	2	1	6	4.5	33	39	27	-15%	22%
COMMERCIAL BURGLARY	0	0	0	1	1	1.6	5	13	6	-8	-1
RESIDENTIAL BURGLARY	0	0	0	0	0	1.7	5	15	12	-10	-7
SUDDEN SNATCHING	0	0	0	0	0	0.2	3	2	5	1	-2
SHOPLIFTING	0	0	2	0	2	4.0	40	26	14	14	26
THEFT FROM VEHICLE	1	3	0	0	4	9.5	55	79	40	-24	15
THEFT FROM YARD	0	0	1	0	1	2.3	29	18	14	11	15
THEFT FROM BLDG	1	0	0	0	1	2.3	20	17	18	3	2
OTHER LARCENY	0	0	0	1	1	0.3	4	3	2	1	2
AUTO THEFT	1	0	0	0	1	3.2	29	26	28	3	1
TOTAL PROPERTY	3	3	3	2	11	25.0	190	199	139	-5%	37%
TOTAL PART I	3	6	5	3	17	29.5	223	238	166	-6%	34%

Difference from Last Year -15

Statistics are based on UCR criteria, not GA Criminal Code.

* Rape Code 11A is the historical definition of rape (aka Legacy Rape); Rape Codes 11B and 11C are those moved from Part II to Part I in 2017.

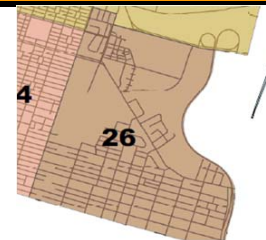
^ Rape Code 11A is the historical definition of rape; Rape Codes 11B and 11C are those moved from Part II to Part I status in accordance with federal mandate.

	Week Ending 08/05/17	Week Ending 08/12/17	Week Ending 08/26/17	Week Ending 09/02/17	28 Days Ending 09/02/17	28 Day Average 2016	YTD 2017	YTD 2016	YTD 2015	Change 16 to 17	Change vs. 2015
Shots Fired Calls											
53S ShotSpotter Calls	0	0	0	2	2	6.3	39	55	39	0%	0%
Sig 53 Shots Fired Calls	0	0	1	2	3	6.4	42	71	39	-41%	8%

BEAT 26

Downtown Precinct

Week Ending 09/02/17



	Last 4 Weeks				28 Days Ending 09/02/17	28 Day Average 2016	YTD 2017	YTD 2016	YTD 2015	Change 16 to 17	Change vs. 2015
	Ending 08/05/17	Ending 08/12/17	Ending 08/26/17	Ending 09/02/17							
HOMICIDE	0	0	0	0	0	0.2	1	1	1	0	0
RAPE (11A) *	0	0	0	0	0	0.1	1	0	0	1	1
RAPE (11B & 11C) *	0	0	0	0	0	0.5	2	3	2	-1	0
COMMERCIAL ROBBERY	0	0	0	0	0	0.0	0	0	0	0	0
STREET ROBBERY	2	0	0	0	2	1.7	12	16	6	-4	6
RESIDENTIAL ROBBERY	1	0	0	0	1	0.1	3	1	1	2	2
AGG ASSAULT w/ GUN	0	0	0	0	0	2.3	4	21	5	-17	-1
AGG ASSAULT w/o GUN	1	0	1	1	3	1.1	18	11	6	7	12
TOTAL VIOLENT	4	0	1	1	6	5.9	41	53	21	-23%	95%
COMMERCIAL BURGLARY	0	0	0	0	0	1.3	3	12	5	-9	-2
RESIDENTIAL BURGLARY	0	0	0	1	1	4.1	25	36	35	-11	-10
SUDDEN SNATCHING	1	0	0	0	1	0.0	2	0	1	2	1
SHOPLIFTING	0	1	0	1	2	2.4	14	19	24	-5	-10
THEFT FROM VEHICLE	2	2	3	3	10	4.6	56	33	36	23	20
THEFT FROM YARD	0	1	0	1	2	1.7	18	15	25	3	-7
THEFT FROM BLDG	1	1	0	0	2	1.9	15	19	13	-4	2
OTHER LARCENY	0	0	0	1	1	0.5	5	3	1	2	4
AUTO THEFT	0	0	1	0	1	2.1	13	19	24	-6	-11
TOTAL PROPERTY	4	5	4	7	20	18.7	151	156	164	-3%	-8%
TOTAL PART I	8	5	5	8	26	24.6	192	209	185	-8%	4%

Difference from Last Year -17

Statistics are based on UCR criteria, not GA Criminal Code.

* Rape Code 11A is the historical definition of rape (aka Legacy Rape); Rape Codes 11B and 11C are those moved from Part II to Part I in 2017.

^ Rape Code 11A is the historical definition of rape; Rape Codes 11B and 11C are those moved from Part II to Part I status in accordance with federal mandate.

Shots Fired Calls	Week Ending 08/05/17	Week Ending 08/12/17	Week Ending 08/26/17	Week Ending 09/02/17	28 Days Ending 09/02/17	28 Day Average 2016	YTD 2017	YTD 2016	YTD 2015	Change 16 to 17	Change vs. 2015
53S ShotSpotter Calls	2	3	2	1	8	15.6	83	137	64	0%	0%
Sig 53 Shots Fired Calls	1	4	1	0	6	13.3	89	103	71	-14%	25%



COMPSTAT CENTRAL PRECINCT Week Ending 09/02/17

PRECINCT COMMANDER:
CAPT. BEN HERRON



	Week Ending 09/02/17	Week Ending 08/26/17	Weekly Avg 2016	28-Day Ending 09/02/17	28-Day Ending 7/29/17	Avg 28-Day 2016	YTD 2017	YTD 2016	YTD 2015	Change 16 to 17	Change vs. 2015
HOMICIDE	0	0	0	0	1	2	10	18	11	-8	-1
RAPE (11A) *	0	0	0	3	2	1	13	9	5	4	8
RAPE (11B & 11C) *	0	0	0	1	0	1	7	6	4	1	3
COMMERCIAL ROBBERY	0	0	0	2	5	1	16	12	7	4	9
STREET ROBBERY	0	3	2	8	5	8	41	59	60	-18	-19
RESIDENTIAL ROBBERY	0	0	0	0	1	1	6	7	6	-1	0
AGG ASSAULT w/ GUN	3	3	1	9	8	5	82	42	71	40	11
AGG ASSAULT w/o GUN	2	4	1	8	8	4	60	39	37	21	23
TOTAL VIOLENT	5	10	6	31	30	23	235	192	201	22%	17%
COMMERCIAL BURGLARY	3	0	2	4	5	8	27	65	49	-38	-22
RESIDENTIAL BURGLARY	3	1	7	14	15	30	138	201	300	-63	-162
SUDDEN SNATCHING	0	0	0	1	2	1	18	16	8	2	10
SHOPLIFTING	3	6	3	22	16	13	174	104	60	70	114
THEFT FROM VEHICLE	6	9	9	30	36	35	304	286	419	18	-115
THEFT FROM YARD	4	5	4	19	12	17	154	154	129	0	25
THEFT FROM BLDG	9	9	6	27	18	23	140	201	159	-61	-19
OTHER LARCENY	0	0	0	0	1	2	28	12	24	16	4
AUTO THEFT	1	7	4	15	16	18	154	166	202	-12	-48
TOTAL PROPERTY	29	37	37	132	121	146	1137	1205	1350	-6%	-16%
TOTAL PART I	34	47	42	163	151	169	1372	1397	1551	-2%	-12%

Difference from Last Year -25

Statistics are based on UCR criteria, not GA Criminal Code.

Statistics are preliminary, based on RMS data at the time prepared, and are subject to change due to late reports, reclassifications, updated locations, etc.

Cell Shading: white is within 0.6 standard deviation of the mean; red is above; green is below.

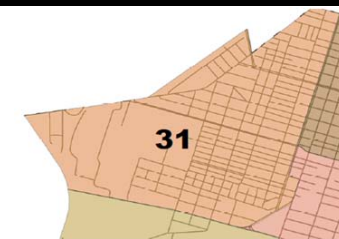
* Rape Code 11A is the historical definition of rape; Rape Codes 11B and 11C are those moved from Part II to Part I status in accordance with federal mandate.

Citizen Initiated Calls	Week Ending 09/02/17	Week Ending 08/26/17	Weekly Avg 2015	28-Day Ending 09/02/17	28-Day Ending 8/5/17	Avg 28-Day 2016	YTD 2017	YTD 2016	YTD 2015	Change 16 to 17	Change vs. 2015
Midnight Shift	96	90	126	400	375	503	3700	4312	4164	-612	-464
Day Shift	240	222	271	963	924	1085	8384	8989	9108	-605	-724
Afternoon Shift	265	269	294	1072	986	1176	9327	9908	9854	-581	-527
TOTAL CITIZEN CFS	601	581	691	2435	2285	2764	21411	23209	23126	-7.7%	-7.4%
53S ShotSpotter Calls	9	12	12	48	26	49	424	461	383	-37	41
Sig 53 Shots Fired Calls	9	18	19	38	47	74	613	647	622	-34	-9

BEAT 31

Central Precinct

Week Ending 09/02/17



	Last 4 Weeks				28 Days Ending 09/02/17	28 Day Average 2016	YTD 2017	YTD 2016	YTD 2015	Change 16 to 17	Change vs. 2015
	Ending 08/05/17	Ending 08/12/17	Ending 08/26/17	Ending 09/02/17							
HOMICIDE	0	0	0	0	0	0.2	4	2	2	2	2
RAPE (11A) *	0	0	0	0	0	0.0	4	0	1	4	3
RAPE (11B & 11C) *	0	0	0	0	0	0.2	0	3	0	-3	0
COMMERCIAL ROBBERY	0	0	0	0	0	0.1	0	1	0	-1	0
STREET ROBBERY	2	0	1	0	3	0.8	7	7	15	0	-8
RESIDENTIAL ROBBERY	0	0	0	0	0	0.2	2	2	2	0	0
AGG ASSAULT w/ GUN	0	1	2	0	3	1.5	25	13	24	12	1
AGG ASSAULT w/o GUN	0	0	1	1	2	0.8	16	9	5	7	11
TOTAL VIOLENT	2	1	4	1	8	4.0	58	37	49	57%	18%
COMMERCIAL BURGLARY	0	0	0	0	0	0.5	5	4	6	1	-1
RESIDENTIAL BURGLARY	1	0	0	1	2	6.0	53	36	69	17	-16
SUDDEN SNATCHING	1	0	0	0	1	0.3	6	3	1	3	5
SHOPLIFTING	4	0	4	1	9	0.5	23	4	0	19	23
THEFT FROM VEHICLE	1	1	2	1	5	2.8	30	24	44	6	-14
THEFT FROM YARD	1	0	3	0	4	1.8	18	14	12	4	6
THEFT FROM BLDG	0	1	3	4	8	2.4	21	17	20	4	1
OTHER LARCENY	0	0	0	0	0	0.3	2	2	1	0	1
AUTO THEFT	0	0	2	0	2	3.0	29	26	30	3	-1
TOTAL PROPERTY	8	2	14	7	31	17.6	187	130	183	44%	2%
TOTAL PART I	10	3	18	8	39	21.6	245	167	232	47%	6%

Difference from Last Year 78

Statistics are based on UCR criteria, not GA Criminal Code.

* Rape Code 11A is the historical definition of rape (aka Legacy Rape); Rape Codes 11B and 11C are those moved from Part II to Part I in 2017.

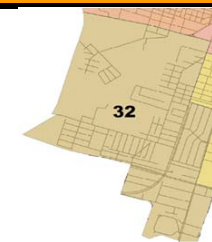
^ Rape Code 11A is the historical definition of rape; Rape Codes 11B and 11C are those moved from Part II to Part I status in accordance with federal mandate.

	Week Ending 08/05/17	Week Ending 08/12/17	Week Ending 08/26/17	Week Ending 09/02/17	28 Days Ending 09/02/17	28 Day Average 2016	YTD 2017	YTD 2016	YTD 2015	Change 16 to 17	Change vs. 2015
Shots Fired Calls											
53S ShotSpotter Calls	4	5	8	0	17	16.8	164	162	157	0%	0%
Sig 53 Shots Fired Calls	3	0	6	2	11	13.7	145	111	122	31%	19%

BEAT 32

Central Precinct

Week Ending 09/02/17



	Last 4 Weeks				28 Days Ending 09/02/17	28 Day Average 2016	YTD 2017	YTD 2016	YTD 2015	Change 16 to 17	Change vs. 2015
	Ending 08/05/17	Ending 08/12/17	Ending 08/26/17	Ending 09/02/17							
HOMICIDE	0	0	0	0	0	0.3	1	2	1	-1	0
RAPE (11A) *	0	0	0	0	0	0.1	0	1	1	-1	-1
RAPE (11B & 11C) *	0	0	0	0	0	0.0	0	0	0	0	0
COMMERCIAL ROBBERY	0	2	0	0	2	0.4	6	4	1	2	5
STREET ROBBERY	0	0	1	0	1	1.1	4	11	4	-7	0
RESIDENTIAL ROBBERY	0	0	0	0	0	0.0	1	1	0	0	1
AGG ASSAULT w/ GUN	0	0	0	0	0	1.0	10	11	12	-1	-2
AGG ASSAULT w/o GUN	0	1	1	1	3	0.5	12	6	8	6	4
TOTAL VIOLENT	0	3	2	1	6	3.4	34	36	27	-6%	26%
COMMERCIAL BURGLARY	0	0	0	1	1	1.8	10	14	9	-4	1
RESIDENTIAL BURGLARY	0	0	1	1	2	4.5	27	32	43	-5	-16
SUDDEN SNATCHING	0	0	0	0	0	0.2	2	2	1	0	1
SHOPLIFTING	1	2	0	0	3	2.1	36	25	15	11	21
THEFT FROM VEHICLE	0	1	2	0	3	4.3	28	41	41	-13	-13
THEFT FROM YARD	1	0	0	1	2	1.8	16	18	13	-2	3
THEFT FROM BLDG	0	1	2	1	4	2.7	27	28	25	-1	2
OTHER LARCENY	0	0	0	0	0	0.1	7	1	3	6	4
AUTO THEFT	1	0	0	0	1	2.8	25	27	29	-2	-4
TOTAL PROPERTY	3	4	5	4	16	20.2	178	188	179	-5%	-1%
TOTAL PART I	3	7	7	5	22	23.6	212	224	206	-5%	3%

Difference from Last Year -12

Statistics are based on UCR criteria, not GA Criminal Code.

* Rape Code 11A is the historical definition of rape (aka Legacy Rape); Rape Codes 11B and 11C are those moved from Part II to Part I in 2017.

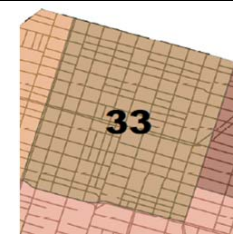
^ Rape Code 11A is the historical definition of rape; Rape Codes 11B and 11C are those moved from Part II to Part I status in accordance with federal mandate.

	Week Ending 08/05/17	Week Ending 08/12/17	Week Ending 08/26/17	Week Ending 09/02/17	28 Days Ending 09/02/17	28 Day Average 2016	YTD 2017	YTD 2016	YTD 2015	Change 16 to 17	Change vs. 2015
Shots Fired Calls											
53S ShotSpotter Calls	0	0	0	0	0	0.1	0	1	0	0%	0%
Sig 53 Shots Fired Calls	0	2	0	0	2	9.4	68	66	82	3%	-17%

BEAT 33

Central Precinct

Week Ending 09/02/17



	Last 4 Weeks				28 Days Ending 09/02/17	28 Day Average 2016	YTD 2017	YTD 2016	YTD 2015	Change 16 to 17	Change vs. 2015
	Ending 08/05/17	Ending 08/12/17	Ending 08/26/17	Ending 09/02/17							
HOMICIDE	0	0	0	0	0	0.8	0	9	3	-9	-3
RAPE (11A) *	0	0	0	0	0	0.4	0	3	2	-3	-2
RAPE (11B & 11C) *	1	0	0	0	1	0.2	3	0	0	3	3
COMMERCIAL ROBBERY	0	0	0	0	0	0.2	2	3	0	-1	2
STREET ROBBERY	1	0	1	0	2	2.1	15	13	17	2	-2
RESIDENTIAL ROBBERY	0	0	0	0	0	0.1	0	1	1	-1	-1
AGG ASSAULT w/ GUN	0	1	1	1	3	0.4	11	3	9	8	2
AGG ASSAULT w/o GUN	0	0	0	0	0	0.8	8	9	7	-1	1
TOTAL VIOLENT	2	1	2	1	6	5.0	39	41	39	-5%	0%
COMMERCIAL BURGLARY	0	1	0	2	3	2.4	7	21	19	-14	-12
RESIDENTIAL BURGLARY	1	1	0	0	2	3.8	9	21	38	-12	-29
SUDDEN SNATCHING	0	0	0	0	0	0.5	3	6	2	-3	1
SHOPLIFTING	2	0	0	1	3	2.1	27	16	11	11	16
THEFT FROM VEHICLE	4	1	1	1	7	8.1	65	58	82	7	-17
THEFT FROM YARD	3	1	1	2	7	6.0	54	59	33	-5	21
THEFT FROM BLDG	1	3	1	3	8	4.8	28	43	31	-15	-3
OTHER LARCENY	0	0	0	0	0	0.5	4	5	6	-1	-2
AUTO THEFT	1	0	1	0	2	3.4	31	33	44	-2	-13
TOTAL PROPERTY	12	7	4	9	32	31.7	228	262	266	-13%	-14%
TOTAL PART I	14	8	6	10	38	36.6	267	303	305	-12%	-12%

Difference from Last Year -36

Statistics are based on UCR criteria, not GA Criminal Code.

* Rape Code 11A is the historical definition of rape (aka Legacy Rape); Rape Codes 11B and 11C are those moved from Part II to Part I in 2017.

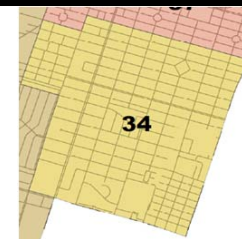
^ Rape Code 11A is the historical definition of rape; Rape Codes 11B and 11C are those moved from Part II to Part I status in accordance with federal mandate.

	Week Ending 08/05/17	Week Ending 08/12/17	Week Ending 08/26/17	Week Ending 09/02/17	28 Days Ending 09/02/17	28 Day Average 2016	YTD 2017	YTD 2016	YTD 2015	Change 16 to 17	Change vs. 2015
Shots Fired Calls											
53S ShotSpotter Calls	0	10	1	4	15	5.4	52	48	46	0%	0%
Sig 53 Shots Fired Calls	0	1	2	3	6	12.8	98	120	94	-18%	4%

BEAT 34

Central Precinct

Week Ending 09/02/17



	Last 4 Weeks				28 Days Ending 09/02/17	28 Day Average 2016	YTD 2017	YTD 2016	YTD 2015	Change 16 to 17	Change vs. 2015
	Ending 08/05/17	Ending 08/12/17	Ending 08/26/17	Ending 09/02/17							
HOMICIDE	0	0	0	0	0	0.0	1	0	0	1	1
RAPE (11A) *	0	0	0	0	0	0.1	4	2	1	2	3
RAPE (11B & 11C) *	0	0	0	0	0	0.2	2	1	3	1	-1
COMMERCIAL ROBBERY	0	0	0	0	0	0.2	6	3	4	3	2
STREET ROBBERY	0	0	0	0	0	0.8	3	4	6	-1	-3
RESIDENTIAL ROBBERY	0	0	0	0	0	0.2	0	0	1	0	-1
AGG ASSAULT w/ GUN	0	0	0	2	2	0.5	9	2	5	7	4
AGG ASSAULT w/o GUN	0	0	1	0	1	0.5	7	5	3	2	4
TOTAL VIOLENT	0	0	1	2	3	2.4	32	17	23	88%	39%
COMMERCIAL BURGLARY	0	0	0	0	0	1.4	0	7	7	-7	-7
RESIDENTIAL BURGLARY	0	4	0	0	4	4.4	10	33	27	-23	-17
SUDDEN SNATCHING	0	0	0	0	0	0.1	2	1	1	1	1
SHOPLIFTING	4	0	2	1	7	4.4	53	35	18	18	35
THEFT FROM VEHICLE	1	0	3	1	5	7.0	62	54	85	8	-23
THEFT FROM YARD	1	0	1	0	2	2.6	29	19	30	10	-1
THEFT FROM BLDG	0	0	1	1	2	5.3	28	50	23	-22	5
OTHER LARCENY	0	0	0	0	0	0.3	5	1	4	4	1
AUTO THEFT	1	1	1	0	3	3.4	24	28	28	-4	-4
TOTAL PROPERTY	7	5	8	3	23	28.8	213	228	223	-7%	-4%
TOTAL PART I	7	5	9	5	26	31.1	245	245	246	0%	0%

Difference from Last Year 0

Statistics are based on UCR criteria, not GA Criminal Code.

* Rape Code 11A is the historical definition of rape (aka Legacy Rape); Rape Codes 11B and 11C are those moved from Part II to Part I in 2017.

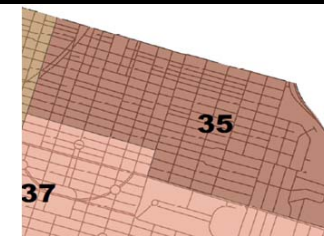
^ Rape Code 11A is the historical definition of rape; Rape Codes 11B and 11C are those moved from Part II to Part I status in accordance with federal mandate.

	Week Ending 08/05/17	Week Ending 08/12/17	Week Ending 08/26/17	Week Ending 09/02/17	28 Days Ending 09/02/17	28 Day Average 2016	YTD 2017	YTD 2016	YTD 2015	Change 16 to 17	Change vs. 2015
Shots Fired Calls											
53S ShotSpotter Calls	0	0	0	2	2	0.2	0	2	2	0%	0%
Sig 53 Shots Fired Calls	1	0	5	0	6	7.4	67	65	78	3%	-14%

BEAT 35

Central Precinct

Week Ending 09/02/17



	Last 4 Weeks				28 Days Ending 09/02/17	28 Day Average 2016	YTD 2017	YTD 2016	YTD 2015	Change 16 to 17	Change vs. 2015
	Ending 08/05/17	Ending 08/12/17	Ending 08/26/17	Ending 09/02/17							
HOMICIDE	0	0	0	0	0	0.5	4	5	4	-1	0
RAPE (11A) *	1	1	0	0	2	0.2	3	2	0	1	3
RAPE (11B & 11C) *	0	0	0	0	0	0.2	2	2	1	0	1
COMMERCIAL ROBBERY	0	0	0	0	0	0.1	1	0	0	1	1
STREET ROBBERY	1	1	0	0	2	1.5	7	15	10	-8	-3
RESIDENTIAL ROBBERY	0	0	0	0	0	0.4	3	3	2	0	1
AGG ASSAULT w/ GUN	0	0	0	0	0	1.2	21	7	19	14	2
AGG ASSAULT w/o GUN	0	1	0	0	1	1.2	15	8	8	7	7
TOTAL VIOLENT	2	3	0	0	5	5.3	56	42	44	33%	27%
COMMERCIAL BURGLARY	0	0	0	0	0	1.0	0	8	4	-8	-4
RESIDENTIAL BURGLARY	1	0	0	0	1	8.0	29	53	84	-24	-55
SUDDEN SNATCHING	0	0	0	0	0	0.2	2	2	0	0	2
SHOPLIFTING	0	0	0	0	0	0.3	3	3	5	0	-2
THEFT FROM VEHICLE	0	4	1	2	7	5.0	54	47	44	7	10
THEFT FROM YARD	1	1	0	1	3	2.1	25	17	20	8	5
THEFT FROM BLDG	1	1	1	0	3	4.9	24	41	34	-17	-10
OTHER LARCENY	0	0	0	0	0	0.3	4	3	2	1	2
AUTO THEFT	1	2	1	1	5	3.9	25	37	37	-12	-12
TOTAL PROPERTY	4	8	3	4	19	25.6	166	211	230	-21%	-28%
TOTAL PART I	6	11	3	4	24	30.9	222	253	274	-12%	-19%

Difference from Last Year -31

Statistics are based on UCR criteria, not GA Criminal Code.

* Rape Code 11A is the historical definition of rape (aka Legacy Rape); Rape Codes 11B and 11C are those moved from Part II to Part I in 2017.

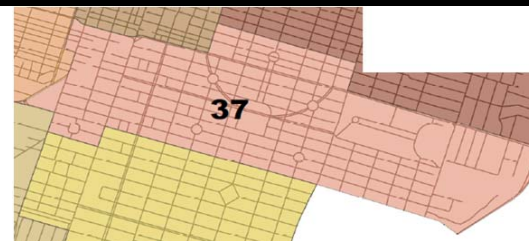
^ Rape Code 11A is the historical definition of rape; Rape Codes 11B and 11C are those moved from Part II to Part I status in accordance with federal mandate.

	Week Ending 08/05/17	Week Ending 08/12/17	Week Ending 08/26/17	Week Ending 09/02/17	28 Days Ending 09/02/17	28 Day Average 2016	YTD 2017	YTD 2016	YTD 2015	Change 16 to 17	Change vs. 2015
Shots Fired Calls											
53S ShotSpotter Calls	0	3	3	2	8	23.4	168	211	156	0%	0%
Sig 53 Shots Fired Calls	1	1	4	2	8	18.2	151	182	152	-17%	-1%

BEAT 37

Central Precinct

Week Ending 09/02/17



	Last 4 Weeks				28 Days Ending 09/02/17	28 Day Average 2016	YTD 2017	YTD 2016	YTD 2015	Change 16 to 17	Change vs. 2015
	Ending 08/05/17	Ending 08/12/17	Ending 08/26/17	Ending 09/02/17							
HOMICIDE	0	0	0	0	0	0.1	0	0	1	0	-1
RAPE (11A) *	1	0	0	0	1	0.1	2	1	0	1	2
RAPE (11B & 11C) *	0	0	0	0	0	0.2	0	0	0	0	0
COMMERCIAL ROBBERY	0	0	0	0	0	0.1	1	1	2	0	-1
STREET ROBBERY	0	0	0	0	0	1.5	5	9	8	-4	-3
RESIDENTIAL ROBBERY	0	0	0	0	0	0.0	0	0	0	0	0
AGG ASSAULT w/ GUN	1	0	0	0	1	0.5	6	6	2	0	4
AGG ASSAULT w/o GUN	0	0	1	0	1	0.2	2	2	6	0	-4
TOTAL VIOLENT	2	0	1	0	3	2.6	16	19	19	-16%	-16%
COMMERCIAL BURGLARY	0	0	0	0	0	1.3	5	11	4	-6	1
RESIDENTIAL BURGLARY	2	0	0	1	3	3.1	10	26	39	-16	-29
SUDDEN SNATCHING	0	0	0	0	0	0.2	3	2	3	1	0
SHOPLIFTING	0	0	0	0	0	3.3	32	21	11	11	21
THEFT FROM VEHICLE	1	1	0	1	3	7.3	65	62	123	3	-58
THEFT FROM YARD	0	1	0	0	1	3.1	12	27	21	-15	-9
THEFT FROM BLDG	1	0	1	0	2	2.4	12	22	26	-10	-14
OTHER LARCENY	0	0	0	0	0	0.2	6	0	8	6	-2
AUTO THEFT	0	0	2	0	2	1.4	20	15	34	5	-14
TOTAL PROPERTY	4	2	3	2	11	22.2	165	186	269	-11%	-39%
TOTAL PART I	6	2	4	2	14	24.8	181	205	288	-12%	-37%

Difference from Last Year -24

Statistics are based on UCR criteria, not GA Criminal Code.

* Rape Code 11A is the historical definition of rape (aka Legacy Rape); Rape Codes 11B and 11C are those moved from Part II to Part I in 2017.

^ Rape Code 11A is the historical definition of rape; Rape Codes 11B and 11C are those moved from Part II to Part I status in accordance with federal mandate.

Shots Fired Calls	Week Ending 08/05/17	Week Ending 08/12/17	Week Ending 08/26/17	Week Ending 09/02/17	28 Days Ending 09/02/17	28 Day Average 2016	YTD 2017	YTD 2016	YTD 2015	Change 16 to 17	Change vs. 2015
53S ShotSpotter Calls	1	4	0	1	6	3.5	40	37	22	0%	0%
Sig 53 Shots Fired Calls	1	1	1	2	5	12.7	84	103	94	-18%	-11%



COMPSTAT SOUTHSIDE PRECINCT Week Ending 09/02/17

PRECINCT COMMANDER:

CAPT. JOY GELLATLY



	Week Ending 09/02/17	Week Ending 08/26/17	Weekly Avg 2016	28-Day Ending 09/02/17	28-Day Ending 7/29/17	Avg 28-Day 2016	YTD 2017	YTD 2016	YTD 2015	Change 16 to 17	Change vs. 2015
HOMICIDE	0	0	0	0	0	0	2	5	4	-3	-2
RAPE (11A) *	1	0	0	2	2	1	6	9	3	-3	3
RAPE (11B & 11C) *	0	0	0	0	0	1	3	7	1	-4	2
COMMERCIAL ROBBERY	0	0	1	2	2	2	18	19	7	-1	11
STREET ROBBERY	1	1	1	3	2	2	18	20	27	-2	-9
RESIDENTIAL ROBBERY	0	0	0	0	0	0	1	4	8	-3	-7
AGG ASSAULT w/ GUN	1	0	0	1	3	2	24	15	17	9	7
AGG ASSAULT w/o GUN	0	0	1	1	1	2	18	26	16	-8	2
TOTAL VIOLENT	3	1	3	9	10	12	90	105	83	-14%	8%
COMMERCIAL BURGLARY	1	3	1	8	3	5	37	30	28	7	9
RESIDENTIAL BURGLARY	8	2	4	19	9	15	112	125	191	-13	-79
SUDDEN SNATCHING	0	0	0	0	0	1	3	7	10	-4	-7
SHOPLIFTING	5	10	12	39	61	49	458	422	470	36	-12
THEFT FROM VEHICLE	2	9	5	21	23	20	279	165	275	114	4
THEFT FROM YARD	3	0	2	6	16	9	59	78	72	-19	-13
THEFT FROM BLDG	6	3	3	13	17	13	142	103	154	39	-12
OTHER LARCENY	2	1	0	3	2	2	23	12	14	11	9
AUTO THEFT	2	5	2	14	12	9	106	68	135	38	-29
TOTAL PROPERTY	29	33	30	123	143	120	1219	1010	1349	21%	-10%
TOTAL PART I	32	34	33	132	153	132	1309	1115	1432	17%	-9%

Statistics are based on UCR criteria, not GA Criminal Code.

Difference from Last Year 194

Statistics are preliminary, based on RMS data at the time prepared, and are subject to change due to late reports, reclassifications, updated locations, etc.

Cell Shading: white is within 0.6 standard deviation of the mean; red is above; green is below.

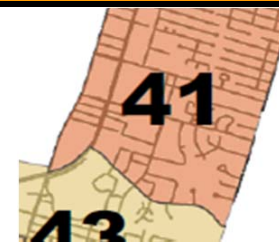
* Rape Code 11A is the historical definition of rape; Rape Codes 11B and 11C are those moved from Part II to Part I status in accordance with federal mandate.

Citizen Initiated Calls	Week Ending 09/02/17	Week Ending 08/26/17	Weekly Avg 2016	28-Day Ending 09/02/17	28-Day Ending 8/5/17	Avg 28-Day 2016	YTD 2017	YTD 2016	YTD 2015	Change 16 to 17	Change vs. 2015
Midnight Shift	77	90	91	333	311	364	3060	3269	3300	-209	-240
Day Shift	230	218	247	912	989	986	8443	9206	9108	-763	-665
Afternoon Shift	237	200	246	933	849	982	8296	8948	8907	-652	-611
TOTAL CITIZEN CFS	544	508	583	2178	2149	2332	19799	21423	21314	-7.6%	-7.1%
53S ShotSpotter Calls	10	0	0	10	1	0	2	0	0	2	2
Sig 53 Shots Fired Calls	8	2	9	22	23	35	262	300	228	-38	34

BEAT 41

Southside Precinct

Week Ending 09/02/17



	Last 4 Weeks				28 Days Ending 09/02/17	28 Day Average 2016	YTD 2017	YTD 2016	YTD 2015	Change 16 to 17	Change vs. 2015
	Ending 08/05/17	Ending 08/12/17	Ending 08/26/17	Ending 09/02/17							
HOMICIDE	0	0	0	0	0	0.0	0	0	1	0	-1
RAPE (11A) *	0	0	0	0	0	0.2	1	3	0	-2	1
RAPE (11B & 11C) *	0	0	0	0	0	0.0	0	0	1	0	-1
COMMERCIAL ROBBERY	0	0	0	0	0	0.4	7	5	2	2	5
STREET ROBBERY	0	0	0	0	0	0.3	2	3	3	-1	-1
RESIDENTIAL ROBBERY	0	0	0	0	0	0.1	0	0	2	0	-2
AGG ASSAULT w/ GUN	0	0	0	0	0	0.3	0	3	0	-3	0
AGG ASSAULT w/o GUN	0	0	0	0	0	0.5	1	4	0	-3	1
TOTAL VIOLENT	0	0	0	0	0	1.8	11	18	9	-39%	22%
COMMERCIAL BURGLARY	1	0	1	0	2	1.8	12	17	5	-5	7
RESIDENTIAL BURGLARY	0	1	0	0	1	1.1	10	13	7	-3	3
SUDDEN SNATCHING	0	0	0	0	0	0.0	1	0	1	1	0
SHOPLIFTING	1	0	2	0	3	2.4	22	13	12	9	10
THEFT FROM VEHICLE	0	1	1	1	3	4.6	40	41	55	-1	-15
THEFT FROM YARD	1	0	0	1	2	1.7	14	16	30	-2	-16
THEFT FROM BLDG	1	0	1	4	6	2.3	32	18	45	14	-13
OTHER LARCENY	0	0	0	0	0	0.2	3	1	3	2	0
AUTO THEFT	0	0	2	1	3	1.5	16	12	23	4	-7
TOTAL PROPERTY	4	2	7	7	20	15.5	150	131	181	15%	-17%
TOTAL PART I	4	2	7	7	20	17.2	161	149	190	8%	-15%

Difference from Last Year 12

Statistics are based on UCR criteria, not GA Criminal Code.

* Rape Code 11A is the historical definition of rape (aka Legacy Rape); Rape Codes 11B and 11C are those moved from Part II to Part I in 2017.

^ Rape Code 11A is the historical definition of rape; Rape Codes 11B and 11C are those moved from Part II to Part I status in accordance with federal mandate.

	Week Ending 08/05/17	Week Ending 08/12/17	Week Ending 08/26/17	Week Ending 09/02/17	28 Days Ending 09/02/17	28 Day Average 2016	YTD 2017	YTD 2016	YTD 2015	Change 16 to 17	Change vs. 2015
Shots Fired Calls											
53S ShotSpotter Calls	0	0	0	6	6	0.1	0	0	0	0%	0%
Sig 53 Shots Fired Calls	0	0	0	2	2	1.8	18	16	14	13%	29%

BEAT 42

Southside Precinct

Week Ending 09/02/17



	Last 4 Weeks				28 Days Ending 09/02/17	28 Day Average 2016	YTD 2017	YTD 2016	YTD 2015	Change 16 to 17	Change vs. 2015
	Ending 08/05/17	Ending 08/12/17	Ending 08/26/17	Ending 09/02/17							
HOMICIDE	0	0	0	0	0	0.1	1	0	0	1	1
RAPE (11A) *	0	0	0	0	0	0.2	1	0	0	1	1
RAPE (11B & 11C) *	0	0	0	0	0	0.4	2	2	0	0	2
COMMERCIAL ROBBERY	2	0	0	0	2	0.6	6	5	1	1	5
STREET ROBBERY	0	0	0	0	0	0.9	6	8	9	-2	-3
RESIDENTIAL ROBBERY	0	0	0	0	0	0.2	1	3	3	-2	-2
AGG ASSAULT w/ GUN	0	0	0	0	0	0.5	6	6	5	0	1
AGG ASSAULT w/o GUN	1	0	0	0	1	0.7	8	8	9	0	-1
TOTAL VIOLENT	3	0	0	0	3	3.7	31	32	27	-3%	15%
COMMERCIAL BURGLARY	1	1	0	0	2	1.4	11	5	12	6	-1
RESIDENTIAL BURGLARY	0	1	0	3	4	4.5	20	39	53	-19	-33
SUDDEN SNATCHING	0	0	0	0	0	0.1	0	0	3	0	-3
SHOPLIFTING	2	2	2	2	8	9.0	64	67	122	-3	-58
THEFT FROM VEHICLE	1	2	2	1	6	5.8	80	55	83	25	-3
THEFT FROM YARD	0	0	0	1	1	2.3	12	22	20	-10	-8
THEFT FROM BLDG	0	0	1	0	1	3.0	31	25	37	6	-6
OTHER LARCENY	0	0	0	0	0	0.5	5	3	3	2	2
AUTO THEFT	0	2	1	0	3	2.3	45	21	43	24	2
TOTAL PROPERTY	4	8	6	7	25	28.8	268	237	376	13%	-29%
TOTAL PART I	7	8	6	7	28	32.4	299	269	403	11%	-26%

Difference from Last Year 30

Statistics are based on UCR criteria, not GA Criminal Code.

* Rape Code 11A is the historical definition of rape (aka Legacy Rape); Rape Codes 11B and 11C are those moved from Part II to Part I in 2017.

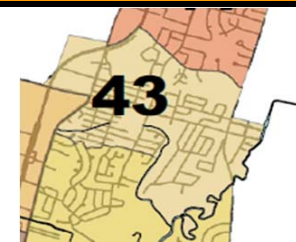
^ Rape Code 11A is the historical definition of rape; Rape Codes 11B and 11C are those moved from Part II to Part I status in accordance with federal mandate.

	Week Ending 08/05/17	Week Ending 08/12/17	Week Ending 08/26/17	Week Ending 09/02/17	28 Days Ending 09/02/17	28 Day Average 2016	YTD 2017	YTD 2016	YTD 2015	Change 16 to 17	Change vs. 2015
Shots Fired Calls											
53S ShotSpotter Calls	0	0	0	0	0	0.0	0	0	0	0%	0%
Sig 53 Shots Fired Calls	1	0	0	1	2	7.6	52	66	57	-21%	-9%

BEAT 43

Southside Precinct

Week Ending 09/02/17



	Last 4 Weeks				28 Days Ending 09/02/17	28 Day Average 2016	YTD 2017	YTD 2016	YTD 2015	Change 16 to 17	Change vs. 2015
	Ending 08/05/17	Ending 08/12/17	Ending 08/26/17	Ending 09/02/17							
HOMICIDE	0	0	0	0	0	0.2	0	3	1	-3	-1
RAPE (11A) *	0	0	0	0	0	0.1	0	1	0	-1	0
RAPE (11B & 11C) *	0	0	0	0	0	0.1	0	1	0	-1	0
COMMERCIAL ROBBERY	0	0	0	0	0	0.8	1	5	4	-4	-3
STREET ROBBERY	0	0	0	1	1	0.5	4	5	8	-1	-4
RESIDENTIAL ROBBERY	0	0	0	0	0	0.1	0	0	0	0	0
AGG ASSAULT w/ GUN	0	0	0	0	0	0.1	3	1	4	2	-1
AGG ASSAULT w/o GUN	0	0	0	0	0	0.5	3	6	2	-3	1
TOTAL VIOLENT	0	0	0	1	1	2.3	11	22	19	-50%	-42%
COMMERCIAL BURGLARY	1	0	1	0	2	1.1	5	6	7	-1	-2
RESIDENTIAL BURGLARY	0	1	0	0	1	2.1	20	17	19	3	1
SUDDEN SNATCHING	0	0	0	0	0	0.3	1	3	2	-2	-1
SHOPLIFTING	4	7	3	1	15	25.6	219	239	232	-20	-13
THEFT FROM VEHICLE	1	1	0	0	2	2.8	39	19	37	20	2
THEFT FROM YARD	0	0	0	1	1	1.3	14	13	8	1	6
THEFT FROM BLDG	1	0	1	0	2	2.9	35	24	27	11	8
OTHER LARCENY	0	0	0	1	1	0.2	4	2	1	2	3
AUTO THEFT	0	1	0	1	2	1.1	13	9	21	4	-8
TOTAL PROPERTY	7	10	5	4	26	37.5	350	332	354	5%	-1%
TOTAL PART I	7	10	5	5	27	39.8	361	354	373	2%	-3%

Difference from Last Year 7

Statistics are based on UCR criteria, not GA Criminal Code.

* Rape Code 11A is the historical definition of rape (aka Legacy Rape); Rape Codes 11B and 11C are those moved from Part II to Part I in 2017.

^ Rape Code 11A is the historical definition of rape; Rape Codes 11B and 11C are those moved from Part II to Part I status in accordance with federal mandate.

	Week Ending 08/05/17	Week Ending 08/12/17	Week Ending 08/26/17	Week Ending 09/02/17	28 Days Ending 09/02/17	28 Day Average 2016	YTD 2017	YTD 2016	YTD 2015	Change 16 to 17	Change vs. 2015
Shots Fired Calls											
53S ShotSpotter Calls	0	0	0	2	2	0.0	0	0	0	0%	0%
Sig 53 Shots Fired Calls	1	1	0	1	3	5.4	30	41	33	-27%	-9%

BEAT 44

Southside Precinct

Week Ending 09/02/17



	Last 4 Weeks				28 Days Ending 09/02/17	28 Day Average 2016	YTD 2017	YTD 2016	YTD 2015	Change 16 to 17	Change vs. 2015
	Ending 08/05/17	Ending 08/12/17	Ending 08/26/17	Ending 09/02/17							
HOMICIDE	0	0	0	0	0	0.1	1	1	1	0	0
RAPE (11A) *	0	1	0	1	2	0.2	3	3	2	0	1
RAPE (11B & 11C) *	0	0	0	0	0	0.3	1	2	0	-1	1
COMMERCIAL ROBBERY	0	0	0	0	0	0.2	1	2	0	-1	1
STREET ROBBERY	0	1	1	0	2	0.2	5	1	5	4	0
RESIDENTIAL ROBBERY	0	0	0	0	0	0.1	0	1	3	-1	-3
AGG ASSAULT w/ GUN	0	0	0	0	0	0.5	10	3	5	7	5
AGG ASSAULT w/o GUN	0	0	0	0	0	0.6	4	7	4	-3	0
TOTAL VIOLENT	0	2	1	1	4	2.3	25	20	20	25%	25%
COMMERCIAL BURGLARY	0	0	1	1	2	0.2	6	2	3	4	3
RESIDENTIAL BURGLARY	0	4	1	3	8	3.7	40	26	76	14	-36
SUDDEN SNATCHING	0	0	0	0	0	0.2	0	2	2	-2	-2
SHOPLIFTING	1	0	0	0	1	1.1	15	10	6	5	9
THEFT FROM VEHICLE	4	0	3	0	7	4.1	63	28	57	35	6
THEFT FROM YARD	0	0	0	0	0	1.6	15	16	10	-1	5
THEFT FROM BLDG	1	0	0	1	2	2.8	26	23	25	3	1
OTHER LARCENY	0	0	1	0	1	0.2	6	2	6	4	0
AUTO THEFT	2	1	1	0	4	2.1	19	17	32	2	-13
TOTAL PROPERTY	8	5	7	5	25	16.1	190	126	217	51%	-12%
TOTAL PART I	8	7	8	6	29	18.4	215	146	237	47%	-9%

Difference from Last Year 69

Statistics are based on UCR criteria, not GA Criminal Code.

* Rape Code 11A is the historical definition of rape (aka Legacy Rape); Rape Codes 11B and 11C are those moved from Part II to Part I in 2017.

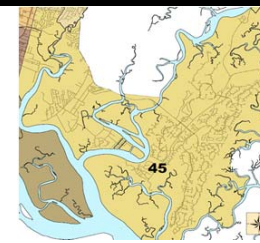
^ Rape Code 11A is the historical definition of rape; Rape Codes 11B and 11C are those moved from Part II to Part I status in accordance with federal mandate.

	Week Ending 08/05/17	Week Ending 08/12/17	Week Ending 08/26/17	Week Ending 09/02/17	28 Days Ending 09/02/17	28 Day Average 2016	YTD 2017	YTD 2016	YTD 2015	Change 16 to 17	Change vs. 2015
Shots Fired Calls											
53S ShotSpotter Calls	0	0	0	0	0	0.0	1	0	0	0%	0%
Sig 53 Shots Fired Calls	3	4	2	1	10	8.2	78	64	54	22%	44%

BEAT 45

Southside Precinct

Week Ending 09/02/17



	Last 4 Weeks				28 Days Ending 09/02/17	28 Day Average 2016	YTD 2017	YTD 2016	YTD 2015	Change 16 to 17	Change vs. 2015
	Ending 08/05/17	Ending 08/12/17	Ending 08/26/17	Ending 09/02/17							
HOMICIDE	0	0	0	0	0	0.1	0	1	0	-1	0
RAPE (11A) *	0	0	0	0	0	0.0	0	1	0	-1	0
RAPE (11B & 11C) *	0	0	0	0	0	0.2	0	1	0	-1	0
COMMERCIAL ROBBERY	0	0	0	0	0	0.0	0	0	0	0	0
STREET ROBBERY	0	0	0	0	0	0.2	0	0	0	0	0
RESIDENTIAL ROBBERY	0	0	0	0	0	0.0	0	0	0	0	0
AGG ASSAULT w/ GUN	0	0	0	0	0	0.0	1	0	0	1	1
AGG ASSAULT w/o GUN	0	0	0	0	0	0.1	0	1	0	-1	0
TOTAL VIOLENT	0	0	0	0	0	0.5	1	4	0	-75%	#DIV/0!
COMMERCIAL BURGLARY	0	0	0	0	0	0.0	0	0	1	0	-1
RESIDENTIAL BURGLARY	0	1	0	2	3	1.4	11	12	20	-1	-9
SUDDEN SNATCHING	0	0	0	0	0	0.0	0	0	0	0	0
SHOPLIFTING	0	0	0	0	0	0.0	0	0	0	0	0
THEFT FROM VEHICLE	0	0	0	0	0	0.7	8	7	4	1	4
THEFT FROM YARD	0	0	0	0	0	0.3	1	3	1	-2	0
THEFT FROM BLDG	0	0	0	0	0	0.2	2	1	6	1	-4
OTHER LARCENY	0	0	0	0	0	0.2	1	1	0	0	1
AUTO THEFT	0	0	0	0	0	0.4	3	2	3	1	0
TOTAL PROPERTY	0	1	0	2	3	3.2	26	26	35	0%	-26%
TOTAL PART I	0	1	0	2	3	3.7	27	30	35	-10%	-23%

Difference from Last Year -3

Statistics are based on UCR criteria, not GA Criminal Code.

* Rape Code 11A is the historical definition of rape (aka Legacy Rape); Rape Codes 11B and 11C are those moved from Part II to Part I in 2017.

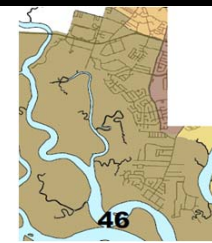
^ Rape Code 11A is the historical definition of rape; Rape Codes 11B and 11C are those moved from Part II to Part I status in accordance with federal mandate.

	Week Ending 08/05/17	Week Ending 08/12/17	Week Ending 08/26/17	Week Ending 09/02/17	28 Days Ending 09/02/17	28 Day Average 2016	YTD 2017	YTD 2016	YTD 2015	Change 16 to 17	Change vs. 2015
Shots Fired Calls											
53S ShotSpotter Calls	0	0	0	1	1	0.0	0	0	0	0%	0%
Sig 53 Shots Fired Calls	0	2	0	2	4	4.2	29	41	26	-29%	12%

BEAT 46

Southside Precinct

Week Ending 09/02/17



	Last 4 Weeks				28 Days Ending 09/02/17	28 Day Average 2016	YTD 2017	YTD 2016	YTD 2015	Change 16 to 17	Change vs. 2015
	Ending 08/05/17	Ending 08/12/17	Ending 08/26/17	Ending 09/02/17							
HOMICIDE	0	0	0	0	0	0.0	0	0	1	0	-1
RAPE (11A) *	0	0	0	0	0	0.1	1	1	1	0	0
RAPE (11B & 11C) *	0	0	0	0	0	0.1	0	1	0	-1	0
COMMERCIAL ROBBERY	0	0	0	0	0	0.4	3	2	0	1	3
STREET ROBBERY	0	0	0	0	0	0.3	1	3	2	-2	-1
RESIDENTIAL ROBBERY	0	0	0	0	0	0.0	0	0	0	0	0
AGG ASSAULT w/ GUN	0	0	0	1	1	0.2	4	2	3	2	1
AGG ASSAULT w/o GUN	0	0	0	0	0	0.1	2	0	1	2	1
TOTAL VIOLENT	0	0	0	1	1	1.1	11	9	8	22%	38%
COMMERCIAL BURGLARY	0	0	0	0	0	0.0	3	0	0	3	3
RESIDENTIAL BURGLARY	0	1	1	0	2	1.8	11	18	16	-7	-5
SUDDEN SNATCHING	0	0	0	0	0	0.2	1	2	2	-1	-1
SHOPLIFTING	3	4	3	2	12	10.9	138	93	98	45	40
THEFT FROM VEHICLE	0	0	3	0	3	2.0	49	15	39	34	10
THEFT FROM YARD	2	0	0	0	2	1.5	3	8	3	-5	0
THEFT FROM BLDG	0	1	0	1	2	1.6	16	12	14	4	2
OTHER LARCENY	0	0	0	1	1	0.4	4	3	1	1	3
AUTO THEFT	1	0	1	0	2	1.1	10	7	13	3	-3
TOTAL PROPERTY	6	6	8	4	24	19.5	235	158	186	49%	26%
TOTAL PART I	6	6	8	5	25	20.7	246	167	194	47%	27%

Difference from Last Year 79

Statistics are based on UCR criteria, not GA Criminal Code.

* Rape Code 11A is the historical definition of rape (aka Legacy Rape); Rape Codes 11B and 11C are those moved from Part II to Part I in 2017.

^ Rape Code 11A is the historical definition of rape; Rape Codes 11B and 11C are those moved from Part II to Part I status in accordance with federal mandate.

	Week Ending 08/05/17	Week Ending 08/12/17	Week Ending 08/26/17	Week Ending 09/02/17	28 Days Ending 09/02/17	28 Day Average 2016	YTD 2017	YTD 2016	YTD 2015	Change 16 to 17	Change vs. 2015
Shots Fired Calls											
53S ShotSpotter Calls	0	0	0	1	1	0.0	1	0	0	0%	0%
Sig 53 Shots Fired Calls	0	0	0	1	1	8.0	55	72	44	-24%	25%



COMPSTAT ISLANDS PRECINCT Week Ending 09/02/17

PRECINCT COMMANDER:
CAPT. ASHLEY BROWN



	Week Ending 09/02/17	Week Ending 08/26/17	Weekly Avg 2016	28-Day Ending 09/02/17	28-Day Ending 7/29/17	Avg 28-Day 2016	YTD 2017	YTD 2016	YTD 2015	Change 16 to 17	Change vs. 2015
HOMICIDE	0	1	0	1	0	0	5	6	7	-1	-2
RAPE (11A) *	0	0	0	0	0	0	3	3	8	0	-5
RAPE (11B & 11C) *	0	0	0	0	1	1	7	7	4	0	3
COMMERCIAL ROBBERY	0	0	0	0	1	1	22	6	14	16	8
STREET ROBBERY	3	1	1	5	2	3	20	31	30	-11	-10
RESIDENTIAL ROBBERY	0	1	0	1	0	0	4	4	4	0	0
AGG ASSAULT w/ GUN	1	2	1	5	2	4	33	38	41	-5	-8
AGG ASSAULT w/o GUN	0	1	1	1	3	3	30	24	26	6	4
TOTAL VIOLENT	4	6	3	13	9	14	124	119	134	4%	-7%
COMMERCIAL BURGLARY	2	0	0	2	0	2	6	18	14	-12	-8
RESIDENTIAL BURGLARY	2	9	6	22	24	24	180	205	170	-25	10
SUDDEN SNATCHING	0	0	0	0	2	1	6	6	7	0	-1
SHOPLIFTING	5	4	6	23	23	23	206	201	192	5	14
THEFT FROM VEHICLE	2	6	5	13	26	20	178	179	197	-1	-19
THEFT FROM YARD	2	4	2	8	14	8	76	68	93	8	-17
THEFT FROM BLDG	4	8	4	20	10	16	117	140	132	-23	-15
OTHER LARCENY	0	2	1	3	1	2	23	21	13	2	10
AUTO THEFT	2	0	3	5	14	11	86	97	90	-11	-4
TOTAL PROPERTY	19	33	27	96	114	107	878	935	908	-6%	-3%
TOTAL PART I	23	39	30	109	123	120	1002	1054	1042	-5%	-4%

Difference from Last Year -52

Statistics are based on UCR criteria, not GA Criminal Code.

Statistics are preliminary, based on RMS data at the time prepared, and are subject to change due to late reports, reclassifications, updated locations, etc.

Cell Shading: white is within 0.6 standard deviation of the mean; red is above; green is below.

* Rape Code 11A is the historical definition of rape; Rape Codes 11B and 11C are those moved from Part II to Part I status in accordance with federal mandate.

Citizen Initiated Calls	Week Ending 09/02/17	Week Ending 08/26/17	Weekly Avg 2016	28-Day Ending 09/02/17	28-Day Ending 8/5/17	Avg 28-Day 2016	YTD 2017	YTD 2016	YTD 2015	Change 16 to 17	Change vs. 2015
Midnight Shift	63	80	82	310	308	330	2997	3657	3474	-660	-477
Day Shift	194	191	190	737	792	761	7684	9446	8796	-1762	-1112
Afternoon Shift	232	212	219	893	832	876	8502	10457	9752	-1955	-1250
TOTAL CITIZEN CFS	489	483	492	1940	1932	1966	19183	23560	22023	-18.6%	-12.9%
53S ShotSpotter Calls	1	1	3	5	6	12	82	110	61	-28	21
Sig 53 Shots Fired Calls	11	6	16	25	38	62	434	516	450	-82	-16

BEAT 51

Islands Precinct

Week Ending 09/02/17



	Last 4 Weeks				28 Days Ending 09/02/17	28 Day Average 2016	YTD 2017	YTD 2016	YTD 2015	Change 16 to 17	Change vs. 2015
	Ending 08/05/17	Ending 08/12/17	Ending 08/26/17	Ending 09/02/17							
HOMICIDE	0	0	0	0	0	0.2	2	2	0	0	2
RAPE (11A) *	0	0	0	0	0	0.2	0	1	1	-1	-1
RAPE (11B & 11C) *	0	0	0	0	0	0.2	0	1	1	-1	-1
COMMERCIAL ROBBERY	0	0	0	0	0	0.4	13	1	6	12	7
STREET ROBBERY	0	0	0	0	0	1.5	8	15	12	-7	-4
RESIDENTIAL ROBBERY	0	0	0	0	0	0.3	0	3	2	-3	-2
AGG ASSAULT w/ GUN	0	1	0	0	1	1.6	10	17	12	-7	-2
AGG ASSAULT w/o GUN	0	0	1	0	1	0.7	6	4	6	2	0
TOTAL VIOLENT	0	1	1	0	2	5.0	39	44	40	-11%	-3%
COMMERCIAL BURGLARY	0	0	0	1	1	1.1	4	12	5	-8	-1
RESIDENTIAL BURGLARY	1	1	0	1	3	6.8	37	61	40	-24	-3
SUDDEN SNATCHING	0	0	0	0	0	0.2	1	0	3	1	-2
SHOPLIFTING	3	7	3	4	17	13.7	145	120	143	25	2
THEFT FROM VEHICLE	1	0	3	0	4	5.7	63	53	60	10	3
THEFT FROM YARD	0	0	0	0	0	2.1	19	18	26	1	-7
THEFT FROM BLDG	1	1	1	0	3	4.1	26	33	41	-7	-15
OTHER LARCENY	0	0	1	0	1	0.5	5	4	3	1	2
AUTO THEFT	2	0	0	0	2	3.1	29	26	32	3	-3
TOTAL PROPERTY	8	9	8	6	31	37.3	329	327	353	1%	-7%
TOTAL PART I	8	10	9	6	33	42.3	368	371	393	-1%	-6%

Difference from Last Year -3

Statistics are based on UCR criteria, not GA Criminal Code.

* Rape Code 11A is the historical definition of rape (aka Legacy Rape); Rape Codes 11B and 11C are those moved from Part II to Part I in 2017.

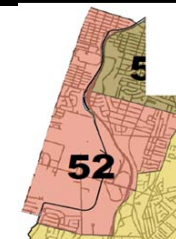
^ Rape Code 11A is the historical definition of rape; Rape Codes 11B and 11C are those moved from Part II to Part I status in accordance with federal mandate.

	Week Ending 08/05/17	Week Ending 08/12/17	Week Ending 08/26/17	Week Ending 09/02/17	28 Days Ending 09/02/17	28 Day Average 2016	YTD 2017	YTD 2016	YTD 2015	Change 16 to 17	Change vs. 2015
Shots Fired Calls											
53S ShotSpotter Calls	2	1	0	0	3	10.8	61	104	52	0%	0%
Sig 53 Shots Fired Calls	3	0	2	3	8	20.9	141	194	126	-27%	12%

BEAT 52

Islands Precinct

Week Ending 09/02/17



	Last 4 Weeks				28 Days Ending 09/02/17	28 Day Average 2016	YTD 2017	YTD 2016	YTD 2015	Change 16 to 17	Change vs. 2015
	Ending 08/05/17	Ending 08/12/17	Ending 08/26/17	Ending 09/02/17							
HOMICIDE	0	0	0	0	0	0.2	0	2	0	-2	0
RAPE (11A) *	0	0	0	0	0	0.0	0	0	2	0	-2
RAPE (11B & 11C) *	0	0	0	0	0	0.3	2	4	1	-2	1
COMMERCIAL ROBBERY	0	0	0	0	0	0.2	0	2	0	-2	0
STREET ROBBERY	0	0	0	0	0	0.5	0	5	2	-5	-2
RESIDENTIAL ROBBERY	0	0	1	0	1	0.1	1	1	0	0	1
AGG ASSAULT w/ GUN	0	0	0	0	0	0.3	5	1	12	4	-7
AGG ASSAULT w/o GUN	0	0	0	0	0	0.5	7	4	7	3	0
TOTAL VIOLENT	0	0	1	0	1	2.1	15	19	24	-21%	-38%
COMMERCIAL BURGLARY	0	0	0	0	0	0.1	0	1	1	-1	-1
RESIDENTIAL BURGLARY	0	1	0	0	1	2.6	9	23	31	-14	-22
SUDDEN SNATCHING	0	0	0	0	0	0.2	1	1	2	0	-1
SHOPLIFTING	0	0	0	1	1	0.2	3	3	2	0	1
THEFT FROM VEHICLE	1	0	3	0	4	1.9	26	13	25	13	1
THEFT FROM YARD	0	0	0	0	0	0.7	5	6	10	-1	-5
THEFT FROM BLDG	2	4	5	2	13	3.1	34	32	20	2	14
OTHER LARCENY	0	0	0	0	0	0.2	4	1	1	3	3
AUTO THEFT	0	0	0	1	1	1.4	8	14	14	-6	-6
TOTAL PROPERTY	3	5	8	4	20	10.3	90	94	106	-4%	-15%
TOTAL PART I	3	5	9	4	21	12.4	105	113	130	-7%	-19%

Difference from Last Year -8

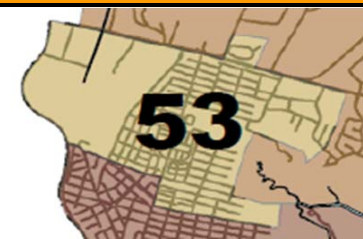
Statistics are based on UCR criteria, not GA Criminal Code.

* Rape Code 11A is the historical definition of rape (aka Legacy Rape); Rape Codes 11B and 11C are those moved from Part II to Part I in 2017.

^ Rape Code 11A is the historical definition of rape; Rape Codes 11B and 11C are those moved from Part II to Part I status in accordance with federal mandate.

	Week Ending 08/05/17	Week Ending 08/12/17	Week Ending 08/26/17	Week Ending 09/02/17	28 Days Ending 09/02/17	28 Day Average 2016	YTD 2017	YTD 2016	YTD 2015	Change 16 to 17	Change vs. 2015
Shots Fired Calls											
53S ShotSpotter Calls	0	0	0	0	0	0.0	1	0	0	0%	0%
Sig 53 Shots Fired Calls	0	1	1	1	3	6.3	67	45	62	49%	8%

BEAT 53
Islands Precinct
Week Ending 09/02/17



	Last 4 Weeks				28 Days Ending 09/02/17	28 Day Average 2016	YTD 2017	YTD 2016	YTD 2015	Change 16 to 17	Change vs. 2015
	Ending 08/05/17	Ending 08/12/17	Ending 08/26/17	Ending 09/02/17							
HOMICIDE	0	0	1	0	1	0.1	2	1	2	1	0
RAPE (11A) *	0	0	0	0	0	0.0	0	0	2	0	-2
RAPE (11B & 11C) *	0	0	0	0	0	0.0	2	0	1	2	1
COMMERCIAL ROBBERY	0	0	0	0	0	0.1	1	1	2	0	-1
STREET ROBBERY	0	0	1	1	2	0.5	5	3	2	2	3
RESIDENTIAL ROBBERY	0	0	0	0	0	0.1	1	0	0	1	1
AGG ASSAULT w/ GUN	0	1	1	1	3	1.0	10	10	5	0	5
AGG ASSAULT w/o GUN	0	0	0	0	0	0.6	7	7	8	0	-1
TOTAL VIOLENT	0	1	3	2	6	2.3	28	22	22	27%	27%
COMMERCIAL BURGLARY	0	0	0	1	1	0.2	1	1	0	0	1
RESIDENTIAL BURGLARY	0	0	2	0	2	3.5	20	23	28	-3	-8
SUDDEN SNATCHING	0	0	0	0	0	0.2	2	1	1	1	1
SHOPLIFTING	2	0	0	0	2	0.9	15	7	4	8	11
THEFT FROM VEHICLE	2	0	0	0	2	2.7	19	23	18	-4	1
THEFT FROM YARD	0	2	1	1	4	1.5	13	16	16	-3	-3
THEFT FROM BLDG	0	0	0	1	1	2.5	21	23	16	-2	5
OTHER LARCENY	0	0	0	0	0	0.3	2	2	0	0	2
AUTO THEFT	0	0	0	0	0	1.8	14	14	12	0	2
TOTAL PROPERTY	4	2	3	3	12	13.6	107	110	95	-3%	13%
TOTAL PART I	4	3	6	5	18	15.9	135	132	117	2%	15%

Difference from Last Year 3

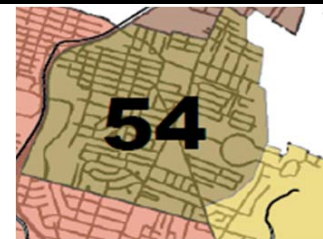
Statistics are based on UCR criteria, not GA Criminal Code.

* Rape Code 11A is the historical definition of rape (aka Legacy Rape); Rape Codes 11B and 11C are those moved from Part II to Part I in 2017.

^ Rape Code 11A is the historical definition of rape; Rape Codes 11B and 11C are those moved from Part II to Part I status in accordance with federal mandate.

	Week Ending 08/05/17	Week Ending 08/12/17	Week Ending 08/26/17	Week Ending 09/02/17	28 Days Ending 09/02/17	28 Day Average 2016	YTD 2017	YTD 2016	YTD 2015	Change 16 to 17	Change vs. 2015
Shots Fired Calls											
53S ShotSpotter Calls	0	0	1	1	2	0.8	19	6	8	0%	0%
Sig 53 Shots Fired Calls	0	0	1	3	4	15.0	84	125	104	-33%	-19%

BEAT 54
Islands Precinct
Week Ending 09/02/17



	Last 4 Weeks				28 Days Ending 09/02/17	28 Day Average 2016	YTD 2017	YTD 2016	YTD 2015	Change 16 to 17	Change vs. 2015
	Ending 08/05/17	Ending 08/12/17	Ending 08/26/17	Ending 09/02/17							
HOMICIDE	0	0	0	0	0	0.1	0	1	4	-1	-4
RAPE (11A) *	0	0	0	0	0	0.1	0	1	1	-1	-1
RAPE (11B & 11C) *	0	0	0	0	0	0.1	0	1	1	-1	-1
COMMERCIAL ROBBERY	0	0	0	0	0	0.5	7	1	6	6	1
STREET ROBBERY	0	0	0	1	1	0.8	3	7	8	-4	-5
RESIDENTIAL ROBBERY	0	0	0	0	0	0.0	1	0	0	1	1
AGG ASSAULT w/ GUN	0	0	0	0	0	0.7	6	6	8	0	-2
AGG ASSAULT w/o GUN	0	0	0	0	0	0.6	6	5	3	1	3
TOTAL VIOLENT	0	0	0	1	1	2.8	23	22	31	5%	-26%
COMMERCIAL BURGLARY	0	0	0	0	0	0.2	0	2	5	-2	-5
RESIDENTIAL BURGLARY	1	2	4	0	7	6.1	49	46	26	3	23
SUDDEN SNATCHING	0	0	0	0	0	0.0	2	0	1	2	1
SHOPLIFTING	2	0	1	0	3	2.0	20	16	9	4	11
THEFT FROM VEHICLE	1	0	0	0	1	4.7	25	48	48	-23	-23
THEFT FROM YARD	0	0	1	0	1	1.0	16	6	15	10	1
THEFT FROM BLDG	0	0	1	1	2	2.2	13	21	17	-8	-4
OTHER LARCENY	0	1	0	0	1	0.2	5	1	3	4	2
AUTO THEFT	0	0	0	1	1	2.8	19	28	20	-9	-1
TOTAL PROPERTY	4	3	7	2	16	19.2	149	168	144	-11%	3%
TOTAL PART I	4	3	7	3	17	22.0	172	190	175	-9%	-2%

Difference from Last Year -18

Statistics are based on UCR criteria, not GA Criminal Code.

* Rape Code 11A is the historical definition of rape (aka Legacy Rape); Rape Codes 11B and 11C are those moved from Part II to Part I in 2017.

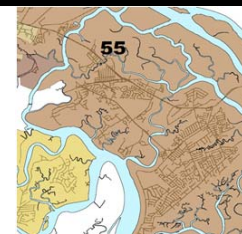
^ Rape Code 11A is the historical definition of rape; Rape Codes 11B and 11C are those moved from Part II to Part I status in accordance with federal mandate.

	Week Ending 08/05/17	Week Ending 08/12/17	Week Ending 08/26/17	Week Ending 09/02/17	28 Days Ending 09/02/17	28 Day Average 2016	YTD 2017	YTD 2016	YTD 2015	Change 16 to 17	Change vs. 2015
Shots Fired Calls											
53S ShotSpotter Calls	0	0	0	0	0	0.0	0	0	1	0%	0%
Sig 53 Shots Fired Calls	4	0	0	4	8	10.7	73	82	93	-11%	-22%

BEAT 55

Islands Precinct

Week Ending 09/02/17



	Last 4 Weeks				28 Days Ending 09/02/17	28 Day Average 2016	YTD 2017	YTD 2016	YTD 2015	Change 16 to 17	Change vs. 2015
	Ending 08/05/17	Ending 08/12/17	Ending 08/26/17	Ending 09/02/17							
HOMICIDE	0	0	0	0	0	0.0	0	0	1	0	-1
RAPE (11A) *	0	0	0	0	0	0.1	3	1	2	2	1
RAPE (11B & 11C) *	0	0	0	0	0	0.2	3	1	0	2	3
COMMERCIAL ROBBERY	0	0	0	0	0	0.1	1	1	0	0	1
STREET ROBBERY	1	0	0	1	2	0.1	4	1	3	3	1
RESIDENTIAL ROBBERY	0	0	0	0	0	0.0	0	0	1	0	-1
AGG ASSAULT w/ GUN	0	0	0	0	0	0.2	0	1	1	-1	-1
AGG ASSAULT w/o GUN	0	0	0	0	0	0.5	4	3	1	1	3
TOTAL VIOLENT	1	0	0	1	2	1.1	15	8	9	88%	67%
COMMERCIAL BURGLARY	0	0	0	0	0	0.2	1	2	2	-1	-1
RESIDENTIAL BURGLARY	1	2	3	1	7	4.0	54	42	38	12	16
SUDDEN SNATCHING	0	0	0	0	0	0.4	0	4	0	-4	0
SHOPLIFTING	0	0	0	0	0	6.1	23	55	34	-32	-11
THEFT FROM VEHICLE	0	0	0	2	2	4.2	42	35	41	7	1
THEFT FROM YARD	0	0	2	1	3	2.6	21	19	26	2	-5
THEFT FROM BLDG	0	0	1	0	1	3.7	22	30	34	-8	-12
OTHER LARCENY	0	0	1	0	1	1.1	6	11	5	-5	1
AUTO THEFT	1	0	0	0	1	1.5	13	14	6	-1	7
TOTAL PROPERTY	2	2	7	4	15	23.8	182	212	186	-14%	-2%
TOTAL PART I	3	2	7	5	17	24.9	197	220	195	-10%	1%

Difference from Last Year -23

Statistics are based on UCR criteria, not GA Criminal Code.

* Rape Code 11A is the historical definition of rape (aka Legacy Rape); Rape Codes 11B and 11C are those moved from Part II to Part I in 2017.

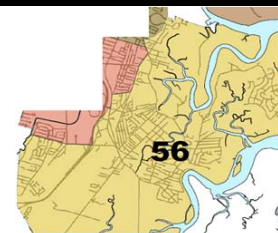
^ Rape Code 11A is the historical definition of rape; Rape Codes 11B and 11C are those moved from Part II to Part I status in accordance with federal mandate.

	Week Ending 08/05/17	Week Ending 08/12/17	Week Ending 08/26/17	Week Ending 09/02/17	28 Days Ending 09/02/17	28 Day Average 2016	YTD 2017	YTD 2016	YTD 2015	Change 16 to 17	Change vs. 2015
Shots Fired Calls											
53S ShotSpotter Calls	0	0	0	0	0	0.0	1	0	0	0%	0%
Sig 53 Shots Fired Calls	0	0	0	0	0	5.3	41	40	37	3%	11%

BEAT 56

Islands Precinct

Week Ending 09/02/17



	Last 4 Weeks				28 Days Ending 09/02/17	28 Day Average 2016	YTD 2017	YTD 2016	YTD 2015	Change 16 to 17	Change vs. 2015
	Ending 08/05/17	Ending 08/12/17	Ending 08/26/17	Ending 09/02/17							
HOMICIDE	0	0	0	0	0	0.0	1	0	0	1	1
RAPE (11A) *	0	0	0	0	0	0.0	0	0	0	0	0
RAPE (11B & 11C) *	0	0	0	0	0	0.0	0	0	0	0	0
COMMERCIAL ROBBERY	0	0	0	0	0	0.0	0	0	0	0	0
STREET ROBBERY	0	0	0	0	0	0.0	0	0	3	0	-3
RESIDENTIAL ROBBERY	0	0	0	0	0	0.0	1	0	1	1	0
AGG ASSAULT w/ GUN	0	0	1	0	1	0.3	2	3	3	-1	-1
AGG ASSAULT w/o GUN	0	0	0	0	0	0.1	0	1	1	-1	-1
TOTAL VIOLENT	0	0	1	0	1	0.4	4	4	8	0%	-50%
COMMERCIAL BURGLARY	0	0	0	0	0	0.1	0	0	1	0	-1
RESIDENTIAL BURGLARY	2	0	0	0	2	1.2	11	10	7	1	4
SUDDEN SNATCHING	0	0	0	0	0	0.0	0	0	0	0	0
SHOPLIFTING	0	0	0	0	0	0.0	0	0	0	0	0
THEFT FROM VEHICLE	0	0	0	0	0	0.5	3	7	5	-4	-2
THEFT FROM YARD	0	0	0	0	0	0.3	2	3	0	-1	2
THEFT FROM BLDG	0	0	0	0	0	0.2	1	1	4	0	-3
OTHER LARCENY	0	0	0	0	0	0.2	1	2	1	-1	0
AUTO THEFT	0	0	0	0	0	0.1	3	1	6	2	-3
TOTAL PROPERTY	2	0	0	0	2	2.5	21	24	24	-13%	-13%
TOTAL PART I	2	0	1	0	3	2.9	25	28	32	-11%	-22%

Difference from Last Year -3

Statistics are based on UCR criteria, not GA Criminal Code.

* Rape Code 11A is the historical definition of rape (aka Legacy Rape); Rape Codes 11B and 11C are those moved from Part II to Part I in 2017.

^ Rape Code 11A is the historical definition of rape; Rape Codes 11B and 11C are those moved from Part II to Part I status in accordance with federal mandate.

	Week Ending 08/05/17	Week Ending 08/12/17	Week Ending 08/26/17	Week Ending 09/02/17	28 Days Ending 09/02/17	28 Day Average 2016	YTD 2017	YTD 2016	YTD 2015	Change 16 to 17	Change vs. 2015
Shots Fired Calls											
53S ShotSpotter Calls	0	0	0	0	0	0.0	0	0	0	0%	0%
Sig 53 Shots Fired Calls	0	0	2	0	2	4.0	28	30	28	-7%	0%



COMPSTAT WHITEFIELD PRECINCT Week Ending 09/02/17

PRECINCT COMMANDER:
LT. TORRENCE GARVIN



	Week Ending 09/02/17	Week Ending 08/26/17	Weekly Avg 2016	28-Day Ending 09/02/17	28-Day Ending 7/29/17	Avg 28-Day 2016	YTD 2017	YTD 2016	YTD 2015	Change 16 to 17	Change vs. 2015
HOMICIDE	0	0	0	0	0	0	2	2	2	0	0
RAPE (11A) *	0	0	0	0	0	0	1	2	4	-1	-3
RAPE (11B & 11C) *	0	0	0	0	0	0	5	5	1	0	4
COMMERCIAL ROBBERY	0	0	0	0	0	0	0	2	4	-2	-4
STREET ROBBERY	1	0	0	1	0	1	6	3	2	3	4
RESIDENTIAL ROBBERY	0	0	0	0	0	0	0	1	4	-1	-4
AGG ASSAULT w/ GUN	0	0	0	0	0	1	3	11	8	-8	-5
AGG ASSAULT w/o GUN	0	0	0	1	0	1	5	11	6	-6	-1
TOTAL VIOLENT	1	0	1	2	0	4	22	37	31	-41%	-29%
COMMERCIAL BURGLARY	0	1	0	1	0	2	3	15	8	-12	-5
RESIDENTIAL BURGLARY	5	4	3	19	8	13	80	118	100	-38	-20
SUDDEN SNATCHING	0	0	0	0	2	1	3	6	2	-3	1
SHOPLIFTING	3	3	2	18	16	9	112	79	118	33	-6
THEFT FROM VEHICLE	1	1	3	10	7	11	101	73	67	28	34
THEFT FROM YARD	1	0	1	2	9	5	35	35	39	0	-4
THEFT FROM BLDG	2	1	1	4	3	6	46	51	55	-5	-9
OTHER LARCENY	0	1	0	3	3	1	19	5	5	14	14
AUTO THEFT	0	1	1	7	6	4	34	34	31	0	3
TOTAL PROPERTY	12	12	13	64	54	51	433	416	425	4%	2%
TOTAL PART I	13	12	14	66	54	56	455	453	456	0%	0%

Statistics are based on UCR criteria, not GA Criminal Code.

Difference from Last Year 2

Statistics are preliminary, based on RMS data at the time prepared, and are subject to change due to late reports, reclassifications, updated locations, etc.

Cell Shading: white is within 0.6 standard deviation of the mean; red is above; green is below.

* Rape Code 11A is the historical definition of rape; Rape Codes 11B and 11C are those moved from Part II to Part I status in accordance with federal mandate.

Citizen Initiated Calls	Week Ending 09/02/17	Week Ending 08/26/17	Weekly Avg 2016	28-Day Ending 09/02/17	28-Day Ending 8/5/17	Avg 28-Day 2016	YTD 2017	YTD 2016	YTD 2015	Change 16 to 17	Change vs. 2015
Midnight Shift	28	20	34	105	109	138	1048	1164	3296	-116	-2248
Day Shift	91	111	101	395	379	403	3390	3427	3276	-37	114
Afternoon Shift	105	103	102	416	372	407	3235	3409	1134	-174	2101
TOTAL CITIZEN CFS	224	234	237	916	860	947	7673	8000	7706	-4.1%	-0.4%
53S ShotSpotter Calls	0	1	0	5	0	0	1	0	0	1	1
Sig 53 Shots Fired Calls	5	3	5	25	13	18	134	141	105	-7	29

BEAT 61

Whitefield Precinct

Week Ending 09/02/17

	Last 4 Weeks				28 Days Ending 09/02/17	28 Day Average 2016	YTD 2017	YTD 2016	YTD 2015	Change 16 to 17	Change vs. 2015
	Ending 08/05/17	Ending 08/12/17	Ending 08/26/17	Ending 09/02/17							
HOMICIDE	0	0	0	0	0	0.0	2	0	0	2	2
RAPE (11A) *	0	0	0	0	0	0.0	0	0	3	0	-3
RAPE (11B & 11C) *	0	0	0	0	0	0.2	0	2	1	-2	-1
COMMERCIAL ROBBERY	0	0	0	0	0	0.1	0	1	0	-1	0
STREET ROBBERY	0	0	0	0	0	0.2	2	1	2	1	0
RESIDENTIAL ROBBERY	0	0	0	0	0	0.0	0	0	3	0	-3
AGG ASSAULT w/ GUN	0	0	0	0	0	0.2	1	3	0	-2	1
AGG ASSAULT w/o GUN	0	0	0	0	0	0.5	2	3	2	-1	0
TOTAL VIOLENT	0	0	0	0	0	1.1	7	10	11	-30%	-36%
COMMERCIAL BURGLARY	0	0	1	0	1	0.8	2	4	3	-2	-1
RESIDENTIAL BURGLARY	2	2	2	3	9	4.3	40	39	45	1	-5
SUDDEN SNATCHING	0	0	0	0	0	0.2	0	2	1	-2	-1
SHOPLIFTING	8	4	3	3	18	7.7	106	67	110	39	-4
THEFT FROM VEHICLE	0	1	0	0	1	5.7	42	30	24	12	18
THEFT FROM YARD	0	1	0	0	1	2.8	16	18	14	-2	2
THEFT FROM BLDG	1	0	1	0	2	2.8	19	23	26	-4	-7
OTHER LARCENY	1	1	1	0	3	0.8	11	4	2	7	9
AUTO THEFT	1	0	0	0	1	1.4	6	10	7	-4	-1
TOTAL PROPERTY	13	9	8	6	36	26.3	242	197	232	23%	4%
TOTAL PART I	13	9	8	6	36	27.5	249	207	243	20%	2%

Difference from Last Year 42

Statistics are based on UCR criteria, not GA Criminal Code.

* Rape Code 11A is the historical definition of rape (aka Legacy Rape); Rape Codes 11B and 11C are those moved from Part II to Part I in 2017.

^ Rape Code 11A is the historical definition of rape; Rape Codes 11B and 11C are those moved from Part II to Part I status in accordance with federal mandate.

	Week Ending 08/05/17	Week Ending 08/12/17	Week Ending 08/26/17	Week Ending 09/02/17	28 Days Ending 09/02/17	28 Day Average 2016	YTD 2017	YTD 2016	YTD 2015	Change 16 to 17	Change vs. 2015
Shots Fired Calls											
53S ShotSpotter Calls	0	0	1	0	1	0.0	1	0	0	0%	0%
Sig 53 Shots Fired Calls	2	0	1	0	3	4.4	65	68	56	-4%	16%

BEAT 62
Whitefield Precinct
Week Ending 09/02/17

	Last 4 Weeks				28 Days Ending 09/02/17	28 Day Average 2016	YTD 2017	YTD 2016	YTD 2015	Change 16 to 17	Change vs. 2015
	Ending 08/05/17	Ending 08/12/17	Ending 08/26/17	Ending 09/02/17							
HOMICIDE	0	0	0	0	0	0.2	0	2	2	-2	-2
RAPE (11A) *	0	0	0	0	0	0.2	1	2	1	-1	0
RAPE (11B & 11C) *	0	0	0	0	0	0.3	5	3	0	2	5
COMMERCIAL ROBBERY	0	0	0	0	0	0.1	0	1	4	-1	-4
STREET ROBBERY	0	0	0	1	1	0.4	4	2	0	2	4
RESIDENTIAL ROBBERY	0	0	0	0	0	0.2	0	1	1	-1	-1
AGG ASSAULT w/ GUN	0	0	0	0	0	1.0	2	8	8	-6	-6
AGG ASSAULT w/o GUN	0	1	0	0	1	0.9	3	8	4	-5	-1
TOTAL VIOLENT	0	1	0	1	2	3.2	15	27	20	-44%	-25%
COMMERCIAL BURGLARY	0	0	0	0	0	1.2	1	11	5	-10	-4
RESIDENTIAL BURGLARY	3	3	2	2	10	8.6	40	79	55	-39	-15
SUDDEN SNATCHING	0	0	0	0	0	0.4	3	4	1	-1	2
SHOPLIFTING	0	0	0	0	0	1.3	6	12	8	-6	-2
THEFT FROM VEHICLE	4	3	1	1	9	5.0	59	43	43	16	16
THEFT FROM YARD	0	0	0	1	1	2.3	19	17	25	2	-6
THEFT FROM BLDG	0	0	0	2	2	3.2	27	28	29	-1	-2
OTHER LARCENY	0	0	0	0	0	0.4	8	1	3	7	5
AUTO THEFT	1	4	1	0	6	2.4	28	24	24	4	4
TOTAL PROPERTY	8	10	4	6	28	24.9	191	219	193	-13%	-1%
TOTAL PART I	8	11	4	7	30	28.1	206	246	213	-16%	-3%

Difference from Last Year -40

Statistics are based on UCR criteria, not GA Criminal Code.

* Rape Code 11A is the historical definition of rape (aka Legacy Rape); Rape Codes 11B and 11C are those moved from Part II to Part I in 2017.

^ Rape Code 11A is the historical definition of rape; Rape Codes 11B and 11C are those moved from Part II to Part I status in accordance with federal mandate.

	Week Ending 08/05/17	Week Ending 08/12/17	Week Ending 08/26/17	Week Ending 09/02/17	28 Days Ending 09/02/17	28 Day Average 2016	YTD 2017	YTD 2016	YTD 2015	Change 16 to 17	Change vs. 2015
Shots Fired Calls											
53S ShotSpotter Calls	0	0	0	0	0	0.0	0	0	0	0%	0%
Sig 53 Shots Fired Calls	0	1	2	5	8	13.8	69	73	49	-5%	41%