



COMPSTAT TOTAL JURISDICTION Week Ending 06/24/17

PATROL COMMANDER:
MAJOR KERRY THOMAS



	Week Ending 06/24/17	Week Ending 06/17/17	Weekly Avg 2016	28-Day Ending 06/24/17	28-Day Ending 5/20/17	Avg 28-Day 2016	YTD 2017	YTD 2016	YTD 2015	Change 16 to 17	Change vs. 2015
HOMICIDE	1	1	1	3	3	4	20	30	17	-10	3
RAPE (11A) *	2	2	1	8	4	4	27	29	26	-2	1
RAPE (11B & 11C) *	0	0	1	1	1	6	30	22	11	8	19
COMMERCIAL ROBBERY	2	1	2	5	8	7	50	48	27	2	23
STREET ROBBERY	6	3	8	18	26	30	116	170	142	-54	-26
RESIDENTIAL ROBBERY	0	1	1	1	0	4	12	24	31	-12	-19
AGG ASSAULT w/ GUN	8	4	5	23	31	21	154	139	131	15	23
AGG ASSAULT w/o GUN	8	13	5	38	22	20	143	120	91	23	52
TOTAL VIOLENT	27	25	24	97	95	96	552	582	476	-5%	16%
COMMERCIAL BURGLARY	5	4	7	16	12	27	87	139	122	-52	-35
RESIDENTIAL BURGLARY	9	22	29	70	87	115	514	638	701	-124	-187
SUDDEN SNATCHING	5	1	2	8	5	9	52	52	39	0	13
SHOPLIFTING	28	44	31	133	155	126	858	764	819	94	39
THEFT FROM VEHICLE	36	28	39	157	187	156	1,004	930	916	74	88
THEFT FROM YARD	15	17	16	72	75	65	402	373	396	29	6
THEFT FROM BLDG	21	21	24	100	107	94	548	556	522	-8	26
OTHER LARCENY	2	1	3	18	18	13	115	64	70	51	45
AUTO THEFT	22	19	18	83	95	73	448	417	458	31	-10
TOTAL PROPERTY	143	157	170	657	741	678	4028	3933	4043	2%	0%
TOTAL PART I	170	182	193	754	836	774	4580	4515	4519	1%	1%

Statistics are based on UCR criteria, not GA Criminal Code.

Difference from Last Year 65

Statistics are preliminary, based on RMS data at the time prepared, and are subject to change due to late reports, reclassifications, updated locations, etc.

Cell Shading: white is within 0.6 standard deviation of the mean; red is above; green is below.

* Rape Code 11A is the historical definition of rape; Rape Codes 11B and 11C are those moved from Part II to Part I status in accordance with federal mandate.

Citizen Initiated Calls	Ending 06/24/17	Ending 06/17/17	Avg 2016	Ending 06/24/17	Ending 5/20/17	28-Day 2016	YTD 2017	YTD 2016	YTD 2015	Change 16 to 17	Change vs. 2015
Midnight Shift	472	459	534	1976	1981	2136	13445	14332	13397	-887	48
Day Shift	1168	1096	1223	4508	4809	4891	32378	34643	31750	-2265	628
Afternoon Shift	1210	1226	1305	5002	5196	5220	34185	36399	33581	-2214	604
TOTAL CITIZEN CFS	2850	2781	3062	11486	11986	12246	80008	85374	78728	-6.3%	1.6%
53S ShotSpotter Calls	17	7	23	62	58	92	496	655	346	-159	150
Sig 53 Shots Fired Calls	79	53	63	262	201	253	1440	1627	1288	-187	152



Unincorporated Chatham County

Week Ending 06/24/17

PATROL COMMANDER:

MAJOR KERRY THOMAS



	Week Ending 06/24/17	Week Ending 06/17/17	Weekly Avg 2016	28-Day Ending 06/24/17	28-Day Ending 5/20/17	Avg 28-Day 2016	YTD 2017	YTD 2016	YTD 2015	Change 16 to 17	Change vs. 2015
HOMICIDE	0	0	0.1	0	0	0.5	4	4	2	0	2
RAPE (11A) *	0	1	0.1	1	0	0.5	3	5	5	-2	-2
RAPE (11B & 11C) *	0	0	0.3	1	1	1.1	9	5	2	4	7
COMMERCIAL ROBBERY	0	0	0.2	1	0	0.9	3	8	5	-5	-2
STREET ROBBERY	2	1	0.5	5	1	2.1	11	15	11	-4	0
RESIDENTIAL ROBBERY	0	0	0.2	0	0	0.8	2	6	4	-4	-2
AGG ASSAULT w/ GUN	0	0	0.8	0	2	3.2	13	18	8	-5	5
AGG ASSAULT w/o GUN	0	0	0.8	3	1	3.1	17	16	12	1	5
TOTAL VIOLENT	2	2	3.0	11	5	12.2	62	77	49	-19%	27%
COMMERCIAL BURGLARY	0	0	0.7	0	3	2.7	10	20	8	-10	2
RESIDENTIAL BURGLARY	3	4	6.7	19	19	26.7	164	174	143	-10	21
SUDDEN SNATCHING	1	1	0.3	2	0	1.1	3	7	1	-4	2
SHOPLIFTING	3	2	6.1	8	9	24.4	136	153	203	-17	-67
THEFT FROM VEHICLE	5	5	7.1	37	29	28.3	191	168	120	23	71
THEFT FROM YARD	0	3	2.8	8	12	11.1	59	61	67	-2	-8
THEFT FROM BLDG	6	2	3.8	16	17	15.1	118	89	80	29	38
OTHER LARCENY	0	0	0.9	3	4	3.7	32	17	16	15	16
AUTO THEFT	6	3	3.0	16	17	12.2	80	68	48	12	32
TOTAL PROPERTY	24	20	31.3	109	110	125.3	793	757	686	5%	16%
TOTAL PART I	26	22	34.4	120	115	137.5	855	834	735	3%	16%

Statistics are based on UCR criteria, not GA Criminal Code.

Difference from Last Year 21

Statistics are preliminary, based on RMS data at the time prepared, and are subject to change due to late reports, reclassifications, updated locations, etc.

Cell Shading: white is within 0.6 standard deviation of the mean; red is above; green is below.

* Rape Code 11A is the historical definition of rape; Rape Codes 11B and 11C are those moved from Part II to Part I status in accordance with federal mandate.

Shots Fired Calls	Week Ending 06/24/17	Week Ending 06/17/17	Weekly Avg 2016	28-Day Ending 06/24/17	28-Day Ending 5/20/17	Avg 28-Day 2016	YTD 2017	YTD 2016	YTD 2015	Change 16 to 17	Change vs. 2015
53S ShotSpotter Calls	0	0	0.0	0	0	0.0	0	0	0	0	0
Sig 53 Shots Fired Calls	11	13	11.3	44	43	45.1	277	264	258	13	19



City of Savannah Only

Week Ending 06/24/17

PATROL COMMANDER:

MAJOR KERRY THOMAS



	Week Ending 06/24/17	Week Ending 06/17/17	Weekly Avg 2016	28-Day Ending 06/24/17	28-Day Ending 5/20/17	Avg 28-Day 2016	YTD 2017	YTD 2016	YTD 2015	Change 16 to 17	Change vs. 2015
HOMICIDE	1	1	1	3	3	3	16	26	15	-10	1
RAPE (11A) *	2	1	1	7	4	3	24	24	21	0	3
RAPE (11B & 11C) *	0	0	1	0	0	5	21	17	9	4	12
COMMERCIAL ROBBERY	2	1	1	4	8	6	47	40	22	7	25
STREET ROBBERY	4	2	7	13	25	28	105	155	131	-50	-26
RESIDENTIAL ROBBERY	0	1	1	1	0	3	10	18	27	-8	-17
AGG ASSAULT w/ GUN	8	4	5	23	29	18	141	121	123	20	18
AGG ASSAULT w/o GUN	8	13	4	35	21	17	126	104	79	22	47
TOTAL VIOLENT	25	23	21	86	90	83	490	505	427	-3%	15%
COMMERCIAL BURGLARY	5	4	6	16	9	24	77	119	114	-42	-37
RESIDENTIAL BURGLARY	6	18	22	51	68	88	350	464	558	-114	-208
SUDDEN SNATCHING	4	0	2	6	5	7	49	45	38	4	11
SHOPLIFTING	25	42	25	125	146	101	722	611	616	111	106
THEFT FROM VEHICLE	31	23	32	120	158	128	813	762	796	51	17
THEFT FROM YARD	15	14	14	64	63	54	343	312	329	31	14
THEFT FROM BLDG	15	19	20	84	90	79	430	467	442	-37	-12
OTHER LARCENY	2	1	2	15	14	9	83	47	54	36	29
AUTO THEFT	16	16	15	67	78	61	368	349	410	19	-42
TOTAL PROPERTY	119	137	138	548	631	553	3235	3176	3357	2%	-4%
TOTAL PART I	144	160	159	634	721	636	3725	3681	3784	1%	-2%

Difference from Last Year 44

Statistics are based on UCR criteria, not GA Criminal Code.

Statistics are preliminary, based on RMS data at the time prepared, and are subject to change due to late reports, reclassifications, updated locations, etc.

Cell Shading: white is within 0.6 standard deviation of the mean; red is above; green is below.

* Rape Code 11A is the historical definition of rape; Rape Codes 11B and 11C are those moved from Part II to Part I status in accordance with federal mandate.

Shots Fired Calls	Week Ending 06/24/17	Week Ending 06/17/17	Weekly Avg 2016	28-Day Ending 06/24/17	28-Day Ending 5/20/17	Avg 28-Day 2016	YTD 2017	YTD 2016	YTD 2015	Change 16 to 17	Change vs. 2015
53S ShotSpotter Calls	17	7	22.9	62	58	91.7	496	655	346	-159	150
Sig 53 Shots Fired Calls	68	40	52.0	218	158	207.9	1163	1363	1030	-200	133



COMPSTAT WEST CHATHAM PRECINCT Week Ending 06/24/17

PRECINCT COMMANDER:
CAPT. JOHN BEST



	Week Ending 06/24/17	Week Ending 06/17/17	Weekly Avg 2016	28-Day Ending 06/24/17	28-Day Ending 5/20/17	Avg 28-Day 2016	YTD 2017	YTD 2016	YTD 2015	Change 16 to 17	Change vs. 2015
HOMICIDE	0	0	0	0	0	0	2	3	0	-1	2
RAPE (11A) *	0	1	0	1	1	1	4	8	7	-4	-3
RAPE (11B & 11C) *	0	0	0	0	0	1	4	7	1	-3	3
COMMERCIAL ROBBERY	0	0	0	1	1	1	5	10	7	-5	-2
STREET ROBBERY	1	1	1	6	2	3	14	17	13	-3	1
RESIDENTIAL ROBBERY	0	0	0	0	0	1	2	10	5	-8	-3
AGG ASSAULT w/ GUN	2	0	1	4	4	4	22	22	14	0	8
AGG ASSAULT w/o GUN	2	2	1	6	2	4	24	22	19	2	5
TOTAL VIOLENT	5	4	4	18	10	16	77	99	66	-22%	17%
COMMERCIAL BURGLARY	0	1	1	3	5	5	23	32	34	-9	-11
RESIDENTIAL BURGLARY	3	4	6	16	17	22	124	152	135	-28	-11
SUDDEN SNATCHING	1	1	0	2	0	1	5	6	3	-1	2
SHOPLIFTING	5	2	3	13	10	14	80	88	104	-8	-24
THEFT FROM VEHICLE	6	5	7	39	35	29	154	175	143	-21	11
THEFT FROM YARD	5	4	3	18	19	10	78	64	74	14	4
THEFT FROM BLDG	9	2	4	24	22	16	131	81	97	50	34
OTHER LARCENY	0	0	1	2	4	4	25	10	16	15	9
AUTO THEFT	4	3	4	16	20	16	91	83	90	8	1
TOTAL PROPERTY	33	22	29	133	132	118	711	691	696	3%	2%
TOTAL PART I	38	26	33	151	142	134	788	790	762	0%	3%

Difference from Last Year -2

Statistics are based on UCR criteria, not GA Criminal Code.

Statistics are preliminary, based on RMS data at the time prepared, and are subject to change due to late reports, reclassifications, updated locations, etc.

Cell Shading: white is within 0.6 standard deviation of the mean; red is above; green is below.

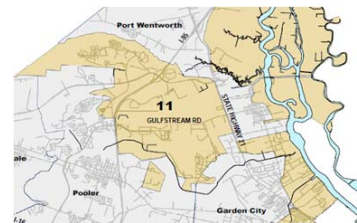
* Rape Code 11A is the historical definition of rape; Rape Codes 11B and 11C are those moved from Part II to Part I status in accordance with federal mandate.

Citizen Initiated Calls	Week Ending 06/24/17	Week Ending 06/17/17	Weekly Avg 2016	28-Day Ending 06/24/17	28-Day Ending 5/20/17	Avg 28-Day 2016	YTD 2017	YTD 2016	YTD 2015	Change 16 to 17	Change vs. 2015
Midnight Shift	128	102	114	486	458	455	2788	2754	2752	34	36
Day Shift	298	285	282	1108	1151	1127	6783	7176	6978	-393	-195
Afternoon Shift	312	301	294	1194	1251	1177	7189	7232	7240	-43	-51
TOTAL CITIZEN CFS	738	738	690	2788	2860	2758	16760	17162	16970	-2.3%	-1.2%
53S ShotSpotter Calls	0	0	0	0	0	0	1	3	1	-2	0
Sig 53 Shots Fired Calls	10	13	10	36	31	38	206	250	207	-44	-1

BEAT 11

West Chatham Precinct

Week Ending 06/24/17



	Last 4 Weeks				28 Days Ending 06/24/17	28 Day Average 2016	YTD 2017	YTD 2016	YTD 2015	Change 16 to 17	Change vs. 2015
	Ending 06/03/17	Ending 06/10/17	Ending 06/17/17	Ending 06/24/17							
HOMICIDE	0	0	0	0	0	0.0	0	0	0	0	0
RAPE (11A) *	0	0	0	0	0	0.1	0	1	1	-1	-1
RAPE (11B & 11C) *	0	0	0	0	0	0.1	1	0	0	1	1
COMMERCIAL ROBBERY	0	0	0	0	0	0.3	1	2	2	-1	-1
STREET ROBBERY	0	0	0	0	0	0.2	2	1	2	1	0
RESIDENTIAL ROBBERY	0	0	0	0	0	0.1	0	0	0	0	0
AGG ASSAULT w/ GUN	0	0	0	0	0	0.1	3	1	1	2	2
AGG ASSAULT w/o GUN	0	0	1	0	1	0.5	3	3	0	0	3
TOTAL VIOLENT	0	0	1	0	1	1.3	10	8	6	25%	67%
COMMERCIAL BURGLARY	1	0	0	0	1	0.4	3	4	5	-1	-2
RESIDENTIAL BURGLARY	1	1	0	0	2	1.1	11	7	10	4	1
SUDDEN SNATCHING	0	0	0	0	0	0.1	0	1	0	-1	0
SHOPLIFTING	0	0	0	0	0	0.2	1	0	1	1	0
THEFT FROM VEHICLE	2	2	1	0	5	3.5	23	18	17	5	6
THEFT FROM YARD	1	1	0	2	4	1.9	16	13	11	3	5
THEFT FROM BLDG	4	2	1	2	9	3.3	35	15	27	20	8
OTHER LARCENY	0	1	0	0	1	0.7	3	3	2	0	1
AUTO THEFT	0	1	0	0	1	2.2	13	12	15	1	-2
TOTAL PROPERTY	9	8	2	4	23	13.4	105	73	88	44%	19%
TOTAL PART I	9	8	3	4	24	14.7	115	81	94	42%	22%

Difference from Last Year 34

Statistics are based on UCR criteria, not GA Criminal Code.

* Rape Code 11A is the historical definition of rape (aka Legacy Rape); Rape Codes 11B and 11C are those moved from Part II to Part I in 2017.

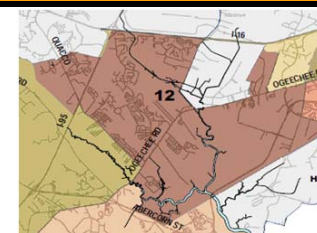
* Rape Code 11A is the historical definition of rape; Rape Codes 11B and 11C are those moved from Part II to Part I status in accordance with federal mandate.

	Week Ending 06/03/17	Week Ending 06/10/17	Week Ending 06/17/17	Week Ending 06/24/17	28 Days Ending 06/24/17	28 Day Average 2016	YTD 2017	YTD 2016	YTD 2015	Change 16 to 17	Change vs. 2015
Shots Fired Calls											
53S ShotSpotter Calls	0	0	0	0	0	0.0	0	0	0	0%	0%
Sig 53 Shots Fired Calls	0	1	0	0	1	1.6	12	6	16	100%	-25%

BEAT 12

West Chatham Precinct

Week Ending 06/24/17



	Last 4 Weeks				28 Days Ending 06/24/17	28 Day Average 2016	YTD 2017	YTD 2016	YTD 2015	Change 16 to 17	Change vs. 2015
	Ending 06/03/17	Ending 06/10/17	Ending 06/17/17	Ending 06/24/17							
HOMICIDE	0	0	0	0	0	0.1	0	1	0	-1	0
RAPE (11A) *	0	0	1	0	1	0.2	1	1	2	0	-1
RAPE (11B & 11C) *	0	0	0	0	0	0.6	0	5	1	-5	-1
COMMERCIAL ROBBERY	0	0	0	0	0	0.3	1	3	1	-2	0
STREET ROBBERY	1	1	0	1	3	0.6	3	5	3	-2	0
RESIDENTIAL ROBBERY	0	0	0	0	0	0.3	0	1	0	-1	0
AGG ASSAULT w/ GUN	0	0	0	0	0	0.7	4	5	0	-1	4
AGG ASSAULT w/o GUN	1	0	0	1	2	0.8	8	3	4	5	4
TOTAL VIOLENT	2	1	1	2	6	3.6	17	24	11	-29%	55%
COMMERCIAL BURGLARY	0	0	0	0	0	0.5	1	4	3	-3	-2
RESIDENTIAL BURGLARY	2	1	1	2	6	7.1	23	57	36	-34	-13
SUDDEN SNATCHING	0	0	0	0	0	0.3	0	2	0	-2	0
SHOPLIFTING	1	0	0	0	1	2.9	12	18	14	-6	-2
THEFT FROM VEHICLE	5	3	0	2	10	8.6	48	49	40	-1	8
THEFT FROM YARD	2	1	0	0	3	2.6	12	15	19	-3	-7
THEFT FROM BLDG	1	0	0	3	4	2.7	24	15	13	9	11
OTHER LARCENY	1	0	0	0	1	0.9	4	3	4	1	0
AUTO THEFT	0	1	0	1	2	4.0	13	22	20	-9	-7
TOTAL PROPERTY	12	6	1	8	27	29.5	137	185	149	-26%	-8%
TOTAL PART I	14	7	2	10	33	33.1	154	209	160	-26%	-4%

Difference from Last Year -55

Statistics are based on UCR criteria, not GA Criminal Code.

* Rape Code 11A is the historical definition of rape (aka Legacy Rape); Rape Codes 11B and 11C are those moved from Part II to Part I in 2017.

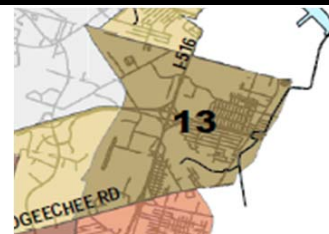
* Rape Code 11A is the historical definition of rape; Rape Codes 11B and 11C are those moved from Part II to Part I status in accordance with federal mandate.

	Week Ending 06/03/17	Week Ending 06/10/17	Week Ending 06/17/17	Week Ending 06/24/17	28 Days Ending 06/24/17	28 Day Average 2016	YTD 2017	YTD 2016	YTD 2015	Change 16 to 17	Change vs. 2015
Shots Fired Calls											
53S ShotSpotter Calls	0	0	0	0	0	0.0	0	0	0	0%	0%
Sig 53 Shots Fired Calls	2	2	1	2	7	6.5	44	40	34	10%	29%

BEAT 13

West Chatham Precinct

Week Ending 06/24/17



	Last 4 Weeks				28 Days Ending 06/24/17	28 Day Average 2016	YTD 2017	YTD 2016	YTD 2015	Change 16 to 17	Change vs. 2015
	Ending 06/03/17	Ending 06/10/17	Ending 06/17/17	Ending 06/24/17							
HOMICIDE	0	0	0	0	0	0.1	1	0	0	1	1
RAPE (11A) *	0	0	0	0	0	0.4	2	3	0	-1	2
RAPE (11B & 11C) *	0	0	0	0	0	0.1	0	0	0	0	0
COMMERCIAL ROBBERY	0	0	0	0	0	0.2	1	1	1	0	0
STREET ROBBERY	1	0	0	0	1	0.8	3	3	2	0	1
RESIDENTIAL ROBBERY	0	0	0	0	0	0.2	1	2	2	-1	-1
AGG ASSAULT w/ GUN	0	0	0	1	1	1.2	5	8	5	-3	0
AGG ASSAULT w/o GUN	0	1	0	0	1	0.8	7	6	5	1	2
TOTAL VIOLENT	1	1	0	1	3	3.6	20	23	15	-13%	33%
COMMERCIAL BURGLARY	0	1	1	0	2	1.1	10	7	12	3	-2
RESIDENTIAL BURGLARY	0	0	0	0	0	3.1	17	18	24	-1	-7
SUDDEN SNATCHING	0	0	0	0	0	0.3	1	0	3	1	-2
SHOPLIFTING	0	1	0	0	1	1.6	12	10	4	2	8
THEFT FROM VEHICLE	0	1	0	2	3	4.2	16	30	25	-14	-9
THEFT FROM YARD	0	0	1	3	4	1.9	11	11	11	0	0
THEFT FROM BLDG	0	0	0	1	1	2.1	12	11	15	1	-3
OTHER LARCENY	0	0	0	0	0	0.1	2	0	2	2	0
AUTO THEFT	0	0	0	1	1	2.7	13	15	18	-2	-5
TOTAL PROPERTY	0	3	2	7	12	17.1	94	102	114	-8%	-18%
TOTAL PART I	1	4	2	8	15	20.7	114	125	129	-9%	-12%

Difference from Last Year -11

Statistics are based on UCR criteria, not GA Criminal Code.

* Rape Code 11A is the historical definition of rape (aka Legacy Rape); Rape Codes 11B and 11C are those moved from Part II to Part I in 2017.

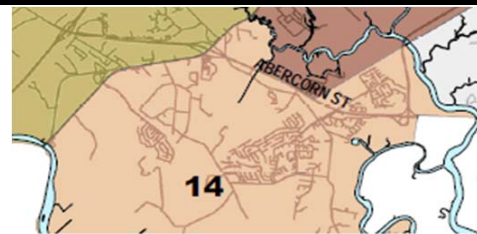
* Rape Code 11A is the historical definition of rape; Rape Codes 11B and 11C are those moved from Part II to Part I status in accordance with federal mandate.

Shots Fired Calls	Week Ending 06/03/17	Week Ending 06/10/17	Week Ending 06/17/17	Week Ending 06/24/17	28 Days Ending 06/24/17	28 Day Average 2016	YTD 2017	YTD 2016	YTD 2017	Change 16 to 17	Change vs. 2015
53S ShotSpotter Calls	0	0	0	0	0	0.2	1	3	0	0%	0%
Sig 53 Shots Fired Calls	3	0	4	3	10	8.6	34	63	41	-46%	-17%

BEAT 14

West Chatham Precinct

Week Ending 06/24/17



	Last 4 Weeks				28 Days Ending 06/24/17	28 Day Average 2016	YTD 2017	YTD 2016	YTD 2015	Change 16 to 17	Change vs. 2015
	Ending 06/03/17	Ending 06/10/17	Ending 06/17/17	Ending 06/24/17							
HOMICIDE	0	0	0	0	0	0.2	0	1	0	-1	0
RAPE (11A) *	0	0	0	0	0	0.0	1	0	3	1	-2
RAPE (11B & 11C) *	0	0	0	0	0	0.2	1	1	0	0	1
COMMERCIAL ROBBERY	0	1	0	0	1	0.2	2	0	0	2	2
STREET ROBBERY	0	0	0	0	0	0.4	2	1	1	1	1
RESIDENTIAL ROBBERY	0	0	0	0	0	0.2	0	1	0	-1	0
AGG ASSAULT w/ GUN	0	0	0	0	0	0.2	2	2	0	0	2
AGG ASSAULT w/o GUN	0	0	1	0	1	0.5	1	3	1	-2	0
TOTAL VIOLENT	0	1	1	0	2	1.6	9	9	5	0%	80%
COMMERCIAL BURGLARY	0	0	0	0	0	0.9	2	5	4	-3	-2
RESIDENTIAL BURGLARY	0	1	2	1	4	4.0	40	27	16	13	24
SUDDEN SNATCHING	0	0	0	0	0	0.1	0	1	0	-1	0
SHOPLIFTING	0	0	0	0	0	0.7	8	6	3	2	5
THEFT FROM VEHICLE	5	2	1	0	8	3.7	31	18	25	13	6
THEFT FROM YARD	1	1	0	0	2	1.6	13	11	11	2	2
THEFT FROM BLDG	0	0	1	2	3	1.8	20	9	16	11	4
OTHER LARCENY	0	0	0	0	0	1.2	9	2	5	7	4
AUTO THEFT	2	1	1	0	4	2.6	13	11	15	2	-2
TOTAL PROPERTY	8	5	5	3	21	16.5	136	90	95	51%	43%
TOTAL PART I	8	6	6	3	23	18.1	145	99	100	46%	45%

Difference from Last Year 46

Statistics are based on UCR criteria, not GA Criminal Code.

* Rape Code 11A is the historical definition of rape (aka Legacy Rape); Rape Codes 11B and 11C are those moved from Part II to Part I in 2017.

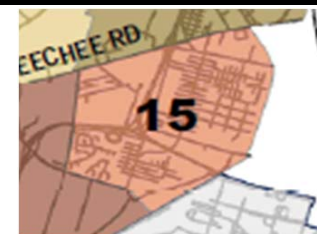
* Rape Code 11A is the historical definition of rape; Rape Codes 11B and 11C are those moved from Part II to Part I status in accordance with federal mandate.

	Week Ending 06/03/17	Week Ending 06/10/17	Week Ending 06/17/17	Week Ending 06/24/17	28 Days Ending 06/24/17	28 Day Average 2016	YTD 2017	YTD 2016	YTD 2015	Change 16 to 17	Change vs. 2015
Shots Fired Calls											
53S ShotSpotter Calls	0	0	0	0	0	0.0	0	0	1	0%	0%
Sig 53 Shots Fired Calls	4	0	8	2	14	7.4	53	57	42	-7%	26%

BEAT 15

West Chatham Precinct

Week Ending 06/24/17



	Last 4 Weeks				28 Days Ending 06/24/17	28 Day Average 2016	YTD 2017	YTD 2016	YTD 2015	Change 16 to 17	Change vs. 2015
	Ending 06/03/17	Ending 06/10/17	Ending 06/17/17	Ending 06/24/17							
HOMICIDE	0	0	0	0	0	0.2	0	1	0	-1	0
RAPE (11A) *	0	0	0	0	0	0.2	0	2	1	-2	-1
RAPE (11B & 11C) *	0	0	0	0	0	0.4	0	1	0	-1	0
COMMERCIAL ROBBERY	0	0	0	0	0	0.5	0	3	0	-3	0
STREET ROBBERY	1	0	1	0	2	0.7	3	3	4	0	-1
RESIDENTIAL ROBBERY	0	0	0	0	0	0.3	0	3	1	-3	-1
AGG ASSAULT w/ GUN	0	2	0	1	3	0.9	7	4	8	3	-1
AGG ASSAULT w/o GUN	0	0	0	0	0	0.9	0	5	4	-5	-4
TOTAL VIOLENT	1	2	1	1	5	4.0	10	22	18	-55%	-44%
COMMERCIAL BURGLARY	0	0	0	0	0	1.3	3	6	9	-3	-6
RESIDENTIAL BURGLARY	1	0	1	0	2	3.9	23	27	27	-4	-4
SUDDEN SNATCHING	0	0	0	1	1	0.2	2	2	0	0	2
SHOPLIFTING	1	0	0	2	3	1.5	6	13	1	-7	5
THEFT FROM VEHICLE	0	1	0	2	3	2.9	17	21	13	-4	4
THEFT FROM YARD	0	0	0	0	0	1.0	11	7	6	4	5
THEFT FROM BLDG	1	1	0	0	2	2.2	13	12	6	1	7
OTHER LARCENY	0	0	0	0	0	0.3	3	2	0	1	3
AUTO THEFT	0	0	0	1	1	1.9	14	11	13	3	1
TOTAL PROPERTY	3	2	1	6	12	15.2	92	101	75	-9%	23%
TOTAL PART I	4	4	2	7	17	19.2	102	123	93	-17%	10%

Difference from Last Year -21

Statistics are based on UCR criteria, not GA Criminal Code.

* Rape Code 11A is the historical definition of rape (aka Legacy Rape); Rape Codes 11B and 11C are those moved from Part II to Part I in 2017.

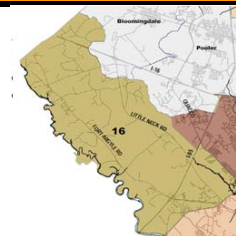
* Rape Code 11A is the historical definition of rape; Rape Codes 11B and 11C are those moved from Part II to Part I status in accordance with federal mandate.

	Week Ending 06/03/17	Week Ending 06/10/17	Week Ending 06/17/17	Week Ending 06/24/17	28 Days Ending 06/24/17	28 Day Average 2016	YTD 2017	YTD 2016	YTD 2015	Change 16 to 17	Change vs. 2015
Shots Fired Calls											
53S ShotSpotter Calls	0	0	0	0	0	0.0	0	0	0	0%	0%
Sig 53 Shots Fired Calls	0	0	0	2	2	8.2	36	52	52	-31%	-31%

BEAT 16

West Chatham Precinct

Week Ending 06/24/17



	Last 4 Weeks				28 Days Ending 06/24/17	28 Day Average 2016	YTD 2017	YTD 2016	YTD 2015	Change 16 to 17	Change vs. 2015
	Ending 06/03/17	Ending 06/10/17	Ending 06/17/17	Ending 06/24/17							
HOMICIDE	0	0	0	0	0	0.0	1	0	0	1	1
RAPE (11A) *	0	0	0	0	0	0.2	0	1	0	-1	0
RAPE (11B & 11C) *	0	0	0	0	0	0.0	2	0	0	2	2
COMMERCIAL ROBBERY	0	0	0	0	0	0.1	0	1	3	-1	-3
STREET ROBBERY	0	0	0	0	0	0.4	1	4	1	-3	0
RESIDENTIAL ROBBERY	0	0	0	0	0	0.4	1	3	2	-2	-1
AGG ASSAULT w/ GUN	0	0	0	0	0	0.5	1	2	0	-1	1
AGG ASSAULT w/o GUN	0	0	0	1	1	0.5	5	2	5	3	0
TOTAL VIOLENT	0	0	0	1	1	1.9	11	13	11	-15%	0%
COMMERCIAL BURGLARY	0	0	0	0	0	0.9	4	6	1	-2	3
RESIDENTIAL BURGLARY	1	1	0	0	2	3.1	10	16	22	-6	-12
SUDDEN SNATCHING	0	0	1	0	1	0.1	2	0	0	2	2
SHOPLIFTING	1	2	2	3	8	7.0	41	41	81	0	-40
THEFT FROM VEHICLE	5	2	3	0	10	6.3	19	39	23	-20	-4
THEFT FROM YARD	1	1	3	0	5	1.4	15	7	16	8	-1
THEFT FROM BLDG	1	3	0	1	5	3.7	27	19	20	8	7
OTHER LARCENY	0	0	0	0	0	0.5	4	0	3	4	1
AUTO THEFT	2	2	2	1	7	3.0	25	12	9	13	16
TOTAL PROPERTY	11	11	11	5	38	25.9	147	140	175	5%	-16%
TOTAL PART I	11	11	11	6	39	27.8	158	153	186	3%	-15%

Difference from Last Year 5

Statistics are based on UCR criteria, not GA Criminal Code.

* Rape Code 11A is the historical definition of rape (aka Legacy Rape); Rape Codes 11B and 11C are those moved from Part II to Part I in 2017.

* Rape Code 11A is the historical definition of rape; Rape Codes 11B and 11C are those moved from Part II to Part I status in accordance with federal mandate.

	Week Ending 06/03/17	Week Ending 06/10/17	Week Ending 06/17/17	Week Ending 06/24/17	28 Days Ending 06/24/17	28 Day Average 2016	YTD 2017	YTD 2016	YTD 2015	Change 16 to 17	Change vs. 2015
Shots Fired Calls											
53S ShotSpotter Calls	0	0	0	0	0	0.0	0	0	0	0%	0%
Sig 53 Shots Fired Calls	1	0	0	1	2	6.1	27	32	22	-16%	23%



COMPSTAT DOWNTOWN PRECINCT Week Ending 06/24/17

PRECINCT COMMANDER:
CAPT. JOY GELLATLY



	Week Ending 06/24/17	Week Ending 06/17/17	Weekly Avg 2016	28-Day Ending 06/24/17	28-Day Ending 5/20/17	Avg 28-Day 2016	YTD 2017	YTD 2016	YTD 2015	Change 16 to 17	Change vs. 2015
HOMICIDE	0	0	0	0	0	0	3	3	1	0	2
RAPE (11A) *	1	0	0	2	1	1	7	3	7	4	0
RAPE (11B & 11C) *	0	0	0	0	0	1	6	4	2	2	4
COMMERCIAL ROBBERY	0	0	0	0	1	1	2	4	3	-2	-1
STREET ROBBERY	0	1	3	3	7	13	45	74	46	-29	-1
RESIDENTIAL ROBBERY	0	1	0	1	0	0	2	3	6	-1	-4
AGG ASSAULT w/ GUN	0	0	1	2	5	6	28	36	21	-8	7
AGG ASSAULT w/o GUN	1	7	1	12	6	5	40	27	17	13	23
TOTAL VIOLENT	2	9	7	20	20	27	133	154	103	-14%	29%
COMMERCIAL BURGLARY	2	1	1	4	5	5	21	22	10	-1	11
RESIDENTIAL BURGLARY	1	2	3	4	5	11	35	64	63	-29	-28
SUDDEN SNATCHING	2	0	1	4	3	4	26	25	18	1	8
SHOPLIFTING	5	11	5	28	19	19	117	94	105	23	12
THEFT FROM VEHICLE	6	7	11	26	29	42	205	254	176	-49	29
THEFT FROM YARD	3	3	4	19	18	16	113	95	89	18	24
THEFT FROM BLDG	2	3	5	17	23	21	117	134	108	-17	9
OTHER LARCENY	0	0	1	1	2	2	16	15	10	1	6
AUTO THEFT	2	5	4	16	14	16	86	91	86	-5	0
TOTAL PROPERTY	23	32	34	119	118	136	736	794	665	-7%	11%
TOTAL PART I	25	41	41	139	138	163	869	948	768	-8%	13%

Statistics are based on UCR criteria, not GA Criminal Code.

Difference from Last Year -79

Statistics are preliminary, based on RMS data at the time prepared, and are subject to change due to late reports, reclassifications, updated locations, etc.

Cell Shading: white is within 0.6 standard deviation of the mean; red is above; green is below.

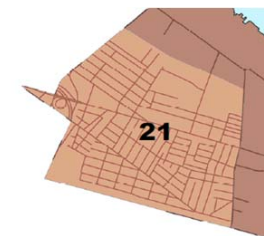
* Rape Code 11A is the historical definition of rape; Rape Codes 11B and 11C are those moved from Part II to Part I status in accordance with federal mandate.

Citizen Initiated Calls	Week Ending 06/24/17	Week Ending 06/17/17	Weekly Avg 2016	28-Day Ending 06/24/17	28-Day Ending 5/20/17	Avg 28-Day 2016	YTD 2017	YTD 2016	YTD 2015	Change 16 to 17	Change vs. 2015
Midnight Shift	92	90	121	419	449	484	2757	2885	2859	-128	-102
Day Shift	206	221	233	879	892	931	5263	5513	5552	-250	-289
Afternoon Shift	216	216	252	884	1017	1010	5763	5972	6008	-209	-245
TOTAL CITIZEN CFS	514	527	606	2182	2358	2425	13783	14370	14419	-4.1%	-4.4%
53S ShotSpotter Calls	3	4	8	19	10	30	113	211	102	-98	11
Sig 53 Shots Fired Calls	10	4	11	36	40	43	219	285	173	-66	46

BEAT 21

Downtown Precinct

Week Ending 06/24/17



	Last 4 Weeks				28 Days Ending 06/24/17	28 Day Average 2016	YTD 2017	YTD 2016	YTD 2015	Change 16 to 17	Change vs. 2015
	Ending 06/03/17	Ending 06/10/17	Ending 06/17/17	Ending 06/24/17							
HOMICIDE	0	0	0	0	0	0.2	0	2	0	-2	0
RAPE (11A) *	0	0	0	0	0	0.1	1	0	1	1	0
RAPE (11B & 11C) *	0	0	0	0	0	0.1	1	0	1	1	0
COMMERCIAL ROBBERY	0	0	0	0	0	0.3	0	3	0	-3	0
STREET ROBBERY	0	0	0	0	0	0.7	5	6	6	-1	-1
RESIDENTIAL ROBBERY	0	0	0	0	0	0.1	0	0	3	0	-3
AGG ASSAULT w/ GUN	0	0	0	0	0	1.1	15	8	7	7	8
AGG ASSAULT w/o GUN	1	0	0	0	1	1.4	6	8	6	-2	0
TOTAL VIOLENT	1	0	0	0	1	3.9	28	27	24	4%	17%
COMMERCIAL BURGLARY	0	0	1	0	1	0.7	3	1	1	2	2
RESIDENTIAL BURGLARY	0	0	0	1	1	1.9	8	11	22	-3	-14
SUDDEN SNATCHING	0	0	0	0	0	0.1	0	1	0	-1	0
SHOPLIFTING	0	1	2	2	5	2.1	18	8	13	10	5
THEFT FROM VEHICLE	1	0	1	1	3	2.5	14	12	30	2	-16
THEFT FROM YARD	1	1	0	0	2	1.7	6	8	4	-2	2
THEFT FROM BLDG	1	0	1	0	2	2.0	10	12	14	-2	-4
OTHER LARCENY	0	0	0	0	0	0.2	1	1	1	0	0
AUTO THEFT	1	0	0	0	1	2.5	13	18	15	-5	-2
TOTAL PROPERTY	4	2	5	4	15	13.6	73	72	100	1%	-27%
TOTAL PART I	5	2	5	4	16	17.5	101	99	124	2%	-19%

Difference from Last Year 2

Statistics are based on UCR criteria, not GA Criminal Code.

* Rape Code 11A is the historical definition of rape (aka Legacy Rape); Rape Codes 11B and 11C are those moved from Part II to Part I in 2017.

* Rape Code 11A is the historical definition of rape; Rape Codes 11B and 11C are those moved from Part II to Part I status in accordance with federal mandate.

Shots Fired Calls	Week Ending 06/03/17	Week Ending 06/10/17	Week Ending 06/17/17	Week Ending 06/24/17	28 Days Ending 06/24/17	28 Day Average 2016	YTD 2017	YTD 2016	YTD 2015	Change 16 to 17	Change vs. 2015
53S ShotSpotter Calls	0	0	0	0	0	0.0	0	0	0	0%	0%
Sig 53 Shots Fired Calls	5	1	1	1	8	9.3	53	57	39	-7%	36%

BEAT 22

Downtown Precinct

Week Ending 06/24/17



	Last 4 Weeks				28 Days Ending 06/24/17	28 Day Average 2016	YTD 2017	YTD 2016	YTD 2015	Change 16 to 17	Change vs. 2015
	Ending 06/03/17	Ending 06/10/17	Ending 06/17/17	Ending 06/24/17							
HOMICIDE	0	0	0	0	0	0.0	0	0	0	0	0
RAPE (11A) *	1	0	0	1	2	0.4	4	1	4	3	0
RAPE (11B & 11C) *	0	0	0	0	0	0.2	1	1	0	0	1
COMMERCIAL ROBBERY	0	0	0	0	0	0.1	0	0	0	0	0
STREET ROBBERY	0	0	0	0	0	3.4	4	10	12	-6	-8
RESIDENTIAL ROBBERY	0	0	0	0	0	0.0	0	0	0	0	0
AGG ASSAULT w/ GUN	0	0	0	0	0	0.6	2	2	1	0	1
AGG ASSAULT w/o GUN	1	1	2	0	4	0.9	8	5	1	3	7
TOTAL VIOLENT	2	1	2	1	6	5.6	19	19	18	0%	6%
COMMERCIAL BURGLARY	0	0	0	1	1	0.8	9	5	4	4	5
RESIDENTIAL BURGLARY	0	0	0	0	0	0.5	0	6	0	-6	0
SUDDEN SNATCHING	2	0	0	0	2	2.9	18	16	10	2	8
SHOPLIFTING	1	0	2	2	5	3.0	23	25	9	-2	14
THEFT FROM VEHICLE	0	0	1	2	3	10.9	32	65	26	-33	6
THEFT FROM YARD	2	0	0	2	4	3.1	28	21	17	7	11
THEFT FROM BLDG	5	3	2	0	10	8.0	46	49	34	-3	12
OTHER LARCENY	0	0	0	0	0	0.4	3	3	0	0	3
AUTO THEFT	0	1	1	1	3	3.1	12	17	8	-5	4
TOTAL PROPERTY	10	4	6	8	28	32.7	171	207	108	-17%	58%
TOTAL PART I	12	5	8	9	34	38.3	190	226	126	-16%	51%

Difference from Last Year -36

Statistics are based on UCR criteria, not GA Criminal Code.

* Rape Code 11A is the historical definition of rape (aka Legacy Rape); Rape Codes 11B and 11C are those moved from Part II to Part I in 2017.

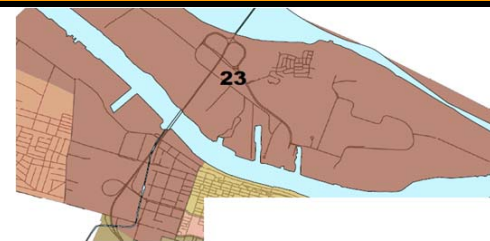
* Rape Code 11A is the historical definition of rape; Rape Codes 11B and 11C are those moved from Part II to Part I status in accordance with federal mandate.

Shots Fired Calls	Week Ending 06/03/17	Week Ending 06/10/17	Week Ending 06/17/17	Week Ending 06/24/17	28 Days Ending 06/24/17	28 Day Average 2016	YTD 2017	YTD 2016	YTD 2015	Change 16 to 17	Change vs. 2015
53S ShotSpotter Calls	0	0	0	0	0	1.2	5	6	3	0%	0%
Sig 53 Shots Fired Calls	0	0	1	1	2	1.8	12	12	11	0%	9%

BEAT 23

Downtown Precinct

Week Ending 06/24/17



	Last 4 Weeks				28 Days Ending 06/24/17	28 Day Average 2016	YTD 2017	YTD 2016	YTD 2015	Change 16 to 17	Change vs. 2015
	Ending 06/03/17	Ending 06/10/17	Ending 06/17/17	Ending 06/24/17							
HOMICIDE	0	0	0	0	0	0.0	2	0	0	2	2
RAPE (11A) *	0	0	0	0	0	0.1	1	1	1	0	0
RAPE (11B & 11C) *	0	0	0	0	0	0.0	2	0	0	2	2
COMMERCIAL ROBBERY	0	0	0	0	0	0.0	0	0	0	0	0
STREET ROBBERY	0	0	0	0	0	1.7	3	9	7	-6	-4
RESIDENTIAL ROBBERY	0	0	0	0	0	0.2	0	1	1	-1	-1
AGG ASSAULT w/ GUN	0	0	0	0	0	0.6	1	2	3	-1	-2
AGG ASSAULT w/o GUN	0	0	1	0	1	0.8	6	6	2	0	4
TOTAL VIOLENT	0	0	1	0	1	3.3	15	19	14	-21%	7%
COMMERCIAL BURGLARY	0	0	0	0	0	0.1	1	0	0	1	1
RESIDENTIAL BURGLARY	0	0	0	0	0	1.3	3	4	5	-1	-2
SUDDEN SNATCHING	0	0	0	2	2	0.4	4	2	2	2	2
SHOPLIFTING	1	0	0	0	1	2.0	8	10	11	-2	-3
THEFT FROM VEHICLE	1	2	2	1	6	4.4	25	33	18	-8	7
THEFT FROM YARD	0	0	0	0	0	1.7	4	6	6	-2	-2
THEFT FROM BLDG	1	0	0	1	2	3.1	17	22	15	-5	2
OTHER LARCENY	0	0	0	0	0	0.3	1	0	0	1	1
AUTO THEFT	0	1	0	0	1	2.0	4	12	8	-8	-4
TOTAL PROPERTY	3	3	2	4	12	15.3	67	89	65	-25%	3%
TOTAL PART I	3	3	3	4	13	18.6	82	108	79	-24%	4%

Difference from Last Year -26

Statistics are based on UCR criteria, not GA Criminal Code.

* Rape Code 11A is the historical definition of rape (aka Legacy Rape); Rape Codes 11B and 11C are those moved from Part II to Part I in 2017.

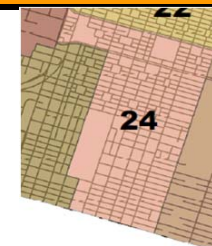
* Rape Code 11A is the historical definition of rape; Rape Codes 11B and 11C are those moved from Part II to Part I status in accordance with federal mandate.

Shots Fired Calls	Week Ending 06/03/17	Week Ending 06/10/17	Week Ending 06/17/17	Week Ending 06/24/17	28 Days Ending 06/24/17	28 Day Average 2016	YTD 2017	YTD 2016	YTD 2015	Change 16 to 17	Change vs. 2015
53S ShotSpotter Calls	1	0	2	0	3	3.5	18	24	20	0%	0%
Sig 53 Shots Fired Calls	0	2	0	0	2	3.5	13	21	21	-38%	-38%

BEAT 24

Downtown Precinct

Week Ending 06/24/17



	Last 4 Weeks				28 Days Ending 06/24/17	28 Day Average 2016	YTD 2017	YTD 2016	YTD 2015	Change 16 to 17	Change vs. 2015
	Ending 06/03/17	Ending 06/10/17	Ending 06/17/17	Ending 06/24/17							
HOMICIDE	0	0	0	0	0	0.1	0	0	0	0	0
RAPE (11A) *	0	0	0	0	0	0.2	1	0	1	1	0
RAPE (11B & 11C) *	0	0	0	0	0	0.2	0	0	0	0	0
COMMERCIAL ROBBERY	0	0	0	0	0	0.1	1	0	1	1	0
STREET ROBBERY	0	0	1	0	1	3.1	12	16	8	-4	4
RESIDENTIAL ROBBERY	0	0	0	0	0	0.2	0	1	1	-1	-1
AGG ASSAULT w/ GUN	0	1	0	0	1	0.1	2	0	1	2	1
AGG ASSAULT w/o GUN	0	0	1	0	1	0.5	3	1	2	2	1
TOTAL VIOLENT	0	1	2	0	3	4.3	19	18	14	6%	36%
COMMERCIAL BURGLARY	0	0	0	0	0	0.5	2	1	1	1	1
RESIDENTIAL BURGLARY	0	0	0	0	0	1.5	5	7	8	-2	-3
SUDDEN SNATCHING	0	0	0	0	0	0.5	1	5	5	-4	-4
SHOPLIFTING	2	3	5	0	10	5.0	27	25	56	2	-29
THEFT FROM VEHICLE	1	2	3	0	6	10.3	61	73	53	-12	8
THEFT FROM YARD	2	1	2	0	5	5.1	38	32	37	6	1
THEFT FROM BLDG	0	0	0	0	0	3.7	18	25	21	-7	-3
OTHER LARCENY	0	1	0	0	1	0.8	6	5	7	1	-1
AUTO THEFT	2	0	1	0	3	3.3	23	13	17	10	6
TOTAL PROPERTY	7	7	11	0	25	30.7	181	186	205	-3%	-12%
TOTAL PART I	7	8	13	0	28	35.0	200	204	219	-2%	-9%

Difference from Last Year -4

Statistics are based on UCR criteria, not GA Criminal Code.

* Rape Code 11A is the historical definition of rape (aka Legacy Rape); Rape Codes 11B and 11C are those moved from Part II to Part I in 2017.

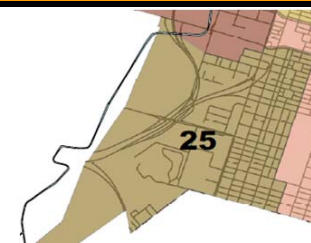
* Rape Code 11A is the historical definition of rape; Rape Codes 11B and 11C are those moved from Part II to Part I status in accordance with federal mandate.

Shots Fired Calls	Week Ending 06/03/17	Week Ending 06/10/17	Week Ending 06/17/17	Week Ending 06/24/17	28 Days Ending 06/24/17	28 Day Average 2016	YTD 2017	YTD 2016	YTD 2015	Change 16 to 17	Change vs. 2015
53S ShotSpotter Calls	0	2	1	0	3	3.8	16	29	11	0%	0%
Sig 53 Shots Fired Calls	2	2	0	0	4	8.8	41	65	24	-37%	71%

BEAT 25

Downtown Precinct

Week Ending 06/24/17



	Last 4 Weeks				28 Days Ending 06/24/17	28 Day Average 2016	YTD 2017	YTD 2016	YTD 2015	Change 16 to 17	Change vs. 2015
	Ending 06/03/17	Ending 06/10/17	Ending 06/17/17	Ending 06/24/17							
HOMICIDE	0	0	0	0	0	0.0	0	0	1	0	-1
RAPE (11A) *	0	0	0	0	0	0.1	0	1	0	-1	0
RAPE (11B & 11C) *	0	0	0	0	0	0.2	0	2	0	-2	0
COMMERCIAL ROBBERY	0	0	0	0	0	0.1	1	1	2	0	-1
STREET ROBBERY	1	0	0	0	1	2.4	12	18	7	-6	5
RESIDENTIAL ROBBERY	0	0	0	0	0	0.0	0	0	0	0	0
AGG ASSAULT w/ GUN	1	0	0	0	1	0.9	4	4	7	0	-3
AGG ASSAULT w/o GUN	0	0	0	0	0	0.8	4	3	1	1	3
TOTAL VIOLENT	2	0	0	0	2	4.5	21	29	18	-28%	17%
COMMERCIAL BURGLARY	0	1	0	1	2	1.6	4	10	3	-6	1
RESIDENTIAL BURGLARY	0	0	0	0	0	1.7	3	13	9	-10	-6
SUDDEN SNATCHING	0	0	0	0	0	0.2	2	1	0	1	2
SHOPLIFTING	2	1	2	1	6	4.0	33	13	9	20	24
THEFT FROM VEHICLE	1	2	0	0	3	9.5	40	55	28	-15	12
THEFT FROM YARD	1	2	1	1	5	2.3	22	16	10	6	12
THEFT FROM BLDG	0	1	0	1	2	2.3	18	11	14	7	4
OTHER LARCENY	0	0	0	0	0	0.3	1	3	2	-2	-1
AUTO THEFT	2	2	1	1	6	3.2	24	20	19	4	5
TOTAL PROPERTY	6	9	4	5	24	25.0	147	142	94	4%	56%
TOTAL PART I	8	9	4	5	26	29.5	168	171	112	-2%	50%

Difference from Last Year -3

Statistics are based on UCR criteria, not GA Criminal Code.

* Rape Code 11A is the historical definition of rape (aka Legacy Rape); Rape Codes 11B and 11C are those moved from Part II to Part I in 2017.

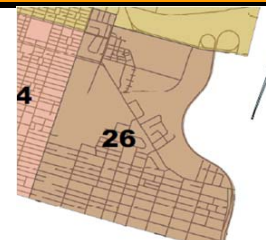
* Rape Code 11A is the historical definition of rape; Rape Codes 11B and 11C are those moved from Part II to Part I status in accordance with federal mandate.

	Week Ending 06/03/17	Week Ending 06/10/17	Week Ending 06/17/17	Week Ending 06/24/17	28 Days Ending 06/24/17	28 Day Average 2016	YTD 2017	YTD 2016	YTD 2015	Change 16 to 17	Change vs. 2015
Shots Fired Calls											
53S ShotSpotter Calls	1	0	0	1	2	6.3	24	42	28	0%	0%
Sig 53 Shots Fired Calls	2	0	0	3	5	6.4	27	55	28	-51%	-4%

BEAT 26

Downtown Precinct

Week Ending 06/24/17



	Last 4 Weeks				28 Days Ending 06/24/17	28 Day Average 2016	YTD 2017	YTD 2016	YTD 2015	Change 16 to 17	Change vs. 2015
	Ending 06/03/17	Ending 06/10/17	Ending 06/17/17	Ending 06/24/17							
HOMICIDE	0	0	0	0	0	0.2	1	1	0	0	1
RAPE (11A) *	0	0	0	0	0	0.1	0	0	0	0	0
RAPE (11B & 11C) *	0	0	0	0	0	0.5	2	1	1	1	1
COMMERCIAL ROBBERY	0	0	0	0	0	0.0	0	0	0	0	0
STREET ROBBERY	0	1	0	0	1	1.7	9	15	6	-6	3
RESIDENTIAL ROBBERY	0	0	1	0	1	0.1	2	1	1	1	1
AGG ASSAULT w/ GUN	0	0	0	0	0	2.3	4	20	2	-16	2
AGG ASSAULT w/o GUN	1	0	3	1	5	1.1	13	4	5	9	8
TOTAL VIOLENT	1	1	4	1	7	5.9	31	42	15	-26%	107%
COMMERCIAL BURGLARY	0	0	0	0	0	1.3	2	5	1	-3	1
RESIDENTIAL BURGLARY	1	0	2	0	3	4.1	16	23	19	-7	-3
SUDDEN SNATCHING	0	0	0	0	0	0.0	1	0	1	1	0
SHOPLIFTING	0	1	0	0	1	2.4	8	13	7	-5	1
THEFT FROM VEHICLE	3	0	0	2	5	4.6	33	16	21	17	12
THEFT FROM YARD	2	1	0	0	3	1.7	15	12	15	3	0
THEFT FROM BLDG	1	0	0	0	1	1.9	8	15	10	-7	-2
OTHER LARCENY	0	0	0	0	0	0.5	4	3	0	1	4
AUTO THEFT	0	0	2	0	2	2.1	10	11	19	-1	-9
TOTAL PROPERTY	7	2	4	2	15	18.7	97	98	93	-1%	4%
TOTAL PART I	8	3	8	3	22	24.6	128	140	108	-9%	19%

Difference from Last Year -12

Statistics are based on UCR criteria, not GA Criminal Code.

* Rape Code 11A is the historical definition of rape (aka Legacy Rape); Rape Codes 11B and 11C are those moved from Part II to Part I in 2017.

* Rape Code 11A is the historical definition of rape; Rape Codes 11B and 11C are those moved from Part II to Part I status in accordance with federal mandate.

Shots Fired Calls	Week Ending 06/03/17	Week Ending 06/10/17	Week Ending 06/17/17	Week Ending 06/24/17	28 Days Ending 06/24/17	28 Day Average 2016	YTD 2017	YTD 2016	YTD 2015	Change 16 to 17	Change vs. 2015
53S ShotSpotter Calls	5	3	1	2	11	15.6	50	110	40	0%	0%
Sig 53 Shots Fired Calls	6	2	2	5	15	13.3	73	75	50	-3%	46%



COMPSTAT CENTRAL PRECINCT Week Ending 06/24/17

PRECINCT COMMANDER:
CAPT. BEN HERRON



	Week Ending 06/24/17	Week Ending 06/17/17	Weekly Avg 2016	28-Day Ending 06/24/17	28-Day Ending 5/20/17	Avg 28-Day 2016	YTD 2017	YTD 2016	YTD 2015	Change 16 to 17	Change vs. 2015
HOMICIDE	1	0	0	2	1	2	7	14	8	-7	-1
RAPE (11A) *	0	0	0	3	2	1	10	6	3	4	7
RAPE (11B & 11C) *	0	0	0	0	0	1	6	3	4	3	2
COMMERCIAL ROBBERY	0	0	0	1	2	1	9	10	3	-1	6
STREET ROBBERY	2	1	2	4	8	8	27	39	40	-12	-13
RESIDENTIAL ROBBERY	0	0	0	0	0	1	4	7	5	-3	-1
AGG ASSAULT w/ GUN	4	3	1	10	10	5	55	29	48	26	7
AGG ASSAULT w/o GUN	2	2	1	6	11	4	39	27	24	12	15
TOTAL VIOLENT	9	6	6	26	34	23	157	135	135	16%	16%
COMMERCIAL BURGLARY	2	2	2	7	1	8	17	37	40	-20	-23
RESIDENTIAL BURGLARY	2	8	7	15	18	30	100	119	211	-19	-111
SUDDEN SNATCHING	2	0	0	2	0	1	13	10	6	3	7
SHOPLIFTING	3	4	3	16	27	13	118	71	46	47	72
THEFT FROM VEHICLE	6	6	9	31	33	35	222	202	292	20	-70
THEFT FROM YARD	5	8	4	25	16	17	114	104	96	10	18
THEFT FROM BLDG	3	5	6	18	22	23	84	141	92	-57	-8
OTHER LARCENY	2	0	0	5	3	2	25	9	20	16	5
AUTO THEFT	7	6	4	23	30	18	113	105	131	8	-18
TOTAL PROPERTY	32	39	37	142	150	146	806	798	934	1%	-14%
TOTAL PART I	41	45	42	168	184	169	963	933	1069	3%	-10%

Statistics are based on UCR criteria, not GA Criminal Code.

Difference from Last Year 30

Statistics are preliminary, based on RMS data at the time prepared, and are subject to change due to late reports, reclassifications, updated locations, etc.

Cell Shading: white is within 0.6 standard deviation of the mean; red is above; green is below.

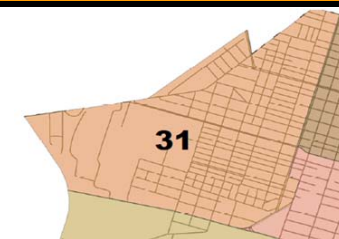
* Rape Code 11A is the historical definition of rape; Rape Codes 11B and 11C are those moved from Part II to Part I status in accordance with federal mandate.

Citizen Initiated Calls	Week Ending 06/24/17	Week Ending 06/17/17	Weekly Avg 2015	28-Day Ending 06/24/17	28-Day Ending 5/20/17	Avg 28-Day 2016	YTD 2017	YTD 2016	YTD 2015	Change 16 to 17	Change vs. 2015
Midnight Shift	93	106	126	416	480	503	2706	3088	2994	-382	-288
Day Shift	234	214	271	943	1027	1085	6063	6442	6486	-379	-423
Afternoon Shift	264	281	294	1126	1166	1176	6677	7054	7021	-377	-344
TOTAL CITIZEN CFS	591	601	691	2485	2673	2764	15446	16584	16501	-6.9%	-6.4%
53S ShotSpotter Calls	3	3	12	29	41	49	317	362	213	-45	104
Sig 53 Shots Fired Calls	27	13	19	75	65	74	478	476	421	2	57

BEAT 31

Central Precinct

Week Ending 06/24/17



	Last 4 Weeks				28 Days Ending 06/24/17	28 Day Average 2016	YTD 2017	YTD 2016	YTD 2015	Change 16 to 17	Change vs. 2015
	Ending 06/03/17	Ending 06/10/17	Ending 06/17/17	Ending 06/24/17							
HOMICIDE	0	1	0	1	2	0.2	2	1	2	1	0
RAPE (11A) *	1	0	0	0	1	0.0	4	0	1	4	3
RAPE (11B & 11C) *	0	0	0	0	0	0.2	0	1	0	-1	0
COMMERCIAL ROBBERY	0	0	0	0	0	0.1	0	1	0	-1	0
STREET ROBBERY	0	0	0	0	0	0.8	3	2	10	1	-7
RESIDENTIAL ROBBERY	0	0	0	0	0	0.2	2	2	2	0	0
AGG ASSAULT w/ GUN	2	0	1	0	3	1.5	16	9	16	7	0
AGG ASSAULT w/o GUN	0	0	1	0	1	0.8	14	7	4	7	10
TOTAL VIOLENT	3	1	2	1	7	4.0	41	23	35	78%	17%
COMMERCIAL BURGLARY	0	0	2	0	2	0.5	4	3	6	1	-2
RESIDENTIAL BURGLARY	1	3	4	0	8	6.0	46	26	45	20	1
SUDDEN SNATCHING	0	0	0	1	1	0.3	5	3	1	2	4
SHOPLIFTING	0	2	0	1	3	0.5	3	2	0	1	3
THEFT FROM VEHICLE	1	0	0	1	2	2.8	21	20	27	1	-6
THEFT FROM YARD	0	2	2	0	4	1.8	10	11	9	-1	1
THEFT FROM BLDG	0	1	0	1	2	2.4	7	12	11	-5	-4
OTHER LARCENY	0	0	0	0	0	0.3	1	2	1	-1	0
AUTO THEFT	0	1	2	1	4	3.0	23	20	21	3	2
TOTAL PROPERTY	2	9	10	5	26	17.6	120	99	121	21%	-1%
TOTAL PART I	5	10	12	6	33	21.6	161	122	156	32%	3%

Difference from Last Year 39

Statistics are based on UCR criteria, not GA Criminal Code.

* Rape Code 11A is the historical definition of rape (aka Legacy Rape); Rape Codes 11B and 11C are those moved from Part II to Part I in 2017.

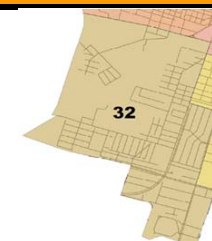
* Rape Code 11A is the historical definition of rape; Rape Codes 11B and 11C are those moved from Part II to Part I status in accordance with federal mandate.

Shots Fired Calls	Week Ending 06/03/17	Week Ending 06/10/17	Week Ending 06/17/17	Week Ending 06/24/17	28 Days Ending 06/24/17	28 Day Average 2016	YTD 2017	YTD 2016	YTD 2015	Change 16 to 17	Change vs. 2015
53S ShotSpotter Calls	7	1	2	0	10	16.8	116	119	93	0%	0%
Sig 53 Shots Fired Calls	7	1	2	4	14	13.7	109	85	81	28%	35%

BEAT 32

Central Precinct

Week Ending 06/24/17



	Last 4 Weeks				28 Days Ending 06/24/17	28 Day Average 2016	YTD 2017	YTD 2016	YTD 2015	Change 16 to 17	Change vs. 2015
	Ending 06/03/17	Ending 06/10/17	Ending 06/17/17	Ending 06/24/17							
HOMICIDE	0	0	0	0	0	0.3	0	2	1	-2	-1
RAPE (11A) *	0	0	0	0	0	0.1	0	1	1	-1	-1
RAPE (11B & 11C) *	0	0	0	0	0	0.0	0	0	0	0	0
COMMERCIAL ROBBERY	1	0	0	0	1	0.4	2	4	1	-2	1
STREET ROBBERY	0	0	0	0	0	1.1	2	9	1	-7	1
RESIDENTIAL ROBBERY	0	0	0	0	0	0.0	0	1	0	-1	0
AGG ASSAULT w/ GUN	0	0	0	0	0	1.0	5	6	7	-1	-2
AGG ASSAULT w/o GUN	0	0	0	0	0	0.5	4	3	6	1	-2
TOTAL VIOLENT	1	0	0	0	1	3.4	13	26	17	-50%	-24%
COMMERCIAL BURGLARY	1	0	0	1	2	1.8	7	6	7	1	0
RESIDENTIAL BURGLARY	0	1	0	2	3	4.5	19	15	32	4	-13
SUDDEN SNATCHING	0	0	0	0	0	0.2	1	2	1	-1	0
SHOPLIFTING	1	0	1	0	2	2.1	23	20	14	3	9
THEFT FROM VEHICLE	2	1	1	2	6	4.3	18	32	24	-14	-6
THEFT FROM YARD	1	0	0	1	2	1.8	13	11	10	2	3
THEFT FROM BLDG	1	1	1	1	4	2.7	18	20	14	-2	4
OTHER LARCENY	0	2	0	0	2	0.1	7	1	3	6	4
AUTO THEFT	3	1	2	2	8	2.8	20	19	22	1	-2
TOTAL PROPERTY	9	6	5	9	29	20.2	126	126	127	0%	-1%
TOTAL PART I	10	6	5	9	30	23.6	139	152	144	-9%	-3%

Difference from Last Year -13

Statistics are based on UCR criteria, not GA Criminal Code.

* Rape Code 11A is the historical definition of rape (aka Legacy Rape); Rape Codes 11B and 11C are those moved from Part II to Part I in 2017.

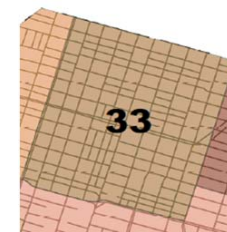
* Rape Code 11A is the historical definition of rape; Rape Codes 11B and 11C are those moved from Part II to Part I status in accordance with federal mandate.

Shots Fired Calls	Week Ending 06/03/17	Week Ending 06/10/17	Week Ending 06/17/17	Week Ending 06/24/17	28 Days Ending 06/24/17	28 Day Average 2016	YTD 2017	YTD 2016	YTD 2015	Change 16 to 17	Change vs. 2015
53S ShotSpotter Calls	0	0	0	0	0	0.1	0	1	0	0%	0%
Sig 53 Shots Fired Calls	2	0	2	5	9	9.4	48	35	47	37%	2%

BEAT 33

Central Precinct

Week Ending 06/24/17



	Last 4 Weeks				28 Days Ending 06/24/17	28 Day Average 2016	YTD 2017	YTD 2016	YTD 2015	Change 16 to 17	Change vs. 2015
	Ending 06/03/17	Ending 06/10/17	Ending 06/17/17	Ending 06/24/17							
HOMICIDE	0	0	0	0	0	0.8	0	6	1	-6	-1
RAPE (11A) *	0	1	0	0	1	0.4	2	2	1	0	1
RAPE (11B & 11C) *	0	0	0	0	0	0.2	2	0	0	2	2
COMMERCIAL ROBBERY	0	0	0	0	0	0.2	2	2	0	0	2
STREET ROBBERY	0	0	0	0	0	2.1	11	10	12	1	-1
RESIDENTIAL ROBBERY	0	0	0	0	0	0.1	0	1	1	-1	-1
AGG ASSAULT w/ GUN	0	0	0	0	0	0.4	6	2	7	4	-1
AGG ASSAULT w/o GUN	0	0	0	1	1	0.8	8	5	3	3	5
TOTAL VIOLENT	0	1	0	1	2	5.0	31	28	25	11%	24%
COMMERCIAL BURGLARY	0	0	0	0	0	2.4	2	12	17	-10	-15
RESIDENTIAL BURGLARY	0	0	1	0	1	3.8	6	14	28	-8	-22
SUDDEN SNATCHING	0	0	0	0	0	0.5	2	4	2	-2	0
SHOPLIFTING	1	1	0	1	3	2.1	20	12	11	8	9
THEFT FROM VEHICLE	2	1	1	0	4	8.1	53	45	64	8	-11
THEFT FROM YARD	1	4	3	2	10	6.0	39	42	27	-3	12
THEFT FROM BLDG	1	2	1	0	4	4.8	16	36	18	-20	-2
OTHER LARCENY	0	0	0	2	2	0.5	4	4	5	0	-1
AUTO THEFT	1	1	1	2	5	3.4	21	22	28	-1	-7
TOTAL PROPERTY	6	9	7	7	29	31.7	163	191	200	-15%	-19%
TOTAL PART I	6	10	7	8	31	36.6	194	219	225	-11%	-14%

Difference from Last Year -25

Statistics are based on UCR criteria, not GA Criminal Code.

* Rape Code 11A is the historical definition of rape (aka Legacy Rape); Rape Codes 11B and 11C are those moved from Part II to Part I in 2017.

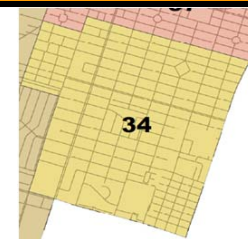
* Rape Code 11A is the historical definition of rape; Rape Codes 11B and 11C are those moved from Part II to Part I status in accordance with federal mandate.

Shots Fired Calls	Week Ending 06/03/17	Week Ending 06/10/17	Week Ending 06/17/17	Week Ending 06/24/17	28 Days Ending 06/24/17	28 Day Average 2016	YTD 2017	YTD 2016	YTD 2015	Change 16 to 17	Change vs. 2015
53S ShotSpotter Calls	4	0	0	0	4	5.4	34	40	26	0%	0%
Sig 53 Shots Fired Calls	11	1	2	1	15	12.8	73	95	64	-23%	14%

BEAT 34

Central Precinct

Week Ending 06/24/17



	Last 4 Weeks				28 Days Ending 06/24/17	28 Day Average 2016	YTD 2017	YTD 2016	YTD 2015	Change 16 to 17	Change vs. 2015
	Ending 06/03/17	Ending 06/10/17	Ending 06/17/17	Ending 06/24/17							
HOMICIDE	0	0	0	0	0	0.0	1	0	0	1	1
RAPE (11A) *	1	0	0	0	1	0.1	3	1	0	2	3
RAPE (11B & 11C) *	0	0	0	0	0	0.2	2	1	3	1	-1
COMMERCIAL ROBBERY	0	0	0	0	0	0.2	4	2	1	2	3
STREET ROBBERY	0	0	0	0	0	0.8	2	2	4	0	-2
RESIDENTIAL ROBBERY	0	0	0	0	0	0.2	0	0	0	0	0
AGG ASSAULT w/ GUN	0	0	1	0	1	0.5	6	0	4	6	2
AGG ASSAULT w/o GUN	0	1	0	1	2	0.5	5	5	1	0	4
TOTAL VIOLENT	1	1	1	1	4	2.4	23	11	13	109%	77%
COMMERCIAL BURGLARY	0	0	0	0	0	1.4	0	5	4	-5	-4
RESIDENTIAL BURGLARY	0	0	0	0	0	4.4	4	13	19	-9	-15
SUDDEN SNATCHING	0	0	0	0	0	0.1	2	0	0	2	2
SHOPLIFTING	2	1	3	1	7	4.4	38	24	10	14	28
THEFT FROM VEHICLE	3	2	3	2	10	7.0	52	34	57	18	-5
THEFT FROM YARD	1	0	0	0	1	2.6	25	9	21	16	4
THEFT FROM BLDG	0	1	2	0	3	5.3	22	38	12	-16	10
OTHER LARCENY	0	1	0	0	1	0.3	4	1	3	3	1
AUTO THEFT	0	1	0	1	2	3.4	16	17	16	-1	0
TOTAL PROPERTY	6	6	8	4	24	28.8	163	141	142	16%	15%
TOTAL PART I	7	7	9	5	28	31.1	186	152	155	22%	20%

Difference from Last Year 34

Statistics are based on UCR criteria, not GA Criminal Code.

* Rape Code 11A is the historical definition of rape (aka Legacy Rape); Rape Codes 11B and 11C are those moved from Part II to Part I in 2017.

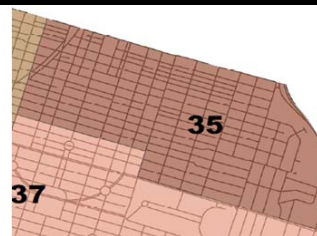
* Rape Code 11A is the historical definition of rape; Rape Codes 11B and 11C are those moved from Part II to Part I status in accordance with federal mandate.

Shots Fired Calls	Week Ending 06/03/17	Week Ending 06/10/17	Week Ending 06/17/17	Week Ending 06/24/17	28 Days Ending 06/24/17	28 Day Average 2016	YTD 2017	YTD 2016	YTD 2015	Change 16 to 17	Change vs. 2015
53S ShotSpotter Calls	0	0	0	0	0	0.2	0	2	1	0%	0%
Sig 53 Shots Fired Calls	3	1	2	1	7	7.4	50	52	53	-4%	-6%

BEAT 35

Central Precinct

Week Ending 06/24/17



	Last 4 Weeks				28 Days Ending 06/24/17	28 Day Average 2016	YTD 2017	YTD 2016	YTD 2015	Change 16 to 17	Change vs. 2015
	Ending 06/03/17	Ending 06/10/17	Ending 06/17/17	Ending 06/24/17							
HOMICIDE	0	0	0	0	0	0.5	4	5	4	-1	0
RAPE (11A) *	0	0	0	0	0	0.2	1	1	0	0	1
RAPE (11B & 11C) *	0	0	0	0	0	0.2	2	1	1	1	1
COMMERCIAL ROBBERY	0	0	0	0	0	0.1	0	0	0	0	0
STREET ROBBERY	1	0	0	1	2	1.5	4	9	8	-5	-4
RESIDENTIAL ROBBERY	0	0	0	0	0	0.4	2	3	2	-1	0
AGG ASSAULT w/ GUN	1	0	1	3	5	1.2	17	6	12	11	5
AGG ASSAULT w/o GUN	1	0	1	0	2	1.2	7	6	6	1	1
TOTAL VIOLENT	3	0	2	4	9	5.3	37	31	33	19%	12%
COMMERCIAL BURGLARY	0	0	0	0	0	1.0	0	4	4	-4	-4
RESIDENTIAL BURGLARY	0	0	3	0	3	8.0	21	37	63	-16	-42
SUDDEN SNATCHING	0	0	0	0	0	0.2	1	1	0	0	1
SHOPLIFTING	0	0	0	0	0	0.3	3	2	4	1	-1
THEFT FROM VEHICLE	3	2	0	0	5	5.0	26	29	31	-3	-5
THEFT FROM YARD	1	2	1	0	4	2.1	19	12	13	7	6
THEFT FROM BLDG	1	2	0	1	4	4.9	13	24	18	-11	-5
OTHER LARCENY	0	0	0	0	0	0.3	4	1	2	3	2
AUTO THEFT	0	1	0	1	2	3.9	17	17	22	0	-5
TOTAL PROPERTY	5	7	4	2	18	25.6	104	127	157	-18%	-34%
TOTAL PART I	8	7	6	6	27	30.9	141	158	190	-11%	-26%

Difference from Last Year -17

Statistics are based on UCR criteria, not GA Criminal Code.

* Rape Code 11A is the historical definition of rape (aka Legacy Rape); Rape Codes 11B and 11C are those moved from Part II to Part I in 2017.

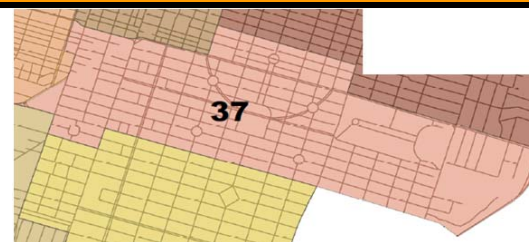
* Rape Code 11A is the historical definition of rape; Rape Codes 11B and 11C are those moved from Part II to Part I status in accordance with federal mandate.

Shots Fired Calls	Week Ending 06/03/17	Week Ending 06/10/17	Week Ending 06/17/17	Week Ending 06/24/17	28 Days Ending 06/24/17	28 Day Average 2016	YTD 2017	YTD 2016	YTD 2015	Change 16 to 17	Change vs. 2015
53S ShotSpotter Calls	6	2	1	1	10	23.4	139	170	77	0%	0%
Sig 53 Shots Fired Calls	6	0	2	11	19	18.2	123	127	101	-3%	22%

BEAT 37

Central Precinct

Week Ending 06/24/17



	Last 4 Weeks				28 Days Ending 06/24/17	28 Day Average 2016	YTD 2017	YTD 2016	YTD 2015	Change 16 to 17	Change vs. 2015
	Ending 06/03/17	Ending 06/10/17	Ending 06/17/17	Ending 06/24/17							
HOMICIDE	0	0	0	0	0	0.1	0	0	0	0	0
RAPE (11A) *	0	0	0	0	0	0.1	0	1	0	-1	0
RAPE (11B & 11C) *	0	0	0	0	0	0.2	0	0	0	0	0
COMMERCIAL ROBBERY	0	0	0	0	0	0.1	1	1	1	0	0
STREET ROBBERY	0	0	1	1	2	1.5	5	7	5	-2	0
RESIDENTIAL ROBBERY	0	0	0	0	0	0.0	0	0	0	0	0
AGG ASSAULT w/ GUN	0	0	0	1	1	0.5	5	6	2	-1	3
AGG ASSAULT w/o GUN	0	0	0	0	0	0.2	1	1	4	0	-3
TOTAL VIOLENT	0	0	1	2	3	2.6	12	16	12	-25%	0%
COMMERCIAL BURGLARY	0	2	0	1	3	1.3	4	7	2	-3	2
RESIDENTIAL BURGLARY	0	0	0	0	0	3.1	4	14	24	-10	-20
SUDDEN SNATCHING	0	0	0	1	1	0.2	2	0	2	2	0
SHOPLIFTING	1	0	0	0	1	3.3	31	11	7	20	24
THEFT FROM VEHICLE	1	1	1	1	4	7.3	52	42	89	10	-37
THEFT FROM YARD	0	0	2	2	4	3.1	8	19	16	-11	-8
THEFT FROM BLDG	0	0	1	0	1	2.4	8	11	19	-3	-11
OTHER LARCENY	0	0	0	0	0	0.2	5	0	6	5	-1
AUTO THEFT	1	0	1	0	2	1.4	16	10	22	6	-6
TOTAL PROPERTY	3	3	5	5	16	22.2	130	114	187	14%	-30%
TOTAL PART I	3	3	6	7	19	24.8	142	130	199	9%	-29%

Difference from Last Year 12

Statistics are based on UCR criteria, not GA Criminal Code.

* Rape Code 11A is the historical definition of rape (aka Legacy Rape); Rape Codes 11B and 11C are those moved from Part II to Part I in 2017.

* Rape Code 11A is the historical definition of rape; Rape Codes 11B and 11C are those moved from Part II to Part I status in accordance with federal mandate.

Shots Fired Calls	Week Ending 06/03/17	Week Ending 06/10/17	Week Ending 06/17/17	Week Ending 06/24/17	28 Days Ending 06/24/17	28 Day Average 2016	YTD 2017	YTD 2016	YTD 2015	Change 16 to 17	Change vs. 2015
53S ShotSpotter Calls	1	2	0	2	5	3.5	28	30	16	0%	0%
Sig 53 Shots Fired Calls	2	1	3	5	11	12.7	75	82	75	-9%	0%



COMPSTAT SOUTHSIDE PRECINCT Week Ending 06/24/17

PRECINCT COMMANDER:
CAPT. ASHLEY BROWN



	Week Ending 06/24/17	Week Ending 06/17/17	Weekly Avg 2016	28-Day Ending 06/24/17	28-Day Ending 5/20/17	Avg 28-Day 2016	YTD 2017	YTD 2016	YTD 2015	Change 16 to 17	Change vs. 2015
HOMICIDE	0	1	0	1	0	0	2	3	4	-1	-2
RAPE (11A) *	0	1	0	1	0	1	2	8	3	-6	-1
RAPE (11B & 11C) *	0	0	0	0	0	1	3	4	1	-1	2
COMMERCIAL ROBBERY	2	0	1	2	2	2	14	16	5	-2	9
STREET ROBBERY	1	0	1	1	3	2	12	14	21	-2	-9
RESIDENTIAL ROBBERY	0	0	0	0	0	0	1	1	7	0	-6
AGG ASSAULT w/ GUN	1	0	0	2	6	2	20	10	11	10	9
AGG ASSAULT w/o GUN	1	1	1	9	0	2	14	20	11	-6	3
TOTAL VIOLENT	5	3	3	16	11	12	68	76	63	-11%	8%
COMMERCIAL BURGLARY	1	0	1	2	0	5	21	22	19	-1	2
RESIDENTIAL BURGLARY	1	3	4	11	14	15	79	81	121	-2	-42
SUDDEN SNATCHING	0	0	0	0	1	1	3	4	9	-1	-6
SHOPLIFTING	12	11	12	44	56	49	328	312	343	16	-15
THEFT FROM VEHICLE	13	3	5	34	54	20	220	120	157	100	63
THEFT FROM YARD	0	0	2	0	5	9	28	49	54	-21	-26
THEFT FROM BLDG	3	4	3	17	18	13	101	69	108	32	-7
OTHER LARCENY	0	0	0	4	2	2	18	9	11	9	7
AUTO THEFT	1	3	2	12	18	9	76	51	86	25	-10
TOTAL PROPERTY	31	24	30	124	168	120	874	717	908	22%	-4%
TOTAL PART I	36	27	33	140	179	132	942	793	971	19%	-3%

Statistics are based on UCR criteria, not GA Criminal Code.

Difference from Last Year 149

Statistics are preliminary, based on RMS data at the time prepared, and are subject to change due to late reports, reclassifications, updated locations, etc.

Cell Shading: white is within 0.6 standard deviation of the mean; red is above; green is below.

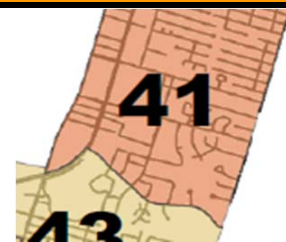
* Rape Code 11A is the historical definition of rape; Rape Codes 11B and 11C are those moved from Part II to Part I status in accordance with federal mandate.

Citizen Initiated Calls	Week Ending 06/24/17	Week Ending 06/17/17	Weekly Avg 2016	28-Day Ending 06/24/17	28-Day Ending 5/20/17	Avg 28-Day 2016	YTD 2017	YTD 2016	YTD 2015	Change 16 to 17	Change vs. 2015
Midnight Shift	81	83	91	339	338	364	2233	2334	2370	-101	-137
Day Shift	221	204	247	853	975	986	6085	6550	6486	-465	-401
Afternoon Shift	203	193	246	871	905	982	6029	6320	6330	-291	-301
TOTAL CITIZEN CFS	505	480	583	2063	2218	2332	14347	15204	15187	-5.6%	-5.5%
53S ShotSpotter Calls	10	0	0	11	0	0	1	0	0	1	1
Sig 53 Shots Fired Calls	15	3	9	34	21	35	197	204	170	-7	27

BEAT 41

Southside Precinct

Week Ending 06/24/17



	Last 4 Weeks				28 Days Ending 06/24/17	28 Day Average 2016	YTD 2017	YTD 2016	YTD 2015	Change 16 to 17	Change vs. 2015
	Ending 06/03/17	Ending 06/10/17	Ending 06/17/17	Ending 06/24/17							
HOMICIDE	0	0	0	0	0	0.0	0	0	1	0	-1
RAPE (11A) *	0	0	0	0	0	0.2	0	3	0	-3	0
RAPE (11B & 11C) *	0	0	0	0	0	0.0	0	0	1	0	-1
COMMERCIAL ROBBERY	0	0	0	1	1	0.4	7	4	1	3	6
STREET ROBBERY	0	0	0	0	0	0.3	2	3	2	-1	0
RESIDENTIAL ROBBERY	0	0	0	0	0	0.1	0	0	2	0	-2
AGG ASSAULT w/ GUN	0	0	0	0	0	0.3	0	2	0	-2	0
AGG ASSAULT w/o GUN	0	1	0	0	1	0.5	1	3	0	-2	1
TOTAL VIOLENT	0	1	0	1	2	1.8	10	15	7	-33%	43%
COMMERCIAL BURGLARY	0	0	0	1	1	1.8	6	13	3	-7	3
RESIDENTIAL BURGLARY	0	0	1	0	1	1.1	8	8	5	0	3
SUDDEN SNATCHING	0	0	0	0	0	0.0	1	0	0	1	1
SHOPLIFTING	0	1	1	1	3	2.4	18	8	8	10	10
THEFT FROM VEHICLE	1	0	0	2	3	4.6	31	31	33	0	-2
THEFT FROM YARD	0	0	0	0	0	1.7	5	7	25	-2	-20
THEFT FROM BLDG	1	1	0	1	3	2.3	17	10	33	7	-16
OTHER LARCENY	0	0	0	0	0	0.2	3	1	3	2	0
AUTO THEFT	0	2	0	0	2	1.5	9	8	14	1	-5
TOTAL PROPERTY	2	4	2	5	13	15.5	98	86	124	14%	-21%
TOTAL PART I	2	5	2	6	15	17.2	108	101	131	7%	-18%

Difference from Last Year 7

Statistics are based on UCR criteria, not GA Criminal Code.

* Rape Code 11A is the historical definition of rape (aka Legacy Rape); Rape Codes 11B and 11C are those moved from Part II to Part I in 2017.

* Rape Code 11A is the historical definition of rape; Rape Codes 11B and 11C are those moved from Part II to Part I status in accordance with federal mandate.

Shots Fired Calls	Week Ending 06/03/17	Week Ending 06/10/17	Week Ending 06/17/17	Week Ending 06/24/17	28 Days Ending 06/24/17	28 Day Average 2016	YTD 2017	YTD 2016	YTD 2015	Change 16 to 17	Change vs. 2015
53S ShotSpotter Calls	0	0	0	3	3	0.1	0	0	0	0%	0%
Sig 53 Shots Fired Calls	0	0	0	4	4	1.8	10	14	10	-29%	0%

BEAT 42

Southside Precinct

Week Ending 06/24/17



	Last 4 Weeks				28 Days Ending 06/24/17	28 Day Average 2016	YTD 2017	YTD 2016	YTD 2015	Change 16 to 17	Change vs. 2015
	Ending 06/03/17	Ending 06/10/17	Ending 06/17/17	Ending 06/24/17							
HOMICIDE	0	0	1	0	1	0.1	1	0	0	1	1
RAPE (11A) *	0	0	1	0	1	0.2	1	0	0	1	1
RAPE (11B & 11C) *	0	0	0	0	0	0.4	2	1	0	1	2
COMMERCIAL ROBBERY	0	0	0	0	0	0.6	2	4	0	-2	2
STREET ROBBERY	0	0	0	1	1	0.9	4	4	6	0	-2
RESIDENTIAL ROBBERY	0	0	0	0	0	0.2	1	1	2	0	-1
AGG ASSAULT w/ GUN	1	0	0	0	1	0.5	5	5	2	0	3
AGG ASSAULT w/o GUN	1	0	0	0	1	0.7	6	7	7	-1	-1
TOTAL VIOLENT	2	0	2	1	5	3.7	22	22	17	0%	29%
COMMERCIAL BURGLARY	1	0	0	0	1	1.4	7	3	8	4	-1
RESIDENTIAL BURGLARY	0	3	0	0	3	4.5	15	28	36	-13	-21
SUDDEN SNATCHING	0	0	0	0	0	0.1	0	0	3	0	-3
SHOPLIFTING	1	0	3	0	4	9.0	43	45	91	-2	-48
THEFT FROM VEHICLE	2	2	2	3	9	5.8	65	38	41	27	24
THEFT FROM YARD	0	0	0	0	0	2.3	6	16	14	-10	-8
THEFT FROM BLDG	3	0	1	1	5	3.0	23	18	24	5	-1
OTHER LARCENY	0	2	0	0	2	0.5	5	2	3	3	2
AUTO THEFT	1	3	3	1	8	2.3	38	17	33	21	5
TOTAL PROPERTY	8	10	9	5	32	28.8	202	167	253	21%	-20%
TOTAL PART I	10	10	11	6	37	32.4	224	189	270	19%	-17%

Difference from Last Year 35

Statistics are based on UCR criteria, not GA Criminal Code.

* Rape Code 11A is the historical definition of rape (aka Legacy Rape); Rape Codes 11B and 11C are those moved from Part II to Part I in 2017.

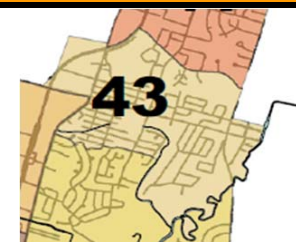
* Rape Code 11A is the historical definition of rape; Rape Codes 11B and 11C are those moved from Part II to Part I status in accordance with federal mandate.

	Week Ending 06/03/17	Week Ending 06/10/17	Week Ending 06/17/17	Week Ending 06/24/17	28 Days Ending 06/24/17	28 Day Average 2016	YTD 2017	YTD 2016	YTD 2015	Change 16 to 17	Change vs. 2015
Shots Fired Calls											
53S ShotSpotter Calls	0	0	0	0	0	0.0	0	0	0	0%	0%
Sig 53 Shots Fired Calls	1	1	1	2	5	7.6	36	45	43	-20%	-16%

BEAT 43

Southside Precinct

Week Ending 06/24/17



	Last 4 Weeks				28 Days Ending 06/24/17	28 Day Average 2016	YTD 2017	YTD 2016	YTD 2015	Change 16 to 17	Change vs. 2015
	Ending 06/03/17	Ending 06/10/17	Ending 06/17/17	Ending 06/24/17							
HOMICIDE	0	0	0	0	0	0.2	0	2	1	-2	-1
RAPE (11A) *	0	0	0	0	0	0.1	0	0	0	0	0
RAPE (11B & 11C) *	0	0	0	0	0	0.1	0	1	0	-1	0
COMMERCIAL ROBBERY	0	0	0	0	0	0.8	1	4	4	-3	-3
STREET ROBBERY	0	0	0	0	0	0.5	2	3	8	-1	-6
RESIDENTIAL ROBBERY	0	0	0	0	0	0.1	0	0	0	0	0
AGG ASSAULT w/ GUN	0	0	0	0	0	0.1	2	1	3	1	-1
AGG ASSAULT w/o GUN	0	1	1	1	3	0.5	3	4	1	-1	2
TOTAL VIOLENT	0	1	1	1	3	2.3	8	15	17	-47%	-53%
COMMERCIAL BURGLARY	0	0	0	0	0	1.1	2	5	6	-3	-4
RESIDENTIAL BURGLARY	0	0	1	0	1	2.1	15	10	14	5	1
SUDDEN SNATCHING	0	0	0	0	0	0.3	1	2	2	-1	-1
SHOPLIFTING	4	4	4	2	14	25.6	164	188	171	-24	-7
THEFT FROM VEHICLE	0	1	0	0	1	2.8	31	18	22	13	9
THEFT FROM YARD	0	0	0	0	0	1.3	7	11	5	-4	2
THEFT FROM BLDG	1	1	1	0	3	2.9	29	18	19	11	10
OTHER LARCENY	0	0	0	0	0	0.2	2	1	1	1	1
AUTO THEFT	0	0	0	0	0	1.1	9	6	11	3	-2
TOTAL PROPERTY	5	6	6	2	19	37.5	260	259	251	0%	4%
TOTAL PART I	5	7	7	3	22	39.8	268	274	268	-2%	0%

Difference from Last Year -6

Statistics are based on UCR criteria, not GA Criminal Code.

* Rape Code 11A is the historical definition of rape (aka Legacy Rape); Rape Codes 11B and 11C are those moved from Part II to Part I in 2017.

* Rape Code 11A is the historical definition of rape; Rape Codes 11B and 11C are those moved from Part II to Part I status in accordance with federal mandate.

Shots Fired Calls	Week Ending 06/03/17	Week Ending 06/10/17	Week Ending 06/17/17	Week Ending 06/24/17	28 Days Ending 06/24/17	28 Day Average 2016	YTD 2017	YTD 2016	YTD 2015	Change 16 to 17	Change vs. 2015
53S ShotSpotter Calls	0	0	0	0	0	0.0	0	0	0	0%	0%
Sig 53 Shots Fired Calls	0	0	0	1	1	5.4	22	24	24	-8%	-8%

BEAT 44

Southside Precinct

Week Ending 06/24/17



	Last 4 Weeks				28 Days Ending 06/24/17	28 Day Average 2016	YTD 2017	YTD 2016	YTD 2015	Change 16 to 17	Change vs. 2015
	Ending 06/03/17	Ending 06/10/17	Ending 06/17/17	Ending 06/24/17							
HOMICIDE	0	0	0	0	0	0.1	1	0	1	1	0
RAPE (11A) *	0	0	0	0	0	0.2	1	3	2	-2	-1
RAPE (11B & 11C) *	0	0	0	0	0	0.3	1	2	0	-1	1
COMMERCIAL ROBBERY	0	0	0	0	0	0.2	1	2	0	-1	1
STREET ROBBERY	0	0	0	0	0	0.2	3	1	3	2	0
RESIDENTIAL ROBBERY	0	0	0	0	0	0.1	0	0	3	0	-3
AGG ASSAULT w/ GUN	0	0	0	0	0	0.5	9	2	4	7	5
AGG ASSAULT w/o GUN	2	1	0	0	3	0.6	3	6	3	-3	0
TOTAL VIOLENT	2	1	0	0	3	2.3	19	16	16	19%	19%
COMMERCIAL BURGLARY	0	0	0	0	0	0.2	4	1	1	3	3
RESIDENTIAL BURGLARY	1	2	1	1	5	3.7	27	17	47	10	-20
SUDDEN SNATCHING	0	0	0	0	0	0.2	0	1	2	-1	-2
SHOPLIFTING	1	1	0	1	3	1.1	14	7	6	7	8
THEFT FROM VEHICLE	1	6	1	1	9	4.1	48	20	44	28	4
THEFT FROM YARD	0	0	0	0	0	1.6	9	9	7	0	2
THEFT FROM BLDG	1	2	1	1	5	2.8	18	16	19	2	-1
OTHER LARCENY	1	0	0	0	1	0.2	4	2	4	2	0
AUTO THEFT	1	0	0	0	1	2.1	11	14	19	-3	-8
TOTAL PROPERTY	6	11	3	4	24	16.1	135	87	149	55%	-9%
TOTAL PART I	8	12	3	4	27	18.4	154	103	165	50%	-7%

Difference from Last Year 51

Statistics are based on UCR criteria, not GA Criminal Code.

* Rape Code 11A is the historical definition of rape (aka Legacy Rape); Rape Codes 11B and 11C are those moved from Part II to Part I in 2017.

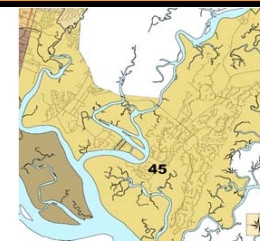
* Rape Code 11A is the historical definition of rape; Rape Codes 11B and 11C are those moved from Part II to Part I status in accordance with federal mandate.

Shots Fired Calls	Week Ending 06/03/17	Week Ending 06/10/17	Week Ending 06/17/17	Week Ending 06/24/17	28 Days Ending 06/24/17	28 Day Average 2016	YTD 2017	YTD 2016	YTD 2015	Change 16 to 17	Change vs. 2015
53S ShotSpotter Calls	0	0	0	0	0	0.0	0	0	0	0%	0%
Sig 53 Shots Fired Calls	3	1	1	5	10	8.2	57	43	38	33%	50%

BEAT 45

Southside Precinct

Week Ending 06/24/17



	Last 4 Weeks				28 Days Ending 06/24/17	28 Day Average 2016	YTD 2017	YTD 2016	YTD 2015	Change 16 to 17	Change vs. 2015
	Ending 06/03/17	Ending 06/10/17	Ending 06/17/17	Ending 06/24/17							
HOMICIDE	0	0	0	0	0	0.1	0	1	0	-1	0
RAPE (11A) *	0	0	0	0	0	0.0	0	1	0	-1	0
RAPE (11B & 11C) *	0	0	0	0	0	0.2	0	0	0	0	0
COMMERCIAL ROBBERY	0	0	0	0	0	0.0	0	0	0	0	0
STREET ROBBERY	0	0	0	0	0	0.2	0	0	0	0	0
RESIDENTIAL ROBBERY	0	0	0	0	0	0.0	0	0	0	0	0
AGG ASSAULT w/ GUN	0	0	0	1	1	0.0	1	0	0	1	1
AGG ASSAULT w/o GUN	0	0	0	0	0	0.1	0	0	0	0	0
TOTAL VIOLENT	0	0	0	1	1	0.5	1	2	0	-50%	#DIV/0!
COMMERCIAL BURGLARY	0	0	0	0	0	0.0	0	0	1	0	-1
RESIDENTIAL BURGLARY	0	0	0	0	0	1.4	7	7	9	0	-2
SUDDEN SNATCHING	0	0	0	0	0	0.0	0	0	0	0	0
SHOPLIFTING	0	0	0	0	0	0.0	0	0	0	0	0
THEFT FROM VEHICLE	0	3	0	0	3	0.7	8	4	1	4	7
THEFT FROM YARD	0	0	0	0	0	0.3	0	1	1	-1	-1
THEFT FROM BLDG	0	0	0	0	0	0.2	2	1	3	1	-1
OTHER LARCENY	0	0	0	0	0	0.2	1	1	0	0	1
AUTO THEFT	1	0	0	0	1	0.4	3	1	2	2	1
TOTAL PROPERTY	1	3	0	0	4	3.2	21	15	17	40%	24%
TOTAL PART I	1	3	0	1	5	3.7	22	17	17	29%	29%

Difference from Last Year 5

Statistics are based on UCR criteria, not GA Criminal Code.

* Rape Code 11A is the historical definition of rape (aka Legacy Rape); Rape Codes 11B and 11C are those moved from Part II to Part I in 2017.

* Rape Code 11A is the historical definition of rape; Rape Codes 11B and 11C are those moved from Part II to Part I status in accordance with federal mandate.

	Week Ending 06/03/17	Week Ending 06/10/17	Week Ending 06/17/17	Week Ending 06/24/17	28 Days Ending 06/24/17	28 Day Average 2016	YTD 2017	YTD 2016	YTD 2015	Change 16 to 17	Change vs. 2015
Shots Fired Calls											
53S ShotSpotter Calls	0	0	0	7	7	0.0	0	0	0	0%	0%
Sig 53 Shots Fired Calls	1	1	0	2	4	4.2	21	27	19	-22%	11%

BEAT 46

Southside Precinct

Week Ending 06/24/17



	Last 4 Weeks				28 Days Ending 06/24/17	28 Day Average 2016	YTD 2017	YTD 2016	YTD 2015	Change 16 to 17	Change vs. 2015
	Ending 06/03/17	Ending 06/10/17	Ending 06/17/17	Ending 06/24/17							
HOMICIDE	0	0	0	0	0	0.0	0	0	1	0	-1
RAPE (11A) *	0	0	0	0	0	0.1	0	1	1	-1	-1
RAPE (11B & 11C) *	0	0	0	0	0	0.1	0	0	0	0	0
COMMERCIAL ROBBERY	0	0	0	1	1	0.4	3	2	0	1	3
STREET ROBBERY	0	0	0	0	0	0.3	1	3	2	-2	-1
RESIDENTIAL ROBBERY	0	0	0	0	0	0.0	0	0	0	0	0
AGG ASSAULT w/ GUN	0	0	0	0	0	0.2	3	0	2	3	1
AGG ASSAULT w/o GUN	0	1	0	0	1	0.1	1	0	0	1	1
TOTAL VIOLENT	0	1	0	1	2	1.1	8	6	6	33%	33%
COMMERCIAL BURGLARY	0	0	0	0	0	0.0	2	0	0	2	2
RESIDENTIAL BURGLARY	1	0	0	0	1	1.8	7	11	10	-4	-3
SUDDEN SNATCHING	0	0	0	0	0	0.2	1	1	2	0	-1
SHOPLIFTING	4	5	3	8	20	10.9	89	64	67	25	22
THEFT FROM VEHICLE	0	2	0	7	9	2.0	37	9	16	28	21
THEFT FROM YARD	0	0	0	0	0	1.5	1	5	2	-4	-1
THEFT FROM BLDG	0	0	1	0	1	1.6	12	6	10	6	2
OTHER LARCENY	0	1	0	0	1	0.4	3	2	0	1	3
AUTO THEFT	0	0	0	0	0	1.1	6	5	7	1	-1
TOTAL PROPERTY	5	8	4	15	32	19.5	158	103	114	53%	39%
TOTAL PART I	5	9	4	16	34	20.7	166	109	120	52%	38%

Difference from Last Year 57

Statistics are based on UCR criteria, not GA Criminal Code.

* Rape Code 11A is the historical definition of rape (aka Legacy Rape); Rape Codes 11B and 11C are those moved from Part II to Part I in 2017.

* Rape Code 11A is the historical definition of rape; Rape Codes 11B and 11C are those moved from Part II to Part I status in accordance with federal mandate.

Shots Fired Calls	Week Ending 06/03/17	Week Ending 06/10/17	Week Ending 06/17/17	Week Ending 06/24/17	28 Days Ending 06/24/17	28 Day Average 2016	YTD 2017	YTD 2016	YTD 2015	Change 16 to 17	Change vs. 2015
53S ShotSpotter Calls	0	1	0	0	1	0.0	1	0	0	0%	0%
Sig 53 Shots Fired Calls	3	5	1	1	10	8.0	51	51	36	0%	42%



COMPSTAT ISLANDS PRECINCT Week Ending 06/24/17

PRECINCT COMMANDER:
CAPT. CARY HILL



	Week Ending 06/24/17	Week Ending 06/17/17	Weekly Avg 2016	28-Day Ending 06/24/17	28-Day Ending 5/20/17	Avg 28-Day 2016	YTD 2017	YTD 2016	YTD 2015	Change 16 to 17	Change vs. 2015
HOMICIDE	0	0	0	0	2	0	4	5	3	-1	1
RAPE (11A) *	1	0	0	1	0	0	3	2	4	1	-1
RAPE (11B & 11C) *	0	0	0	1	1	1	5	3	2	2	3
COMMERCIAL ROBBERY	0	1	0	1	2	1	20	6	5	14	15
STREET ROBBERY	2	0	1	4	5	3	13	24	21	-11	-8
RESIDENTIAL ROBBERY	0	0	0	0	0	0	3	3	4	0	-1
AGG ASSAULT w/ GUN	1	1	1	5	6	4	26	32	32	-6	-6
AGG ASSAULT w/o GUN	2	1	1	5	2	3	24	15	17	9	7
TOTAL VIOLENT	6	3	3	17	18	14	98	90	88	9%	11%
COMMERCIAL BURGLARY	0	0	0	0	0	2	3	16	14	-13	-11
RESIDENTIAL BURGLARY	2	3	6	18	23	24	125	134	98	-9	27
SUDDEN SNATCHING	0	0	0	0	1	1	4	5	2	-1	2
SHOPLIFTING	3	14	6	23	29	23	149	139	126	10	23
THEFT FROM VEHICLE	4	5	5	20	17	20	124	119	110	5	14
THEFT FROM YARD	2	1	2	7	13	8	47	40	60	7	-13
THEFT FROM BLDG	2	4	4	16	16	16	79	91	84	-12	-5
OTHER LARCENY	0	0	1	3	5	2	18	19	11	-1	7
AUTO THEFT	8	1	3	14	7	11	63	65	51	-2	12
TOTAL PROPERTY	21	28	27	101	111	107	612	628	556	-3%	10%
TOTAL PART I	27	31	30	118	129	120	710	718	644	-1%	10%

Difference from Last Year -8

Statistics are based on UCR criteria, not GA Criminal Code.

Statistics are preliminary, based on RMS data at the time prepared, and are subject to change due to late reports, reclassifications, updated locations, etc.

Cell Shading: white is within 0.6 standard deviation of the mean; red is above; green is below.

* Rape Code 11A is the historical definition of rape; Rape Codes 11B and 11C are those moved from Part II to Part I status in accordance with federal mandate.

Citizen Initiated Calls	Week Ending 06/24/17	Week Ending 06/17/17	Weekly Avg 2016	28-Day Ending 06/24/17	28-Day Ending 5/20/17	Avg 28-Day 2016	YTD 2017	YTD 2016	YTD 2015	Change 16 to 17	Change vs. 2015
Midnight Shift	78	78	82	316	256	330	2208	2487	2422	-279	-214
Day Shift	209	172	190	725	764	761	5765	6580	6298	-815	-533
Afternoon Shift	215	235	219	927	857	876	6291	7403	6981	-1112	-690
TOTAL CITIZEN CFS	502	485	492	1968	1877	1966	14264	16470	15700	-13.4%	-9.1%
53S ShotSpotter Calls	1	0	3	3	7	12	64	79	30	-15	34
Sig 53 Shots Fired Calls	17	20	16	81	44	62	340	412	317	-72	23

BEAT 51

Islands Precinct

Week Ending 06/24/17



	Last 4 Weeks				28 Days Ending 06/24/17	28 Day Average 2016	YTD 2017	YTD 2016	YTD 2015	Change 16 to 17	Change vs. 2015
	Ending 06/03/17	Ending 06/10/17	Ending 06/17/17	Ending 06/24/17							
HOMICIDE	0	0	0	0	0	0.2	2	2	0	0	2
RAPE (11A) *	0	0	0	0	0	0.2	0	0	0	0	0
RAPE (11B & 11C) *	0	0	0	0	0	0.2	0	1	0	-1	0
COMMERCIAL ROBBERY	0	0	1	0	1	0.4	11	1	2	10	9
STREET ROBBERY	1	1	0	0	2	1.5	7	11	9	-4	-2
RESIDENTIAL ROBBERY	0	0	0	0	0	0.3	0	3	2	-3	-2
AGG ASSAULT w/ GUN	0	2	0	1	3	1.6	9	15	9	-6	0
AGG ASSAULT w/o GUN	0	0	0	1	1	0.7	5	2	3	3	2
TOTAL VIOLENT	1	3	1	2	7	5.0	34	35	25	-3%	36%
COMMERCIAL BURGLARY	0	0	0	0	0	1.1	2	11	5	-9	-3
RESIDENTIAL BURGLARY	3	0	1	1	5	6.8	29	46	22	-17	7
SUDDEN SNATCHING	0	0	0	0	0	0.2	0	0	0	0	0
SHOPLIFTING	5	1	12	3	21	13.7	111	82	97	29	14
THEFT FROM VEHICLE	4	1	3	1	9	5.7	50	37	34	13	16
THEFT FROM YARD	1	0	0	1	2	2.1	15	13	15	2	0
THEFT FROM BLDG	1	3	1	0	5	4.1	18	21	25	-3	-7
OTHER LARCENY	0	0	0	0	0	0.5	4	3	1	1	3
AUTO THEFT	2	1	0	2	5	3.1	19	17	19	2	0
TOTAL PROPERTY	16	6	17	8	47	37.3	248	230	218	8%	14%
TOTAL PART I	17	9	18	10	54	42.3	282	265	243	6%	16%

Difference from Last Year 17

Statistics are based on UCR criteria, not GA Criminal Code.

* Rape Code 11A is the historical definition of rape (aka Legacy Rape); Rape Codes 11B and 11C are those moved from Part II to Part I in 2017.

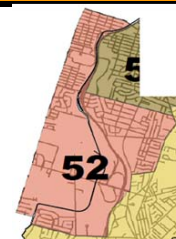
* Rape Code 11A is the historical definition of rape; Rape Codes 11B and 11C are those moved from Part II to Part I status in accordance with federal mandate.

Shots Fired Calls	Week Ending 06/03/17	Week Ending 06/10/17	Week Ending 06/17/17	Week Ending 06/24/17	28 Days Ending 06/24/17	28 Day Average 2016	YTD 2017	YTD 2016	YTD 2015	Change 16 to 17	Change vs. 2015
53S ShotSpotter Calls	1	1	0	1	3	10.8	47	73	27	0%	0%
Sig 53 Shots Fired Calls	8	18	4	11	41	20.9	113	167	91	-32%	24%

BEAT 52

Islands Precinct

Week Ending 06/24/17



	Last 4 Weeks				28 Days Ending 06/24/17	28 Day Average 2016	YTD 2017	YTD 2016	YTD 2015	Change 16 to 17	Change vs. 2015
	Ending 06/03/17	Ending 06/10/17	Ending 06/17/17	Ending 06/24/17							
HOMICIDE	0	0	0	0	0	0.2	0	2	0	-2	0
RAPE (11A) *	0	0	0	0	0	0.0	0	0	1	0	-1
RAPE (11B & 11C) *	0	0	0	0	0	0.3	1	2	1	-1	0
COMMERCIAL ROBBERY	0	0	0	0	0	0.2	0	2	0	-2	0
STREET ROBBERY	0	0	0	0	0	0.5	0	4	1	-4	-1
RESIDENTIAL ROBBERY	0	0	0	0	0	0.1	0	0	0	0	0
AGG ASSAULT w/ GUN	1	0	0	0	1	0.3	4	1	10	3	-6
AGG ASSAULT w/o GUN	1	0	0	1	2	0.5	6	3	6	3	0
TOTAL VIOLENT	2	0	0	1	3	2.1	11	14	19	-21%	-42%
COMMERCIAL BURGLARY	0	0	0	0	0	0.1	0	1	1	-1	-1
RESIDENTIAL BURGLARY	1	0	0	0	1	2.6	6	17	20	-11	-14
SUDDEN SNATCHING	0	0	0	0	0	0.2	1	1	0	0	1
SHOPLIFTING	0	0	0	0	0	0.2	0	1	2	-1	-2
THEFT FROM VEHICLE	0	0	1	0	1	1.9	12	8	9	4	3
THEFT FROM YARD	0	0	0	0	0	0.7	2	4	9	-2	-7
THEFT FROM BLDG	1	1	0	1	3	3.1	17	24	9	-7	8
OTHER LARCENY	0	1	0	0	1	0.2	4	1	1	3	3
AUTO THEFT	0	1	0	0	1	1.4	6	9	6	-3	0
TOTAL PROPERTY	2	3	1	1	7	10.3	48	66	57	-27%	-16%
TOTAL PART I	4	3	1	2	10	12.4	59	80	76	-26%	-22%

Difference from Last Year -21

Statistics are based on UCR criteria, not GA Criminal Code.

* Rape Code 11A is the historical definition of rape (aka Legacy Rape); Rape Codes 11B and 11C are those moved from Part II to Part I in 2017.

* Rape Code 11A is the historical definition of rape; Rape Codes 11B and 11C are those moved from Part II to Part I status in accordance with federal mandate.

Shots Fired Calls	Week Ending 06/03/17	Week Ending 06/10/17	Week Ending 06/17/17	Week Ending 06/24/17	28 Days Ending 06/24/17	28 Day Average 2016	YTD 2017	YTD 2016	YTD 2015	Change 16 to 17	Change vs. 2015
53S ShotSpotter Calls	0	0	0	0	0	0.0	1	0	0	0%	0%
Sig 53 Shots Fired Calls	4	0	1	2	7	6.3	51	37	54	38%	-6%

BEAT 53
Islands Precinct
Week Ending 06/24/17



	Last 4 Weeks				28 Days Ending 06/24/17	28 Day Average 2016	YTD 2017	YTD 2016	YTD 2015	Change 16 to 17	Change vs. 2015
	Ending 06/03/17	Ending 06/10/17	Ending 06/17/17	Ending 06/24/17							
HOMICIDE	0	0	0	0	0	0.1	1	1	0	0	1
RAPE (11A) *	0	0	0	0	0	0.0	0	0	2	0	-2
RAPE (11B & 11C) *	0	0	0	0	0	0.0	2	0	0	2	2
COMMERCIAL ROBBERY	0	0	0	0	0	0.1	1	1	0	0	1
STREET ROBBERY	0	0	0	1	1	0.5	3	2	1	1	2
RESIDENTIAL ROBBERY	0	0	0	0	0	0.1	1	0	0	1	1
AGG ASSAULT w/ GUN	0	0	0	0	0	1.0	6	9	2	-3	4
AGG ASSAULT w/o GUN	0	1	1	0	2	0.6	5	5	5	0	0
TOTAL VIOLENT	0	1	1	1	3	2.3	19	18	10	6%	90%
COMMERCIAL BURGLARY	0	0	0	0	0	0.2	0	1	0	-1	0
RESIDENTIAL BURGLARY	2	0	0	0	2	3.5	13	13	16	0	-3
SUDDEN SNATCHING	0	0	0	0	0	0.2	2	0	1	2	1
SHOPLIFTING	0	0	0	0	0	0.9	9	5	1	4	8
THEFT FROM VEHICLE	0	1	0	0	1	2.7	12	13	9	-1	3
THEFT FROM YARD	1	0	0	1	2	1.5	6	7	11	-1	-5
THEFT FROM BLDG	0	4	2	1	7	2.5	16	15	14	1	2
OTHER LARCENY	0	0	0	0	0	0.3	2	2	0	0	2
AUTO THEFT	1	0	1	0	2	1.8	13	10	7	3	6
TOTAL PROPERTY	4	5	3	2	14	13.6	73	66	59	11%	24%
TOTAL PART I	4	6	4	3	17	15.9	92	84	69	10%	33%

Difference from Last Year 8

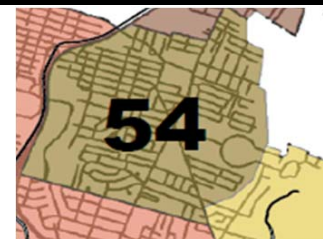
Statistics are based on UCR criteria, not GA Criminal Code.

* Rape Code 11A is the historical definition of rape (aka Legacy Rape); Rape Codes 11B and 11C are those moved from Part II to Part I in 2017.

* Rape Code 11A is the historical definition of rape; Rape Codes 11B and 11C are those moved from Part II to Part I status in accordance with federal mandate.

Shots Fired Calls	Week Ending 06/03/17	Week Ending 06/10/17	Week Ending 06/17/17	Week Ending 06/24/17	28 Days Ending 06/24/17	28 Day Average 2016	YTD 2017	YTD 2016	YTD 2015	Change 16 to 17	Change vs. 2015
53S ShotSpotter Calls	0	0	0	0	0	0.8	16	6	2	0%	0%
Sig 53 Shots Fired Calls	2	3	8	3	16	15.0	67	99	65	-32%	3%

BEAT 54
Islands Precinct
Week Ending 06/24/17



	Last 4 Weeks				28 Days Ending 06/24/17	28 Day Average 2016	YTD 2017	YTD 2016	YTD 2015	Change 16 to 17	Change vs. 2015
	Ending 06/03/17	Ending 06/10/17	Ending 06/17/17	Ending 06/24/17							
HOMICIDE	0	0	0	0	0	0.1	0	0	2	0	-2
RAPE (11A) *	0	0	0	0	0	0.1	0	1	1	-1	-1
RAPE (11B & 11C) *	0	0	0	0	0	0.1	0	0	1	0	-1
COMMERCIAL ROBBERY	0	0	0	0	0	0.5	7	1	3	6	4
STREET ROBBERY	0	0	0	0	0	0.8	1	6	6	-5	-5
RESIDENTIAL ROBBERY	0	0	0	0	0	0.0	1	0	0	1	1
AGG ASSAULT w/ GUN	0	0	1	0	1	0.7	6	5	7	1	-1
AGG ASSAULT w/o GUN	0	0	0	0	0	0.6	5	4	2	1	3
TOTAL VIOLENT	0	0	1	0	1	2.8	20	17	22	18%	-9%
COMMERCIAL BURGLARY	0	0	0	0	0	0.2	0	1	5	-1	-5
RESIDENTIAL BURGLARY	1	1	2	1	5	6.1	35	29	12	6	23
SUDDEN SNATCHING	0	0	0	0	0	0.0	1	0	1	1	0
SHOPLIFTING	0	0	2	0	2	2.0	12	12	6	0	6
THEFT FROM VEHICLE	1	1	0	1	3	4.7	16	35	29	-19	-13
THEFT FROM YARD	0	2	1	0	3	1.0	12	2	6	10	6
THEFT FROM BLDG	0	0	0	0	0	2.2	9	12	10	-3	-1
OTHER LARCENY	0	0	0	0	0	0.2	2	1	3	1	-1
AUTO THEFT	0	0	0	3	3	2.8	15	19	13	-4	2
TOTAL PROPERTY	2	4	5	5	16	19.2	102	111	85	-8%	20%
TOTAL PART I	2	4	6	5	17	22.0	122	128	107	-5%	14%

Difference from Last Year -6

Statistics are based on UCR criteria, not GA Criminal Code.

* Rape Code 11A is the historical definition of rape (aka Legacy Rape); Rape Codes 11B and 11C are those moved from Part II to Part I in 2017.

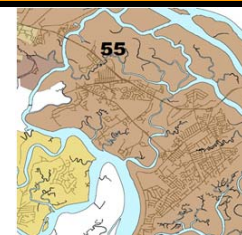
* Rape Code 11A is the historical definition of rape; Rape Codes 11B and 11C are those moved from Part II to Part I status in accordance with federal mandate.

Shots Fired Calls	Week Ending 06/03/17	Week Ending 06/10/17	Week Ending 06/17/17	Week Ending 06/24/17	28 Days Ending 06/24/17	28 Day Average 2016	YTD 2017	YTD 2016	YTD 2015	Change 16 to 17	Change vs. 2015
53S ShotSpotter Calls	0	0	0	0	0	0.0	0	0	1	0%	0%
Sig 53 Shots Fired Calls	2	3	5	0	10	10.7	53	55	60	-4%	-12%

BEAT 55

Islands Precinct

Week Ending 06/24/17



	Last 4 Weeks				28 Days Ending 06/24/17	28 Day Average 2016	YTD 2017	YTD 2016	YTD 2015	Change 16 to 17	Change vs. 2015
	Ending 06/03/17	Ending 06/10/17	Ending 06/17/17	Ending 06/24/17							
HOMICIDE	0	0	0	0	0	0.0	0	0	1	0	-1
RAPE (11A) *	0	0	0	1	1	0.1	3	1	0	2	3
RAPE (11B & 11C) *	0	1	0	0	1	0.2	2	0	0	2	2
COMMERCIAL ROBBERY	0	0	0	0	0	0.1	1	1	0	0	1
STREET ROBBERY	0	0	0	1	1	0.1	2	1	2	1	0
RESIDENTIAL ROBBERY	0	0	0	0	0	0.0	0	0	1	0	-1
AGG ASSAULT w/ GUN	0	0	0	0	0	0.2	0	0	1	0	-1
AGG ASSAULT w/o GUN	0	0	0	0	0	0.5	3	1	0	2	3
TOTAL VIOLENT	0	1	0	2	3	1.1	11	4	5	175%	120%
COMMERCIAL BURGLARY	0	0	0	0	0	0.2	1	2	2	-1	-1
RESIDENTIAL BURGLARY	3	2	0	0	5	4.0	35	23	24	12	11
SUDDEN SNATCHING	0	0	0	0	0	0.4	0	4	0	-4	0
SHOPLIFTING	0	0	0	0	0	6.1	17	39	20	-22	-3
THEFT FROM VEHICLE	1	2	1	1	5	4.2	31	22	27	9	4
THEFT FROM YARD	0	0	0	0	0	2.6	12	13	19	-1	-7
THEFT FROM BLDG	0	0	1	0	1	3.7	18	18	24	0	-6
OTHER LARCENY	1	1	0	0	2	1.1	5	10	5	-5	0
AUTO THEFT	0	0	0	3	3	1.5	8	9	4	-1	4
TOTAL PROPERTY	5	5	2	4	16	23.8	127	140	125	-9%	2%
TOTAL PART I	5	6	2	6	19	24.9	138	144	130	-4%	6%

Difference from Last Year -6

Statistics are based on UCR criteria, not GA Criminal Code.

* Rape Code 11A is the historical definition of rape (aka Legacy Rape); Rape Codes 11B and 11C are those moved from Part II to Part I in 2017.

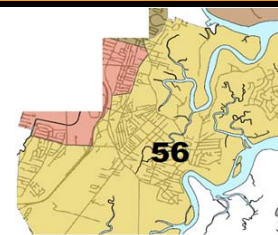
* Rape Code 11A is the historical definition of rape; Rape Codes 11B and 11C are those moved from Part II to Part I status in accordance with federal mandate.

Shots Fired Calls	Week Ending 06/03/17	Week Ending 06/10/17	Week Ending 06/17/17	Week Ending 06/24/17	28 Days Ending 06/24/17	28 Day Average 2016	YTD 2017	YTD 2016	YTD 2015	Change 16 to 17	Change vs. 2015
53S ShotSpotter Calls	0	0	0	0	0	0.0	0	0	0	0%	0%
Sig 53 Shots Fired Calls	2	0	2	1	5	5.3	35	31	30	13%	17%

BEAT 56

Islands Precinct

Week Ending 06/24/17



	Last 4 Weeks				28 Days Ending 06/24/17	28 Day Average 2016	YTD 2017	YTD 2016	YTD 2015	Change 16 to 17	Change vs. 2015
	Ending 06/03/17	Ending 06/10/17	Ending 06/17/17	Ending 06/24/17							
HOMICIDE	0	0	0	0	0	0.0	1	0	0	1	1
RAPE (11A) *	0	0	0	0	0	0.0	0	0	0	0	0
RAPE (11B & 11C) *	0	0	0	0	0	0.0	0	0	0	0	0
COMMERCIAL ROBBERY	0	0	0	0	0	0.0	0	0	0	0	0
STREET ROBBERY	0	0	0	0	0	0.0	0	0	2	0	-2
RESIDENTIAL ROBBERY	0	0	0	0	0	0.0	1	0	1	1	0
AGG ASSAULT w/ GUN	0	0	0	0	0	0.3	1	2	3	-1	-2
AGG ASSAULT w/o GUN	0	0	0	0	0	0.1	0	0	1	0	-1
TOTAL VIOLENT	0	0	0	0	0	0.4	3	2	7	50%	-57%
COMMERCIAL BURGLARY	0	0	0	0	0	0.1	0	0	1	0	-1
RESIDENTIAL BURGLARY	0	0	0	0	0	1.2	7	6	4	1	3
SUDDEN SNATCHING	0	0	0	0	0	0.0	0	0	0	0	0
SHOPLIFTING	0	0	0	0	0	0.0	0	0	0	0	0
THEFT FROM VEHICLE	0	0	0	1	1	0.5	3	4	2	-1	1
THEFT FROM YARD	0	0	0	0	0	0.3	0	1	0	-1	0
THEFT FROM BLDG	0	0	0	0	0	0.2	1	1	2	0	-1
OTHER LARCENY	0	0	0	0	0	0.2	1	2	1	-1	0
AUTO THEFT	0	0	0	0	0	0.1	2	1	2	1	0
TOTAL PROPERTY	0	0	0	1	1	2.5	14	15	12	-7%	17%
TOTAL PART I	0	0	0	1	1	2.9	17	17	19	0%	-11%

Difference from Last Year 0

Statistics are based on UCR criteria, not GA Criminal Code.

* Rape Code 11A is the historical definition of rape (aka Legacy Rape); Rape Codes 11B and 11C are those moved from Part II to Part I in 2017.

* Rape Code 11A is the historical definition of rape; Rape Codes 11B and 11C are those moved from Part II to Part I status in accordance with federal mandate.

Shots Fired Calls	Week Ending 06/03/17	Week Ending 06/10/17	Week Ending 06/17/17	Week Ending 06/24/17	28 Days Ending 06/24/17	28 Day Average 2016	YTD 2017	YTD 2016	YTD 2015	Change 16 to 17	Change vs. 2015
53S ShotSpotter Calls	0	0	0	0	0	0.0	0	0	0	0%	0%
Sig 53 Shots Fired Calls	1	1	0	0	2	4.0	21	23	17	-9%	24%



COMPSTAT WHITEFIELD PRECINCT Week Ending 06/24/17

PRECINCT COMMANDER:
LT. TORRENCE GARVIN



	Week Ending 06/24/17	Week Ending 06/17/17	Weekly Avg 2016	28-Day Ending 06/24/17	28-Day Ending 5/20/17	Avg 28-Day 2016	YTD 2017	YTD 2016	YTD 2015	Change 16 to 17	Change vs. 2015
HOMICIDE	0	0	0	0	0	0	2	2	1	0	1
RAPE (11A) *	0	0	0	0	0	0	1	2	2	-1	-1
RAPE (11B & 11C) *	0	0	0	0	0	0	6	1	1	5	5
COMMERCIAL ROBBERY	0	0	0	0	0	0	0	2	4	-2	-4
STREET ROBBERY	0	0	0	0	1	1	5	2	1	3	4
RESIDENTIAL ROBBERY	0	0	0	0	0	0	0	0	4	0	-4
AGG ASSAULT w/ GUN	0	0	0	0	0	1	3	10	5	-7	-2
AGG ASSAULT w/o GUN	0	0	0	0	1	1	2	9	3	-7	-1
TOTAL VIOLENT	0	0	1	0	2	4	19	28	21	-32%	-10%
COMMERCIAL BURGLARY	0	0	0	0	1	2	2	10	5	-8	-3
RESIDENTIAL BURGLARY	0	2	3	6	10	13	51	88	73	-37	-22
SUDDEN SNATCHING	0	0	0	0	0	1	1	2	1	-1	0
SHOPLIFTING	0	2	2	9	14	9	66	60	95	6	-29
THEFT FROM VEHICLE	1	2	3	7	19	11	79	60	38	19	41
THEFT FROM YARD	0	1	1	3	4	5	22	21	23	1	-1
THEFT FROM BLDG	2	3	1	8	6	6	36	40	33	-4	3
OTHER LARCENY	0	1	0	3	2	1	13	2	2	11	11
AUTO THEFT	0	1	1	2	6	4	19	22	14	-3	5
TOTAL PROPERTY	3	12	13	38	62	51	289	305	284	-5%	2%
TOTAL PART I	3	12	14	38	64	56	308	333	305	-8%	1%

Difference from Last Year -25

Statistics are based on UCR criteria, not GA Criminal Code.

Statistics are preliminary, based on RMS data at the time prepared, and are subject to change due to late reports, reclassifications, updated locations, etc.

Cell Shading: white is within 0.6 standard deviation of the mean; red is above; green is below.

* Rape Code 11A is the historical definition of rape; Rape Codes 11B and 11C are those moved from Part II to Part I status in accordance with federal mandate.

Citizen Initiated Calls	Week Ending 06/24/17	Week Ending 06/17/17	Weekly Avg 2016	28-Day Ending 06/24/17	28-Day Ending 5/20/17	Avg 28-Day 2016	YTD 2017	YTD 2016	YTD 2015	Change 16 to 17	Change vs. 2015
Midnight Shift	25	29	34	117	107	138	753	784	0	-31	753
Day Shift	65	84	101	347	415	403	2419	2382	0	37	2419
Afternoon Shift	80	107	102	358	360	407	2236	2418	0	-182	2236
TOTAL CITIZEN CFS	170	220	237	822	882	947	5408	5584	0	-3.2%	#DIV/0!
53S ShotSpotter Calls	0	0	0	3	0	0	0	0	0	0	0
Sig 53 Shots Fired Calls	2	3	5	81	14	18	73	98	83	-25	-10

BEAT 61
Whitefield Precinct
Week Ending 06/24/17

	Last 4 Weeks				28 Days Ending 06/24/17	28 Day Average 2016	YTD 2017	YTD 2016	YTD 2015	Change 16 to 17	Change vs. 2015
	Ending 06/03/17	Ending 06/10/17	Ending 06/17/17	Ending 06/24/17							
HOMICIDE	0	0	0	0	0	0.0	2	0	0	2	2
RAPE (11A) *	0	0	0	0	0	0.0	0	0	2	0	-2
RAPE (11B & 11C) *	0	0	0	0	0	0.2	0	1	1	-1	-1
COMMERCIAL ROBBERY	0	0	0	0	0	0.1	0	1	0	-1	0
STREET ROBBERY	0	0	0	0	0	0.2	2	0	1	2	1
RESIDENTIAL ROBBERY	0	0	0	0	0	0.0	0	0	3	0	-3
AGG ASSAULT w/ GUN	0	0	0	0	0	0.2	1	3	0	-2	1
AGG ASSAULT w/o GUN	0	0	0	0	0	0.5	0	3	1	-3	-1
TOTAL VIOLENT	0	0	0	0	0	1.1	5	8	8	-38%	-38%
COMMERCIAL BURGLARY	0	0	0	0	0	0.8	1	3	2	-2	-1
RESIDENTIAL BURGLARY	1	0	1	0	2	4.3	26	30	29	-4	-3
SUDDEN SNATCHING	0	0	0	0	0	0.2	0	0	0	0	0
SHOPLIFTING	4	3	2	0	9	7.7	63	49	88	14	-25
THEFT FROM VEHICLE	0	3	1	0	4	5.7	40	26	14	14	26
THEFT FROM YARD	0	0	0	0	0	2.8	10	10	7	0	3
THEFT FROM BLDG	1	0	1	0	2	2.8	14	18	13	-4	1
OTHER LARCENY	1	1	0	0	2	0.8	7	2	0	5	7
AUTO THEFT	0	0	0	0	0	1.4	4	5	3	-1	1
TOTAL PROPERTY	7	7	5	0	19	26.3	165	143	156	15%	6%
TOTAL PART I	7	7	5	0	19	27.5	170	151	164	13%	4%

Difference from Last Year 19

Statistics are based on UCR criteria, not GA Criminal Code.

* Rape Code 11A is the historical definition of rape (aka Legacy Rape); Rape Codes 11B and 11C are those moved from Part II to Part I in 2017.

* Rape Code 11A is the historical definition of rape; Rape Codes 11B and 11C are those moved from Part II to Part I status in accordance with federal mandate.

Shots Fired Calls	Week Ending 06/03/17	Week Ending 06/10/17	Week Ending 06/17/17	Week Ending 06/24/17	28 Days Ending 06/24/17	28 Day Average 2016	YTD 2017	YTD 2016	YTD 2015	Change 16 to 17	Change vs. 2015
53S ShotSpotter Calls	0	0	0	0	0	0.0	0	0	0	0%	0%
Sig 53 Shots Fired Calls	1	3	1	0	5	4.4	38	49	20	-22%	90%

BEAT 62
Whitefield Precinct
Week Ending 06/24/17

	Last 4 Weeks				28 Days Ending 06/24/17	28 Day Average 2016	YTD 2017	YTD 2016	YTD 2015	Change 16 to 17	Change vs. 2015
	Ending 06/03/17	Ending 06/10/17	Ending 06/17/17	Ending 06/24/17							
HOMICIDE	0	0	0	0	0	0.2	0	2	1	-2	-1
RAPE (11A) *	0	0	0	0	0	0.2	1	2	0	-1	1
RAPE (11B & 11C) *	0	0	0	0	0	0.3	6	0	0	6	6
COMMERCIAL ROBBERY	0	0	0	0	0	0.1	0	1	4	-1	-4
STREET ROBBERY	0	0	0	0	0	0.4	3	2	0	1	3
RESIDENTIAL ROBBERY	0	0	0	0	0	0.2	0	0	1	0	-1
AGG ASSAULT w/ GUN	0	0	0	0	0	1.0	2	7	5	-5	-3
AGG ASSAULT w/o GUN	0	0	0	0	0	0.9	2	6	2	-4	0
TOTAL VIOLENT	0	0	0	0	0	3.2	14	20	13	-30%	8%
COMMERCIAL BURGLARY	0	0	0	0	0	1.2	1	7	3	-6	-2
RESIDENTIAL BURGLARY	0	3	1	0	4	8.6	25	58	44	-33	-19
SUDDEN SNATCHING	0	0	0	0	0	0.4	1	2	1	-1	0
SHOPLIFTING	0	0	0	0	0	1.3	3	11	7	-8	-4
THEFT FROM VEHICLE	1	0	1	1	3	5.0	39	34	24	5	15
THEFT FROM YARD	2	0	1	0	3	2.3	12	11	16	1	-4
THEFT FROM BLDG	0	2	2	2	6	3.2	22	22	20	0	2
OTHER LARCENY	0	0	1	0	1	0.4	6	0	2	6	4
AUTO THEFT	1	0	1	0	2	2.4	15	17	11	-2	4
TOTAL PROPERTY	4	5	7	3	19	24.9	124	162	128	-23%	-3%
TOTAL PART I	4	5	7	3	19	28.1	138	182	141	-24%	-2%

Difference from Last Year -44

Statistics are based on UCR criteria, not GA Criminal Code.

* Rape Code 11A is the historical definition of rape (aka Legacy Rape); Rape Codes 11B and 11C are those moved from Part II to Part I in 2017.

* Rape Code 11A is the historical definition of rape; Rape Codes 11B and 11C are those moved from Part II to Part I status in accordance with federal mandate.

Shots Fired Calls	Week Ending 06/03/17	Week Ending 06/10/17	Week Ending 06/17/17	Week Ending 06/24/17	28 Days Ending 06/24/17	28 Day Average 2016	YTD 2017	YTD 2016	YTD 2015	Change 16 to 17	Change vs. 2015
53S ShotSpotter Calls	0	0	0	0	0	0.0	0	0	0	0%	0%
Sig 53 Shots Fired Calls	1	3	2	2	8	13.8	35	49	63	-29%	-44%