



COMPSTAT TOTAL JURISDICTION Week Ending 06/17/17

PATROL COMMANDER:
MAJOR KERRY THOMAS



	Week Ending 06/17/17	Week Ending 06/10/17	Weekly Avg 2016	28-Day Ending 06/17/17	28-Day Ending 5/20/17	Avg 28-Day 2016	YTD 2017	YTD 2016	YTD 2015	Change 16 to 17	Change vs. 2015
HOMICIDE	1	1	1	2	6	4	19	29	16	-10	3
RAPE (11A) *	2	1	1	8	4	4	25	28	25	-3	0
RAPE (11B & 11C) *	0	1	1	1	9	6	30	23	10	7	20
COMMERCIAL ROBBERY	1	1	2	5	10	7	48	43	25	5	23
STREET ROBBERY	3	3	8	18	23	30	110	168	130	-58	-20
RESIDENTIAL ROBBERY	1	0	1	1	2	4	12	22	30	-10	-18
AGG ASSAULT w/ GUN	4	4	5	23	31	21	145	131	125	14	20
AGG ASSAULT w/o GUN	13	7	5	31	29	20	134	118	88	16	46
TOTAL VIOLENT	25	18	24	89	114	96	523	562	449	-7%	16%
COMMERCIAL BURGLARY	4	4	7	16	7	27	82	133	114	-51	-32
RESIDENTIAL BURGLARY	20	18	29	82	88	115	502	619	653	-117	-151
SUDDEN SNATCHING	1	0	2	4	8	9	47	50	38	-3	9
SHOPLIFTING	42	28	31	150	141	126	828	746	783	82	45
THEFT FROM VEHICLE	26	45	39	161	190	156	965	898	861	67	104
THEFT FROM YARD	19	20	16	78	77	65	390	353	371	37	19
THEFT FROM BLDG	23	32	24	107	99	94	530	541	503	-11	27
OTHER LARCENY	2	9	3	18	18	13	112	63	68	49	44
AUTO THEFT	21	21	18	90	79	73	428	399	431	29	-3
TOTAL PROPERTY	158	177	170	706	707	678	3884	3802	3822	2%	2%
TOTAL PART I	183	195	193	795	821	774	4407	4364	4271	1%	3%

Difference from Last Year 43

Statistics are based on UCR criteria, not GA Criminal Code.

Statistics are preliminary, based on RMS data at the time prepared, and are subject to change due to late reports, reclassifications, updated locations, etc.

Cell Shading: white is within 0.6 standard deviation of the mean; red is above; green is below.

* Rape Code 11A is the historical definition of rape; Rape Codes 11B and 11C are those moved from Part II to Part I status in accordance with federal mandate.

Citizen Initiated Calls	Ending 06/17/17	Ending 06/10/17	Avg 2016	Ending 06/17/17	Ending 5/20/17	28-Day 2016	YTD 2017	YTD 2016	YTD 2015	Change 16 to 17	Change vs. 2015
Midnight Shift	459	481	534	1960	2043	2136	12948	13743	12840	-795	108
Day Shift	1096	1103	1223	4571	4717	4891	31144	33279	30459	-2135	685
Afternoon Shift	1226	1205	1305	5066	5259	5220	32895	34874	32208	-1979	687
TOTAL CITIZEN CFS	2781	2789	3062	11597	12019	12246	76987	81896	75507	-6.0%	2.0%
53S ShotSpotter Calls	11	12	23	62	67	92	480	637	326	-157	154
Sig 53 Shots Fired Calls	53	46	63	234	224	253	1361	1564	1265	-203	96



Unincorporated Chatham County

Week Ending 06/17/17

PATROL COMMANDER:
MAJOR KERRY THOMAS



	Week Ending 06/17/17	Week Ending 06/10/17	Weekly Avg 2016	28-Day Ending 06/17/17	28-Day Ending 5/20/17	Avg 28-Day 2016	YTD 2017	YTD 2016	YTD 2015	Change 16 to 17	Change vs. 2015
HOMICIDE	0	0	0.1	0	0	0.5	4	4	2	0	2
RAPE (11A) *	1	0	0.1	1	0	0.5	3	5	5	-2	-2
RAPE (11B & 11C) *	0	1	0.3	1	1	1.1	9	4	2	5	7
COMMERCIAL ROBBERY	0	1	0.2	1	1	0.9	3	7	5	-4	-2
STREET ROBBERY	1	1	0.5	4	0	2.1	9	14	9	-5	0
RESIDENTIAL ROBBERY	0	0	0.2	0	0	0.8	2	6	4	-4	-2
AGG ASSAULT w/ GUN	0	0	0.8	1	2	3.2	13	15	6	-2	7
AGG ASSAULT w/o GUN	0	0	0.8	1	2	3.1	15	16	12	-1	3
TOTAL VIOLENT	2	3	3.0	9	6	12.2	58	71	45	-18%	29%
COMMERCIAL BURGLARY	0	0	0.7	0	3	2.7	10	18	7	-8	3
RESIDENTIAL BURGLARY	4	5	6.7	22	25	26.7	161	172	132	-11	29
SUDDEN SNATCHING	1	0	0.3	1	0	1.1	2	7	1	-5	1
SHOPLIFTING	2	2	6.1	6	9	24.4	133	152	195	-19	-62
THEFT FROM VEHICLE	3	8	7.1	37	24	28.3	182	159	112	23	70
THEFT FROM YARD	4	1	2.8	13	9	11.1	60	55	61	5	-1
THEFT FROM BLDG	2	5	3.8	15	13	15.1	112	84	75	28	37
OTHER LARCENY	1	1	0.9	4	5	3.7	33	17	16	16	17
AUTO THEFT	5	3	3.0	17	12	12.2	76	63	46	13	30
TOTAL PROPERTY	22	25	31.3	115	100	125.3	769	727	645	6%	19%
TOTAL PART I	24	28	34.4	124	106	137.5	827	798	690	4%	20%

Statistics are based on UCR criteria, not GA Criminal Code.

Difference from Last Year 29

Statistics are preliminary, based on RMS data at the time prepared, and are subject to change due to late reports, reclassifications, updated locations, etc.

Cell Shading: white is within 0.6 standard deviation of the mean; red is above; green is below.

* Rape Code 11A is the historical definition of rape; Rape Codes 11B and 11C are those moved from Part II to Part I status in accordance with federal mandate.

Shots Fired Calls	Week Ending 06/17/17	Week Ending 06/10/17	Weekly Avg 2016	28-Day Ending 06/17/17	28-Day Ending 5/20/17	Avg 28-Day 2016	YTD 2017	YTD 2016	YTD 2015	Change 16 to 17	Change vs. 2015
53S ShotSpotter Calls	0	0	0.0	0	0	0.0	0	0	0	0	0
Sig 53 Shots Fired Calls	13	9	11.3	44	45	45.1	266	252	243	14	23



City of Savannah Only

Week Ending 06/17/17

PATROL COMMANDER:
MAJOR KERRY THOMAS



	Week Ending 06/17/17	Week Ending 06/10/17	Weekly Avg 2016	28-Day Ending 06/17/17	28-Day Ending 5/20/17	Avg 28-Day 2016	YTD 2017	YTD 2016	YTD 2015	Change 16 to 17	Change vs. 2015
HOMICIDE	1	1	1	2	6	3	15	25	14	-10	1
RAPE (11A) *	1	1	1	7	4	3	22	23	20	-1	2
RAPE (11B & 11C) *	0	0	1	0	8	5	21	19	8	2	13
COMMERCIAL ROBBERY	1	0	1	4	9	6	45	36	20	9	25
STREET ROBBERY	2	2	7	14	23	28	101	154	121	-53	-20
RESIDENTIAL ROBBERY	1	0	1	1	2	3	10	16	26	-6	-16
AGG ASSAULT w/ GUN	4	4	5	22	29	18	132	116	119	16	13
AGG ASSAULT w/o GUN	13	7	4	30	27	17	119	102	76	17	43
TOTAL VIOLENT	23	15	21	80	108	83	465	491	404	-5%	15%
COMMERCIAL BURGLARY	4	4	6	16	4	24	72	115	107	-43	-35
RESIDENTIAL BURGLARY	16	13	22	60	63	88	341	447	521	-106	-180
SUDDEN SNATCHING	0	0	2	3	8	7	45	43	37	2	8
SHOPLIFTING	40	26	25	144	132	101	695	594	588	101	107
THEFT FROM VEHICLE	23	37	32	124	166	128	783	739	749	44	34
THEFT FROM YARD	15	19	14	65	68	54	330	298	310	32	20
THEFT FROM BLDG	21	27	20	92	86	79	418	457	428	-39	-10
OTHER LARCENY	1	8	2	14	13	9	79	46	52	33	27
AUTO THEFT	16	18	15	73	67	61	352	336	385	16	-33
TOTAL PROPERTY	136	152	138	591	607	553	3115	3075	3177	1%	-2%
TOTAL PART I	159	167	159	671	715	636	3580	3566	3581	0%	0%

Difference from Last Year 14

Statistics are based on UCR criteria, not GA Criminal Code.

Statistics are preliminary, based on RMS data at the time prepared, and are subject to change due to late reports, reclassifications, updated locations, etc.

Cell Shading: white is within 0.6 standard deviation of the mean; red is above; green is below.

* Rape Code 11A is the historical definition of rape; Rape Codes 11B and 11C are those moved from Part II to Part I status in accordance with federal mandate.

Shots Fired Calls	Week Ending 06/17/17	Week Ending 06/10/17	Weekly Avg 2016	28-Day Ending 06/17/17	28-Day Ending 5/20/17	Avg 28-Day 2016	YTD 2017	YTD 2016	YTD 2015	Change 16 to 17	Change vs. 2015
53S ShotSpotter Calls	11	12	22.9	62	67	91.7	480	637	326	-157	154
Sig 53 Shots Fired Calls	40	37	52.0	190	179	207.9	1095	1312	1022	-217	73



COMPSTAT WEST CHATHAM PRECINCT Week Ending 06/17/17

PRECINCT COMMANDER:
CAPT. JOHN BEST



	Week Ending 06/17/17	Week Ending 06/10/17	Weekly Avg 2016	28-Day Ending 06/17/17	28-Day Ending 5/20/17	Avg 28-Day 2016	YTD 2017	YTD 2016	YTD 2015	Change 16 to 17	Change vs. 2015
HOMICIDE	0	0	0	0	0	0	2	3	0	-1	2
RAPE (11A) *	1	0	0	2	0	1	4	8	6	-4	-2
RAPE (11B & 11C) *	0	0	0	0	1	1	4	6	1	-2	3
COMMERCIAL ROBBERY	0	1	0	1	2	1	5	10	7	-5	-2
STREET ROBBERY	1	1	1	6	1	3	13	16	10	-3	3
RESIDENTIAL ROBBERY	0	0	0	0	0	1	2	10	5	-8	-3
AGG ASSAULT w/ GUN	0	1	1	4	2	4	19	20	12	-1	7
AGG ASSAULT w/o GUN	2	0	1	3	3	4	21	22	19	-1	2
TOTAL VIOLENT	4	3	4	16	9	16	70	95	60	-26%	17%
COMMERCIAL BURGLARY	1	1	1	4	4	5	23	28	33	-5	-10
RESIDENTIAL BURGLARY	4	4	6	16	22	22	121	150	128	-29	-7
SUDDEN SNATCHING	1	0	0	1	1	1	4	6	3	-2	1
SHOPLIFTING	2	3	3	11	8	14	75	88	99	-13	-24
THEFT FROM VEHICLE	4	10	7	42	30	29	146	168	133	-22	13
THEFT FROM YARD	5	4	3	19	15	10	74	60	66	14	8
THEFT FROM BLDG	2	6	4	20	20	16	122	78	95	44	27
OTHER LARCENY	1	1	1	3	5	4	26	10	15	16	11
AUTO THEFT	4	5	4	18	16	16	88	79	84	9	4
TOTAL PROPERTY	24	34	29	134	121	118	679	667	656	2%	4%
TOTAL PART I	28	37	33	150	130	134	749	762	716	-2%	5%

Difference from Last Year -13

Statistics are based on UCR criteria, not GA Criminal Code.

Statistics are preliminary, based on RMS data at the time prepared, and are subject to change due to late reports, reclassifications, updated locations, etc.

Cell Shading: white is within 0.6 standard deviation of the mean; red is above; green is below.

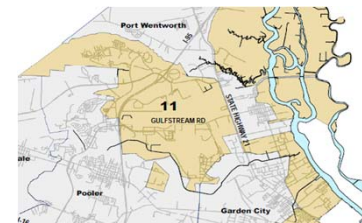
* Rape Code 11A is the historical definition of rape; Rape Codes 11B and 11C are those moved from Part II to Part I status in accordance with federal mandate.

Citizen Initiated Calls	Week Ending 06/17/17	Week Ending 06/10/17	Weekly Avg 2016	28-Day Ending 06/17/17	28-Day Ending 5/20/17	Avg 28-Day 2016	YTD 2017	YTD 2016	YTD 2015	Change 16 to 17	Change vs. 2015
Midnight Shift	102	117	114	441	478	455	2660	2643	2633	17	27
Day Shift	285	265	282	1118	1108	1127	6485	6897	6679	-412	-194
Afternoon Shift	301	255	294	1188	1250	1177	6877	6940	6923	-63	-46
TOTAL CITIZEN CFS	688	688	690	2747	2836	2758	16022	16480	16235	-2.8%	-1.3%
53S ShotSpotter Calls	0	0	0	0	0	0	1	3	1	-2	0
Sig 53 Shots Fired Calls	13	3	10	32	34	38	196	243	194	-47	2

BEAT 11

West Chatham Precinct

Week Ending 06/17/17



	Last 4 Weeks				28 Days Ending 06/17/17	28 Day Average 2016	YTD 2017	YTD 2016	YTD 2015	Change 16 to 17	Change vs. 2015
	Ending 05/27/17	Ending 06/03/17	Ending 06/10/17	Ending 06/17/17							
HOMICIDE	0	0	0	0	0	0.0	0	0	0	0	0
RAPE (11A) *	0	0	0	0	0	0.1	0	1	0	-1	0
RAPE (11B & 11C) *	0	0	0	0	0	0.1	1	0	0	1	1
COMMERCIAL ROBBERY	0	0	0	0	0	0.3	1	2	2	-1	-1
STREET ROBBERY	0	0	0	0	0	0.2	2	1	1	1	1
RESIDENTIAL ROBBERY	0	0	0	0	0	0.1	0	0	0	0	0
AGG ASSAULT w/ GUN	0	0	0	0	0	0.1	3	1	1	2	2
AGG ASSAULT w/o GUN	0	0	0	1	1	0.5	3	3	0	0	3
TOTAL VIOLENT	0	0	0	1	1	1.3	10	8	4	25%	150%
COMMERCIAL BURGLARY	0	1	0	0	1	0.4	3	3	5	0	-2
RESIDENTIAL BURGLARY	1	1	1	0	3	1.1	11	7	10	4	1
SUDDEN SNATCHING	0	0	0	0	0	0.1	0	1	0	-1	0
SHOPLIFTING	0	0	0	0	0	0.2	1	0	1	1	0
THEFT FROM VEHICLE	0	2	2	1	5	3.5	23	17	16	6	7
THEFT FROM YARD	0	1	1	0	2	1.9	14	12	9	2	5
THEFT FROM BLDG	1	4	2	1	8	3.3	33	15	27	18	6
OTHER LARCENY	0	0	1	0	1	0.7	3	3	2	0	1
AUTO THEFT	0	0	1	0	1	2.2	13	12	15	1	-2
TOTAL PROPERTY	2	9	8	2	21	13.4	101	70	85	44%	19%
TOTAL PART I	2	9	8	3	22	14.7	111	78	89	42%	25%

Difference from Last Year 33

Statistics are based on UCR criteria, not GA Criminal Code.

* Rape Code 11A is the historical definition of rape (aka Legacy Rape); Rape Codes 11B and 11C are those moved from Part II to Part I in 2017.

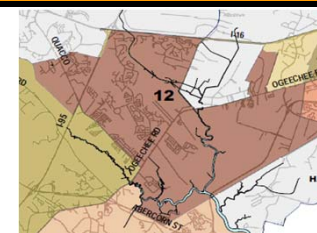
* Rape Code 11A is the historical definition of rape; Rape Codes 11B and 11C are those moved from Part II to Part I status in accordance with federal mandate.

	Week Ending 05/27/17	Week Ending 06/03/17	Week Ending 06/10/17	Week Ending 06/17/17	28 Days Ending 06/17/17	28 Day Average 2016	YTD 2017	YTD 2016	YTD 2015	Change 16 to 17	Change vs. 2015
Shots Fired Calls											
53S ShotSpotter Calls	0	0	0	0	0	0.0	0	0	0	0%	0%
Sig 53 Shots Fired Calls	1	0	1	0	2	1.6	12	6	16	100%	-25%

BEAT 12

West Chatham Precinct

Week Ending 06/17/17



	Last 4 Weeks				28 Days Ending 06/17/17	28 Day Average 2016	YTD 2017	YTD 2016	YTD 2015	Change 16 to 17	Change vs. 2015
	Ending 05/27/17	Ending 06/03/17	Ending 06/10/17	Ending 06/17/17							
HOMICIDE	0	0	0	0	0	0.1	0	1	0	-1	0
RAPE (11A) *	0	0	0	1	1	0.2	1	1	2	0	-1
RAPE (11B & 11C) *	0	0	0	0	0	0.6	0	4	1	-4	-1
COMMERCIAL ROBBERY	0	0	0	0	0	0.3	1	3	1	-2	0
STREET ROBBERY	0	1	1	0	2	0.6	2	5	2	-3	0
RESIDENTIAL ROBBERY	0	0	0	0	0	0.3	0	1	0	-1	0
AGG ASSAULT w/ GUN	0	0	0	0	0	0.7	4	3	0	1	4
AGG ASSAULT w/o GUN	0	1	0	0	1	0.8	7	3	4	4	3
TOTAL VIOLENT	0	2	1	1	4	3.6	15	21	10	-29%	50%
COMMERCIAL BURGLARY	0	0	0	0	0	0.5	1	2	3	-1	-2
RESIDENTIAL BURGLARY	1	2	1	1	5	7.1	21	57	32	-36	-11
SUDDEN SNATCHING	0	0	0	0	0	0.3	0	2	0	-2	0
SHOPLIFTING	0	1	0	0	1	2.9	12	18	13	-6	-1
THEFT FROM VEHICLE	5	5	2	0	12	8.6	45	46	35	-1	10
THEFT FROM YARD	2	2	1	0	5	2.6	12	13	17	-1	-5
THEFT FROM BLDG	1	1	0	0	2	2.7	21	15	13	6	8
OTHER LARCENY	0	1	0	1	2	0.9	5	3	4	2	1
AUTO THEFT	2	0	1	1	4	4.0	13	22	20	-9	-7
TOTAL PROPERTY	11	12	5	3	31	29.5	130	178	137	-27%	-5%
TOTAL PART I	11	14	6	4	35	33.1	145	199	147	-27%	-1%

Difference from Last Year -54

Statistics are based on UCR criteria, not GA Criminal Code.

* Rape Code 11A is the historical definition of rape (aka Legacy Rape); Rape Codes 11B and 11C are those moved from Part II to Part I in 2017.

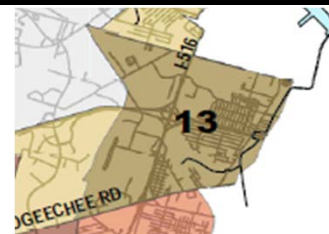
* Rape Code 11A is the historical definition of rape; Rape Codes 11B and 11C are those moved from Part II to Part I status in accordance with federal mandate.

	Week Ending 05/27/17	Week Ending 06/03/17	Week Ending 06/10/17	Week Ending 06/17/17	28 Days Ending 06/17/17	28 Day Average 2016	YTD 2017	YTD 2016	YTD 2015	Change 16 to 17	Change vs. 2015
Shots Fired Calls											
53S ShotSpotter Calls	0	0	0	0	0	0.0	0	0	0	0%	0%
Sig 53 Shots Fired Calls	0	2	2	1	5	6.5	42	37	31	14%	35%

BEAT 13

West Chatham Precinct

Week Ending 06/17/17



	Last 4 Weeks				28 Days Ending 06/17/17	28 Day Average 2016	YTD 2017	YTD 2016	YTD 2015	Change 16 to 17	Change vs. 2015
	Ending 05/27/17	Ending 06/03/17	Ending 06/10/17	Ending 06/17/17							
HOMICIDE	0	0	0	0	0	0.1	1	0	0	1	1
RAPE (11A) *	1	0	0	0	1	0.4	2	3	0	-1	2
RAPE (11B & 11C) *	0	0	0	0	0	0.1	0	0	0	0	0
COMMERCIAL ROBBERY	0	0	0	0	0	0.2	1	1	1	0	0
STREET ROBBERY	0	1	0	0	1	0.8	3	3	2	0	1
RESIDENTIAL ROBBERY	0	0	0	0	0	0.2	1	2	2	-1	-1
AGG ASSAULT w/ GUN	2	0	0	0	2	1.2	4	8	5	-4	-1
AGG ASSAULT w/o GUN	0	0	0	0	0	0.8	6	6	5	0	1
TOTAL VIOLENT	3	1	0	0	4	3.6	18	23	15	-22%	20%
COMMERCIAL BURGLARY	1	0	1	1	3	1.1	10	6	11	4	-1
RESIDENTIAL BURGLARY	1	0	0	0	1	3.1	17	17	23	0	-6
SUDDEN SNATCHING	0	0	0	0	0	0.3	1	0	3	1	-2
SHOPLIFTING	3	0	1	0	4	1.6	12	10	4	2	8
THEFT FROM VEHICLE	2	0	1	0	3	4.2	14	27	24	-13	-10
THEFT FROM YARD	1	0	0	1	2	1.9	8	10	9	-2	-1
THEFT FROM BLDG	1	0	0	0	1	2.1	11	11	15	0	-4
OTHER LARCENY	0	0	0	0	0	0.1	2	0	1	2	1
AUTO THEFT	0	0	0	0	0	2.7	12	15	17	-3	-5
TOTAL PROPERTY	9	0	3	2	14	17.1	87	96	107	-9%	-19%
TOTAL PART I	12	1	3	2	18	20.7	105	119	122	-12%	-14%

Difference from Last Year -14

Statistics are based on UCR criteria, not GA Criminal Code.

* Rape Code 11A is the historical definition of rape (aka Legacy Rape); Rape Codes 11B and 11C are those moved from Part II to Part I in 2017.

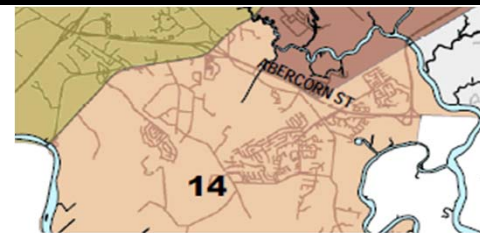
* Rape Code 11A is the historical definition of rape; Rape Codes 11B and 11C are those moved from Part II to Part I status in accordance with federal mandate.

	Week Ending 05/27/17	Week Ending 06/03/17	Week Ending 06/10/17	Week Ending 06/17/17	28 Days Ending 06/17/17	28 Day Average 2016	YTD 2017	YTD 2016	YTD 2017	Change 16 to 17	Change vs. 2015
Shots Fired Calls											
53S ShotSpotter Calls	0	0	0	0	0	0.2	1	3	0	0%	0%
Sig 53 Shots Fired Calls	0	3	0	4	7	8.6	31	62	40	-50%	-23%

BEAT 14

West Chatham Precinct

Week Ending 06/17/17



	Last 4 Weeks				28 Days Ending 06/17/17	28 Day Average 2016	YTD 2017	YTD 2016	YTD 2015	Change 16 to 17	Change vs. 2015
	Ending 05/27/17	Ending 06/03/17	Ending 06/10/17	Ending 06/17/17							
HOMICIDE	0	0	0	0	0	0.2	0	1	0	-1	0
RAPE (11A) *	0	0	0	0	0	0.0	1	0	3	1	-2
RAPE (11B & 11C) *	0	0	0	0	0	0.2	1	1	0	0	1
COMMERCIAL ROBBERY	0	0	1	0	1	0.2	2	0	0	2	2
STREET ROBBERY	0	0	0	0	0	0.4	2	0	1	2	1
RESIDENTIAL ROBBERY	0	0	0	0	0	0.2	0	1	0	-1	0
AGG ASSAULT w/ GUN	0	0	0	0	0	0.2	2	2	0	0	2
AGG ASSAULT w/o GUN	0	0	0	1	1	0.5	1	3	1	-2	0
TOTAL VIOLENT	0	0	1	1	2	1.6	9	8	5	13%	80%
COMMERCIAL BURGLARY	0	0	0	0	0	0.9	2	5	4	-3	-2
RESIDENTIAL BURGLARY	0	0	1	2	3	4.0	39	27	15	12	24
SUDDEN SNATCHING	0	0	0	0	0	0.1	0	1	0	-1	0
SHOPLIFTING	0	0	0	0	0	0.7	8	6	3	2	5
THEFT FROM VEHICLE	4	5	2	1	12	3.7	31	18	24	13	7
THEFT FROM YARD	1	1	1	0	3	1.6	13	11	11	2	2
THEFT FROM BLDG	0	0	0	1	1	1.8	18	9	16	9	2
OTHER LARCENY	0	0	0	0	0	1.2	9	2	5	7	4
AUTO THEFT	3	2	1	1	7	2.6	13	9	13	4	0
TOTAL PROPERTY	8	8	5	5	26	16.5	133	88	91	51%	46%
TOTAL PART I	8	8	6	6	28	18.1	142	96	96	48%	48%

Difference from Last Year 46

Statistics are based on UCR criteria, not GA Criminal Code.

* Rape Code 11A is the historical definition of rape (aka Legacy Rape); Rape Codes 11B and 11C are those moved from Part II to Part I in 2017.

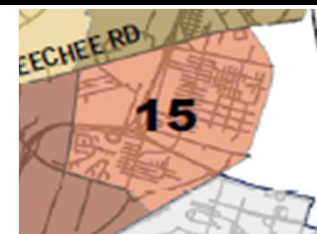
* Rape Code 11A is the historical definition of rape; Rape Codes 11B and 11C are those moved from Part II to Part I status in accordance with federal mandate.

	Week Ending 05/27/17	Week Ending 06/03/17	Week Ending 06/10/17	Week Ending 06/17/17	28 Days Ending 06/17/17	28 Day Average 2016	YTD 2017	YTD 2016	YTD 2015	Change 16 to 17	Change vs. 2015
Shots Fired Calls											
53S ShotSpotter Calls	0	0	0	0	0	0.0	0	0	1	0%	0%
Sig 53 Shots Fired Calls	3	4	0	8	15	7.4	51	57	41	-11%	24%

BEAT 15

West Chatham Precinct

Week Ending 06/17/17



	Last 4 Weeks				28 Days Ending 06/17/17	28 Day Average 2016	YTD 2017	YTD 2016	YTD 2015	Change 16 to 17	Change vs. 2015
	Ending 05/27/17	Ending 06/03/17	Ending 06/10/17	Ending 06/17/17							
HOMICIDE	0	0	0	0	0	0.2	0	1	0	-1	0
RAPE (11A) *	0	0	0	0	0	0.2	0	2	1	-2	-1
RAPE (11B & 11C) *	0	0	0	0	0	0.4	0	1	0	-1	0
COMMERCIAL ROBBERY	0	0	0	0	0	0.5	0	3	0	-3	0
STREET ROBBERY	0	1	0	1	2	0.7	3	3	3	0	0
RESIDENTIAL ROBBERY	0	0	0	0	0	0.3	0	3	1	-3	-1
AGG ASSAULT w/ GUN	0	0	1	0	1	0.9	5	4	6	1	-1
AGG ASSAULT w/o GUN	0	0	0	0	0	0.9	0	5	4	-5	-4
TOTAL VIOLENT	0	1	1	1	3	4.0	8	22	15	-64%	-47%
COMMERCIAL BURGLARY	0	0	0	0	0	1.3	3	6	9	-3	-6
RESIDENTIAL BURGLARY	0	1	0	1	2	3.9	23	26	27	-3	-4
SUDDEN SNATCHING	0	0	0	0	0	0.2	1	2	0	-1	1
SHOPLIFTING	0	1	0	0	1	1.5	4	13	1	-9	3
THEFT FROM VEHICLE	0	0	1	0	1	2.9	15	21	12	-6	3
THEFT FROM YARD	1	0	0	0	1	1.0	11	7	5	4	6
THEFT FROM BLDG	1	1	1	0	3	2.2	13	11	5	2	8
OTHER LARCENY	0	0	0	0	0	0.3	3	2	0	1	3
AUTO THEFT	0	0	0	0	0	1.9	13	11	10	2	3
TOTAL PROPERTY	2	3	2	1	8	15.2	86	99	69	-13%	25%
TOTAL PART I	2	4	3	2	11	19.2	94	121	84	-22%	12%

Difference from Last Year -27

Statistics are based on UCR criteria, not GA Criminal Code.

* Rape Code 11A is the historical definition of rape (aka Legacy Rape); Rape Codes 11B and 11C are those moved from Part II to Part I in 2017.

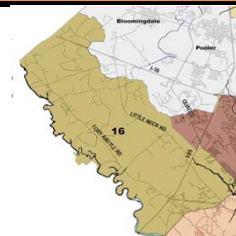
* Rape Code 11A is the historical definition of rape; Rape Codes 11B and 11C are those moved from Part II to Part I status in accordance with federal mandate.

	Week Ending 05/27/17	Week Ending 06/03/17	Week Ending 06/10/17	Week Ending 06/17/17	28 Days Ending 06/17/17	28 Day Average 2016	YTD 2017	YTD 2016	YTD 2015	Change 16 to 17	Change vs. 2015
Shots Fired Calls											
53S ShotSpotter Calls	0	0	0	0	0	0.0	0	0	0	0%	0%
Sig 53 Shots Fired Calls	0	0	0	0	0	8.2	34	50	47	-32%	-28%

BEAT 16

West Chatham Precinct

Week Ending 06/17/17



	Last 4 Weeks				28 Days Ending 06/17/17	28 Day Average 2016	YTD 2017	YTD 2016	YTD 2015	Change 16 to 17	Change vs. 2015
	Ending 05/27/17	Ending 06/03/17	Ending 06/10/17	Ending 06/17/17							
HOMICIDE	0	0	0	0	0	0.0	1	0	0	1	1
RAPE (11A) *	0	0	0	0	0	0.2	0	1	0	-1	0
RAPE (11B & 11C) *	0	0	0	0	0	0.0	2	0	0	2	2
COMMERCIAL ROBBERY	0	0	0	0	0	0.1	0	1	3	-1	-3
STREET ROBBERY	1	0	0	0	1	0.4	1	4	1	-3	0
RESIDENTIAL ROBBERY	0	0	0	0	0	0.4	1	3	2	-2	-1
AGG ASSAULT w/ GUN	1	0	0	0	1	0.5	1	2	0	-1	1
AGG ASSAULT w/o GUN	0	0	0	0	0	0.5	4	2	5	2	-1
TOTAL VIOLENT	2	0	0	0	2	1.9	10	13	11	-23%	-9%
COMMERCIAL BURGLARY	0	0	0	0	0	0.9	4	6	1	-2	3
RESIDENTIAL BURGLARY	0	1	1	0	2	3.1	10	16	21	-6	-11
SUDDEN SNATCHING	0	0	0	1	1	0.1	2	0	0	2	2
SHOPLIFTING	0	1	2	2	5	7.0	38	41	77	-3	-39
THEFT FROM VEHICLE	0	5	2	2	9	6.3	18	39	22	-21	-4
THEFT FROM YARD	0	1	1	4	6	1.4	16	7	15	9	1
THEFT FROM BLDG	1	1	3	0	5	3.7	26	17	19	9	7
OTHER LARCENY	0	0	0	0	0	0.5	4	0	3	4	1
AUTO THEFT	0	2	2	2	6	3.0	24	10	9	14	15
TOTAL PROPERTY	1	11	11	11	34	25.9	142	136	167	4%	-15%
TOTAL PART I	3	11	11	11	36	27.8	152	149	178	2%	-15%

Difference from Last Year 3

Statistics are based on UCR criteria, not GA Criminal Code.

* Rape Code 11A is the historical definition of rape (aka Legacy Rape); Rape Codes 11B and 11C are those moved from Part II to Part I in 2017.

* Rape Code 11A is the historical definition of rape; Rape Codes 11B and 11C are those moved from Part II to Part I status in accordance with federal mandate.

	Week Ending 05/27/17	Week Ending 06/03/17	Week Ending 06/10/17	Week Ending 06/17/17	28 Days Ending 06/17/17	28 Day Average 2016	YTD 2017	YTD 2016	YTD 2015	Change 16 to 17	Change vs. 2015
Shots Fired Calls											
53S ShotSpotter Calls	0	0	0	0	0	0.0	0	0	0	0%	0%
Sig 53 Shots Fired Calls	2	1	0	0	3	6.1	26	31	19	-16%	37%



COMPSTAT DOWNTOWN PRECINCT Week Ending 06/17/17

PRECINCT COMMANDER:
CAPT. JOY GELLATLY



	Week Ending 06/17/17	Week Ending 06/10/17	Weekly Avg 2016	28-Day Ending 06/17/17	28-Day Ending 5/20/17	Avg 28-Day 2016	YTD 2017	YTD 2016	YTD 2015	Change 16 to 17	Change vs. 2015
HOMICIDE	0	0	0	0	0	0	3	3	1	0	2
RAPE (11A) *	0	0	0	1	1	1	6	3	7	3	-1
RAPE (11B & 11C) *	0	0	0	0	3	1	6	4	1	2	5
COMMERCIAL ROBBERY	0	0	0	0	1	1	2	3	3	-1	-1
STREET ROBBERY	1	1	3	6	5	13	45	73	40	-28	5
RESIDENTIAL ROBBERY	1	0	0	1	0	0	2	3	6	-1	-4
AGG ASSAULT w/ GUN	0	1	1	2	6	6	28	33	21	-5	7
AGG ASSAULT w/o GUN	7	1	1	11	7	5	39	27	16	12	23
TOTAL VIOLENT	9	3	7	21	23	27	131	149	95	-12%	38%
COMMERCIAL BURGLARY	1	1	1	5	2	5	19	21	10	-2	9
RESIDENTIAL BURGLARY	2	0	3	4	7	11	34	61	58	-27	-24
SUDDEN SNATCHING	0	0	1	3	3	4	24	25	18	-1	6
SHOPLIFTING	11	6	5	28	17	19	112	89	101	23	11
THEFT FROM VEHICLE	7	6	11	23	35	42	199	247	171	-48	28
THEFT FROM YARD	3	5	4	20	19	16	110	93	85	17	25
THEFT FROM BLDG	4	5	5	24	21	21	117	133	106	-16	11
OTHER LARCENY	0	0	1	0	3	2	15	15	10	0	5
AUTO THEFT	5	4	4	15	14	16	84	84	80	0	4
TOTAL PROPERTY	33	27	34	122	121	136	714	768	639	-7%	12%
TOTAL PART I	42	30	41	143	144	163	845	917	734	-8%	15%

Statistics are based on UCR criteria, not GA Criminal Code.

Difference from Last Year -72

Statistics are preliminary, based on RMS data at the time prepared, and are subject to change due to late reports, reclassifications, updated locations, etc.

Cell Shading: white is within 0.6 standard deviation of the mean; red is above; green is below.

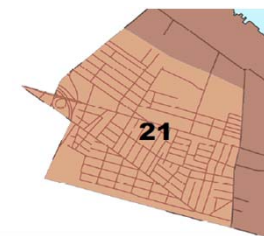
* Rape Code 11A is the historical definition of rape; Rape Codes 11B and 11C are those moved from Part II to Part I status in accordance with federal mandate.

Citizen Initiated Calls	Week Ending 06/17/17	Week Ending 06/10/17	Weekly Avg 2016	28-Day Ending 06/17/17	28-Day Ending 5/20/17	Avg 28-Day 2016	YTD 2017	YTD 2016	YTD 2015	Change 16 to 17	Change vs. 2015
Midnight Shift	90	99	121	445	440	484	2665	2775	2743	-110	-78
Day Shift	221	219	233	903	873	931	5057	5307	5332	-250	-275
Afternoon Shift	216	199	252	918	997	1010	5547	5711	5766	-164	-219
TOTAL CITIZEN CFS	527	517	606	2266	2310	2425	13269	13793	13841	-3.8%	-4.1%
53S ShotSpotter Calls	4	5	8	19	12	30	110	203	96	-93	14
Sig 53 Shots Fired Calls	4	7	11	36	40	43	209	273	162	-64	47

BEAT 21

Downtown Precinct

Week Ending 06/17/17



	Last 4 Weeks				28 Days Ending 06/17/17	28 Day Average 2016	YTD 2017	YTD 2016	YTD 2015	Change 16 to 17	Change vs. 2015
	Ending 05/27/17	Ending 06/03/17	Ending 06/10/17	Ending 06/17/17							
HOMICIDE	0	0	0	0	0	0.2	0	2	0	-2	0
RAPE (11A) *	0	0	0	0	0	0.1	1	0	1	1	0
RAPE (11B & 11C) *	0	0	0	0	0	0.1	1	0	1	1	0
COMMERCIAL ROBBERY	0	0	0	0	0	0.3	0	2	0	-2	0
STREET ROBBERY	0	0	0	0	0	0.7	5	6	6	-1	-1
RESIDENTIAL ROBBERY	0	0	0	0	0	0.1	0	0	3	0	-3
AGG ASSAULT w/ GUN	0	0	0	0	0	1.1	15	7	7	8	8
AGG ASSAULT w/o GUN	0	1	0	0	1	1.4	6	8	5	-2	1
TOTAL VIOLENT	0	1	0	0	1	3.9	28	25	23	12%	22%
COMMERCIAL BURGLARY	0	0	0	1	1	0.7	3	1	1	2	2
RESIDENTIAL BURGLARY	1	0	0	0	1	1.9	7	11	19	-4	-12
SUDDEN SNATCHING	0	0	0	0	0	0.1	0	1	0	-1	0
SHOPLIFTING	1	0	1	2	4	2.1	16	8	13	8	3
THEFT FROM VEHICLE	1	1	0	1	3	2.5	13	10	29	3	-16
THEFT FROM YARD	0	1	1	0	2	1.7	6	8	4	-2	2
THEFT FROM BLDG	1	1	0	1	3	2.0	10	12	13	-2	-3
OTHER LARCENY	0	0	0	0	0	0.2	1	1	1	0	0
AUTO THEFT	0	1	0	0	1	2.5	13	17	14	-4	-1
TOTAL PROPERTY	4	4	2	5	15	13.6	69	69	94	0%	-27%
TOTAL PART I	4	5	2	5	16	17.5	97	94	117	3%	-17%

Difference from Last Year 3

Statistics are based on UCR criteria, not GA Criminal Code.

* Rape Code 11A is the historical definition of rape (aka Legacy Rape); Rape Codes 11B and 11C are those moved from Part II to Part I in 2017.

* Rape Code 11A is the historical definition of rape; Rape Codes 11B and 11C are those moved from Part II to Part I status in accordance with federal mandate.

	Week Ending 05/27/17	Week Ending 06/03/17	Week Ending 06/10/17	Week Ending 06/17/17	28 Days Ending 06/17/17	28 Day Average 2016	YTD 2017	YTD 2016	YTD 2015	Change 16 to 17	Change vs. 2015
Shots Fired Calls											
53S ShotSpotter Calls	0	0	0	0	0	0.0	0	0	0	0%	0%
Sig 53 Shots Fired Calls	5	5	1	1	12	9.3	52	56	38	-7%	37%

BEAT 22

Downtown Precinct

Week Ending 06/17/17



	Last 4 Weeks				28 Days Ending 06/17/17	28 Day Average 2016	YTD 2017	YTD 2016	YTD 2015	Change 16 to 17	Change vs. 2015
	Ending 05/27/17	Ending 06/03/17	Ending 06/10/17	Ending 06/17/17							
HOMICIDE	0	0	0	0	0	0.0	0	0	0	0	0
RAPE (11A) *	0	1	0	0	1	0.4	3	1	4	2	-1
RAPE (11B & 11C) *	0	0	0	0	0	0.2	1	1	0	0	1
COMMERCIAL ROBBERY	0	0	0	0	0	0.1	0	0	0	0	0
STREET ROBBERY	0	0	0	0	0	3.4	4	10	11	-6	-7
RESIDENTIAL ROBBERY	0	0	0	0	0	0.0	0	0	0	0	0
AGG ASSAULT w/ GUN	0	0	0	0	0	0.6	2	2	1	0	1
AGG ASSAULT w/o GUN	0	1	1	2	4	0.9	8	5	1	3	7
TOTAL VIOLENT	0	2	1	2	5	5.6	18	19	17	-5%	6%
COMMERCIAL BURGLARY	2	0	0	0	2	0.8	8	5	4	3	4
RESIDENTIAL BURGLARY	0	0	0	0	0	0.5	0	6	0	-6	0
SUDDEN SNATCHING	0	2	0	0	2	2.9	18	16	10	2	8
SHOPLIFTING	0	1	0	2	3	3.0	21	23	7	-2	14
THEFT FROM VEHICLE	1	0	0	1	2	10.9	30	64	26	-34	4
THEFT FROM YARD	1	2	0	0	3	3.1	26	20	17	6	9
THEFT FROM BLDG	4	5	3	2	14	8.0	46	49	33	-3	13
OTHER LARCENY	0	0	0	0	0	0.4	3	3	0	0	3
AUTO THEFT	0	0	1	1	2	3.1	11	15	7	-4	4
TOTAL PROPERTY	8	10	4	6	28	32.7	163	201	104	-19%	57%
TOTAL PART I	8	12	5	8	33	38.3	181	220	121	-18%	50%

Difference from Last Year -39

Statistics are based on UCR criteria, not GA Criminal Code.

* Rape Code 11A is the historical definition of rape (aka Legacy Rape); Rape Codes 11B and 11C are those moved from Part II to Part I in 2017.

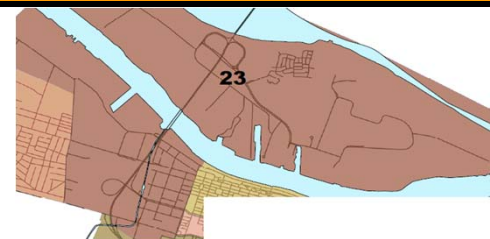
* Rape Code 11A is the historical definition of rape; Rape Codes 11B and 11C are those moved from Part II to Part I status in accordance with federal mandate.

	Week Ending 05/27/17	Week Ending 06/03/17	Week Ending 06/10/17	Week Ending 06/17/17	28 Days Ending 06/17/17	28 Day Average 2016	YTD 2017	YTD 2016	YTD 2015	Change 16 to 17	Change vs. 2015
Shots Fired Calls											
53S ShotSpotter Calls	0	0	0	0	0	1.2	5	6	3	0%	0%
Sig 53 Shots Fired Calls	0	0	0	1	1	1.8	11	12	11	-8%	0%

BEAT 23

Downtown Precinct

Week Ending 06/17/17



	Last 4 Weeks				28 Days Ending 06/17/17	28 Day Average 2016	YTD 2017	YTD 2016	YTD 2015	Change 16 to 17	Change vs. 2015
	Ending 05/27/17	Ending 06/03/17	Ending 06/10/17	Ending 06/17/17							
HOMICIDE	0	0	0	0	0	0.0	2	0	0	2	2
RAPE (11A) *	0	0	0	0	0	0.1	1	1	1	0	0
RAPE (11B & 11C) *	0	0	0	0	0	0.0	2	0	0	2	2
COMMERCIAL ROBBERY	0	0	0	0	0	0.0	0	0	0	0	0
STREET ROBBERY	1	0	0	0	1	1.7	3	9	5	-6	-2
RESIDENTIAL ROBBERY	0	0	0	0	0	0.2	0	1	1	-1	-1
AGG ASSAULT w/ GUN	0	0	0	0	0	0.6	1	2	3	-1	-2
AGG ASSAULT w/o GUN	0	0	0	1	1	0.8	6	6	2	0	4
TOTAL VIOLENT	1	0	0	1	2	3.3	15	19	12	-21%	25%
COMMERCIAL BURGLARY	0	0	0	0	0	0.1	1	0	0	1	1
RESIDENTIAL BURGLARY	0	0	0	0	0	1.3	3	4	5	-1	-2
SUDDEN SNATCHING	0	0	0	0	0	0.4	2	2	2	0	0
SHOPLIFTING	0	1	0	0	1	2.0	8	10	11	-2	-3
THEFT FROM VEHICLE	1	1	2	2	6	4.4	24	33	18	-9	6
THEFT FROM YARD	0	0	0	0	0	1.7	4	6	5	-2	-1
THEFT FROM BLDG	0	1	0	0	1	3.1	16	22	15	-6	1
OTHER LARCENY	0	0	0	0	0	0.3	1	0	0	1	1
AUTO THEFT	0	0	1	0	1	2.0	4	10	8	-6	-4
TOTAL PROPERTY	1	3	3	2	9	15.3	63	87	64	-28%	-2%
TOTAL PART I	2	3	3	3	11	18.6	78	106	76	-26%	3%

Difference from Last Year -28

Statistics are based on UCR criteria, not GA Criminal Code.

* Rape Code 11A is the historical definition of rape (aka Legacy Rape); Rape Codes 11B and 11C are those moved from Part II to Part I in 2017.

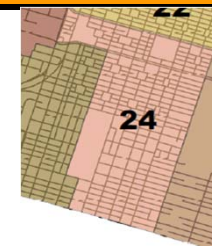
* Rape Code 11A is the historical definition of rape; Rape Codes 11B and 11C are those moved from Part II to Part I status in accordance with federal mandate.

Shots Fired Calls	Week Ending 05/27/17	Week Ending 06/03/17	Week Ending 06/10/17	Week Ending 06/17/17	28 Days Ending 06/17/17	28 Day Average 2016	YTD 2017	YTD 2016	YTD 2015	Change 16 to 17	Change vs. 2015
53S ShotSpotter Calls	2	1	0	2	5	3.5	18	23	17	0%	0%
Sig 53 Shots Fired Calls	2	0	2	0	4	3.5	13	20	18	-35%	-28%

BEAT 24

Downtown Precinct

Week Ending 06/17/17



	Last 4 Weeks				28 Days Ending 06/17/17	28 Day Average 2016	YTD 2017	YTD 2016	YTD 2015	Change 16 to 17	Change vs. 2015
	Ending 05/27/17	Ending 06/03/17	Ending 06/10/17	Ending 06/17/17							
HOMICIDE	0	0	0	0	0	0.1	0	0	0	0	0
RAPE (11A) *	0	0	0	0	0	0.2	1	0	1	1	0
RAPE (11B & 11C) *	0	0	0	0	0	0.2	0	0	0	0	0
COMMERCIAL ROBBERY	0	0	0	0	0	0.1	1	0	1	1	0
STREET ROBBERY	1	0	0	1	2	3.1	12	16	7	-4	5
RESIDENTIAL ROBBERY	0	0	0	0	0	0.2	0	1	1	-1	-1
AGG ASSAULT w/ GUN	0	0	1	0	1	0.1	2	0	1	2	1
AGG ASSAULT w/o GUN	0	0	0	1	1	0.5	3	1	2	2	1
TOTAL VIOLENT	1	0	1	2	4	4.3	19	18	13	6%	46%
COMMERCIAL BURGLARY	1	0	0	0	1	0.5	2	1	1	1	1
RESIDENTIAL BURGLARY	0	0	0	0	0	1.5	5	7	7	-2	-2
SUDDEN SNATCHING	1	0	0	0	1	0.5	1	5	5	-4	-4
SHOPLIFTING	2	2	3	5	12	5.0	27	23	54	4	-27
THEFT FROM VEHICLE	0	1	2	3	6	10.3	61	72	52	-11	9
THEFT FROM YARD	1	2	1	2	6	5.1	38	32	35	6	3
THEFT FROM BLDG	0	0	0	1	1	3.7	19	24	21	-5	-2
OTHER LARCENY	0	0	0	0	0	0.8	5	5	7	0	-2
AUTO THEFT	1	2	0	1	4	3.3	23	13	16	10	7
TOTAL PROPERTY	6	7	6	12	31	30.7	181	182	198	-1%	-9%
TOTAL PART I	7	7	7	14	35	35.0	200	200	211	0%	-5%

Difference from Last Year 0

Statistics are based on UCR criteria, not GA Criminal Code.

* Rape Code 11A is the historical definition of rape (aka Legacy Rape); Rape Codes 11B and 11C are those moved from Part II to Part I in 2017.

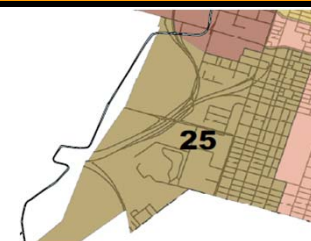
* Rape Code 11A is the historical definition of rape; Rape Codes 11B and 11C are those moved from Part II to Part I status in accordance with federal mandate.

Shots Fired Calls	Week Ending 05/27/17	Week Ending 06/03/17	Week Ending 06/10/17	Week Ending 06/17/17	28 Days Ending 06/17/17	28 Day Average 2016	YTD 2017	YTD 2016	YTD 2015	Change 16 to 17	Change vs. 2015
53S ShotSpotter Calls	0	0	2	1	3	3.8	16	28	11	0%	0%
Sig 53 Shots Fired Calls	0	2	2	0	4	8.8	41	60	23	-32%	78%

BEAT 25

Downtown Precinct

Week Ending 06/17/17



	Last 4 Weeks				28 Days Ending 06/17/17	28 Day Average 2016	YTD 2017	YTD 2016	YTD 2015	Change 16 to 17	Change vs. 2015
	Ending 05/27/17	Ending 06/03/17	Ending 06/10/17	Ending 06/17/17							
HOMICIDE	0	0	0	0	0	0.0	0	0	1	0	-1
RAPE (11A) *	0	0	0	0	0	0.1	0	1	0	-1	0
RAPE (11B & 11C) *	0	0	0	0	0	0.2	0	2	0	-2	0
COMMERCIAL ROBBERY	0	0	0	0	0	0.1	1	1	2	0	-1
STREET ROBBERY	1	1	0	0	2	2.4	12	17	5	-5	7
RESIDENTIAL ROBBERY	0	0	0	0	0	0.0	0	0	0	0	0
AGG ASSAULT w/ GUN	0	1	0	0	1	0.9	4	4	7	0	-3
AGG ASSAULT w/o GUN	0	0	0	0	0	0.8	4	3	1	1	3
TOTAL VIOLENT	1	2	0	0	3	4.5	21	28	16	-25%	31%
COMMERCIAL BURGLARY	0	0	1	0	1	1.6	3	9	3	-6	0
RESIDENTIAL BURGLARY	0	0	0	0	0	1.7	3	10	9	-7	-6
SUDDEN SNATCHING	0	0	0	0	0	0.2	2	1	0	1	2
SHOPLIFTING	2	2	1	2	7	4.0	32	12	9	20	23
THEFT FROM VEHICLE	0	1	2	0	3	9.5	40	53	27	-13	13
THEFT FROM YARD	0	1	2	1	4	2.3	21	15	10	6	11
THEFT FROM BLDG	2	0	2	0	4	2.3	18	11	14	7	4
OTHER LARCENY	0	0	0	0	0	0.3	1	3	2	-2	-1
AUTO THEFT	0	2	2	1	5	3.2	23	19	19	4	4
TOTAL PROPERTY	4	6	10	4	24	25.0	143	133	93	8%	54%
TOTAL PART I	5	8	10	4	27	29.5	164	161	109	2%	50%

Difference from Last Year 3

Statistics are based on UCR criteria, not GA Criminal Code.

* Rape Code 11A is the historical definition of rape (aka Legacy Rape); Rape Codes 11B and 11C are those moved from Part II to Part I in 2017.

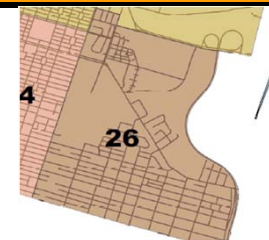
* Rape Code 11A is the historical definition of rape; Rape Codes 11B and 11C are those moved from Part II to Part I status in accordance with federal mandate.

	Week Ending 05/27/17	Week Ending 06/03/17	Week Ending 06/10/17	Week Ending 06/17/17	28 Days Ending 06/17/17	28 Day Average 2016	YTD 2017	YTD 2016	YTD 2015	Change 16 to 17	Change vs. 2015
Shots Fired Calls											
53S ShotSpotter Calls	0	1	0	0	1	6.3	23	39	25	0%	0%
Sig 53 Shots Fired Calls	1	2	0	0	3	6.4	24	54	25	-56%	-4%

BEAT 26

Downtown Precinct

Week Ending 06/17/17



	Last 4 Weeks				28 Days Ending 06/17/17	28 Day Average 2016	YTD 2017	YTD 2016	YTD 2015	Change 16 to 17	Change vs. 2015
	Ending 05/27/17	Ending 06/03/17	Ending 06/10/17	Ending 06/17/17							
HOMICIDE	0	0	0	0	0	0.2	1	1	0	0	1
RAPE (11A) *	0	0	0	0	0	0.1	0	0	0	0	0
RAPE (11B & 11C) *	0	0	0	0	0	0.5	2	1	0	1	2
COMMERCIAL ROBBERY	0	0	0	0	0	0.0	0	0	0	0	0
STREET ROBBERY	0	0	1	0	1	1.7	9	15	6	-6	3
RESIDENTIAL ROBBERY	0	0	0	1	1	0.1	2	1	1	1	1
AGG ASSAULT w/ GUN	0	0	0	0	0	2.3	4	18	2	-14	2
AGG ASSAULT w/o GUN	0	1	0	3	4	1.1	12	4	5	8	7
TOTAL VIOLENT	0	1	1	4	6	5.9	30	40	14	-25%	114%
COMMERCIAL BURGLARY	0	0	0	0	0	1.3	2	5	1	-3	1
RESIDENTIAL BURGLARY	0	1	0	2	3	4.1	16	23	18	-7	-2
SUDDEN SNATCHING	0	0	0	0	0	0.0	1	0	1	1	0
SHOPLIFTING	0	0	1	0	1	2.4	8	13	7	-5	1
THEFT FROM VEHICLE	0	3	0	0	3	4.6	31	15	19	16	12
THEFT FROM YARD	2	2	1	0	5	1.7	15	12	14	3	1
THEFT FROM BLDG	0	1	0	0	1	1.9	8	15	10	-7	-2
OTHER LARCENY	0	0	0	0	0	0.5	4	3	0	1	4
AUTO THEFT	0	0	0	2	2	2.1	10	10	16	0	-6
TOTAL PROPERTY	2	7	2	4	15	18.7	95	96	86	-1%	10%
TOTAL PART I	2	8	3	8	21	24.6	125	136	100	-8%	25%

Difference from Last Year -11

Statistics are based on UCR criteria, not GA Criminal Code.

* Rape Code 11A is the historical definition of rape (aka Legacy Rape); Rape Codes 11B and 11C are those moved from Part II to Part I in 2017.

* Rape Code 11A is the historical definition of rape; Rape Codes 11B and 11C are those moved from Part II to Part I status in accordance with federal mandate.

Shots Fired Calls	Week Ending 05/27/17	Week Ending 06/03/17	Week Ending 06/10/17	Week Ending 06/17/17	28 Days Ending 06/17/17	28 Day Average 2016	YTD 2017	YTD 2016	YTD 2015	Change 16 to 17	Change vs. 2015
53S ShotSpotter Calls	1	5	3	1	10	15.6	48	107	40	0%	0%
Sig 53 Shots Fired Calls	2	6	2	2	12	13.3	68	71	47	-4%	45%



COMPSTAT CENTRAL PRECINCT Week Ending 06/17/17

PRECINCT COMMANDER:
CAPT. BEN HERRON



	Week Ending 06/17/17	Week Ending 06/10/17	Weekly Avg 2016	28-Day Ending 06/17/17	28-Day Ending 5/20/17	Avg 28-Day 2016	YTD 2017	YTD 2016	YTD 2015	Change 16 to 17	Change vs. 2015
HOMICIDE	0	1	0	1	4	2	6	14	7	-8	-1
RAPE (11A) *	0	1	0	4	3	1	10	6	3	4	7
RAPE (11B & 11C) *	0	0	0	0	1	1	6	3	4	3	2
COMMERCIAL ROBBERY	0	0	0	3	0	1	9	9	3	0	6
STREET ROBBERY	1	0	2	3	8	8	25	39	40	-14	-15
RESIDENTIAL ROBBERY	0	0	0	0	1	1	4	6	4	-2	0
AGG ASSAULT w/ GUN	3	0	1	8	14	5	51	29	45	22	6
AGG ASSAULT w/o GUN	2	0	1	5	12	4	36	25	22	11	14
TOTAL VIOLENT	6	2	6	24	43	23	147	131	128	12%	15%
COMMERCIAL BURGLARY	2	2	2	5	1	8	15	36	38	-21	-23
RESIDENTIAL BURGLARY	7	4	7	16	17	30	97	115	192	-18	-95
SUDDEN SNATCHING	0	0	0	0	1	1	11	10	6	1	5
SHOPLIFTING	4	4	3	24	22	13	115	68	42	47	73
THEFT FROM VEHICLE	6	7	9	28	43	35	216	197	267	19	-51
THEFT FROM YARD	8	8	4	24	22	17	109	96	90	13	19
THEFT FROM BLDG	5	7	6	19	20	23	81	138	89	-57	-8
OTHER LARCENY	0	2	0	4	2	2	22	9	19	13	3
AUTO THEFT	6	5	4	28	22	18	106	103	122	3	-16
TOTAL PROPERTY	38	39	37	148	150	146	772	772	865	0%	-11%
TOTAL PART I	44	41	42	172	193	169	919	903	993	2%	-7%

Statistics are based on UCR criteria, not GA Criminal Code.

Difference from Last Year 16

Statistics are preliminary, based on RMS data at the time prepared, and are subject to change due to late reports, reclassifications, updated locations, etc.

Cell Shading: white is within 0.6 standard deviation of the mean; red is above; green is below.

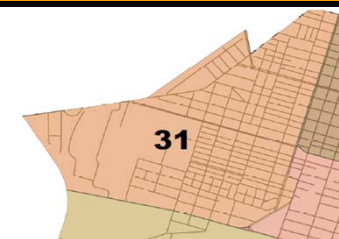
* Rape Code 11A is the historical definition of rape; Rape Codes 11B and 11C are those moved from Part II to Part I status in accordance with federal mandate.

Citizen Initiated Calls	Week Ending 06/17/17	Week Ending 06/10/17	Weekly Avg 2015	28-Day Ending 06/17/17	28-Day Ending 5/20/17	Avg 28-Day 2016	YTD 2017	YTD 2016	YTD 2015	Change 16 to 17	Change vs. 2015
Midnight Shift	106	95	126	428	532	503	2613	2974	2877	-361	-264
Day Shift	214	221	271	954	1008	1085	5829	6176	6246	-347	-417
Afternoon Shift	281	283	294	1141	1194	1176	6413	6741	6723	-328	-310
TOTAL CITIZEN CFS	601	599	691	2523	2734	2764	14855	15891	15846	-6.5%	-6.3%
53S ShotSpotter Calls	4	5	12	36	49	49	307	354	199	-47	108
Sig 53 Shots Fired Calls	13	4	19	65	83	74	451	453	401	-2	50

BEAT 31

Central Precinct

Week Ending 06/17/17



	Last 4 Weeks				28 Days Ending 06/17/17	28 Day Average 2016	YTD 2017	YTD 2016	YTD 2015	Change 16 to 17	Change vs. 2015
	Ending 05/27/17	Ending 06/03/17	Ending 06/10/17	Ending 06/17/17							
HOMICIDE	0	0	1	0	1	0.2	1	1	1	0	0
RAPE (11A) *	0	1	0	0	1	0.0	4	0	1	4	3
RAPE (11B & 11C) *	0	0	0	0	0	0.2	0	1	0	-1	0
COMMERCIAL ROBBERY	0	0	0	0	0	0.1	0	1	0	-1	0
STREET ROBBERY	0	0	0	0	0	0.8	3	2	10	1	-7
RESIDENTIAL ROBBERY	0	0	0	0	0	0.2	2	2	2	0	0
AGG ASSAULT w/ GUN	0	2	0	1	3	1.5	16	9	15	7	1
AGG ASSAULT w/o GUN	1	0	0	1	2	0.8	14	5	4	9	10
TOTAL VIOLENT	1	3	1	2	7	4.0	40	21	33	90%	21%
COMMERCIAL BURGLARY	0	0	0	2	2	0.5	4	3	6	1	-2
RESIDENTIAL BURGLARY	2	1	3	3	9	6.0	45	25	41	20	4
SUDDEN SNATCHING	0	0	0	0	0	0.3	4	3	1	1	3
SHOPLIFTING	0	0	2	0	2	0.5	2	2	0	0	2
THEFT FROM VEHICLE	0	1	0	0	1	2.8	20	20	26	0	-6
THEFT FROM YARD	0	0	2	2	4	1.8	10	11	7	-1	3
THEFT FROM BLDG	0	0	1	0	1	2.4	6	11	11	-5	-5
OTHER LARCENY	0	0	0	0	0	0.3	1	2	1	-1	0
AUTO THEFT	3	0	1	2	6	3.0	22	20	20	2	2
TOTAL PROPERTY	5	2	9	9	25	17.6	114	97	113	18%	1%
TOTAL PART I	6	5	10	11	32	21.6	154	118	146	31%	5%

Difference from Last Year 36

Statistics are based on UCR criteria, not GA Criminal Code.

* Rape Code 11A is the historical definition of rape (aka Legacy Rape); Rape Codes 11B and 11C are those moved from Part II to Part I in 2017.

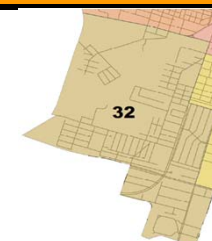
* Rape Code 11A is the historical definition of rape; Rape Codes 11B and 11C are those moved from Part II to Part I status in accordance with federal mandate.

Shots Fired Calls	Week Ending 05/27/17	Week Ending 06/03/17	Week Ending 06/10/17	Week Ending 06/17/17	28 Days Ending 06/17/17	28 Day Average 2016	YTD 2017	YTD 2016	YTD 2015	Change 16 to 17	Change vs. 2015
53S ShotSpotter Calls	4	7	1	0	12	16.8	113	118	87	0%	0%
Sig 53 Shots Fired Calls	2	7	1	2	12	13.7	105	78	78	35%	35%

BEAT 32

Central Precinct

Week Ending 06/17/17



	Last 4 Weeks				28 Days Ending 06/17/17	28 Day Average 2016	YTD 2017	YTD 2016	YTD 2015	Change 16 to 17	Change vs. 2015
	Ending 05/27/17	Ending 06/03/17	Ending 06/10/17	Ending 06/17/17							
HOMICIDE	0	0	0	0	0	0.3	0	2	1	-2	-1
RAPE (11A) *	0	0	0	0	0	0.1	0	1	1	-1	-1
RAPE (11B & 11C) *	0	0	0	0	0	0.0	0	0	0	0	0
COMMERCIAL ROBBERY	1	1	0	0	2	0.4	2	3	1	-1	1
STREET ROBBERY	1	0	0	0	1	1.1	2	9	1	-7	1
RESIDENTIAL ROBBERY	0	0	0	0	0	0.0	0	1	0	-1	0
AGG ASSAULT w/ GUN	1	0	0	0	1	1.0	5	6	6	-1	-1
AGG ASSAULT w/o GUN	0	0	0	0	0	0.5	4	3	6	1	-2
TOTAL VIOLENT	3	1	0	0	4	3.4	13	25	16	-48%	-19%
COMMERCIAL BURGLARY	0	1	0	0	1	1.8	6	5	7	1	-1
RESIDENTIAL BURGLARY	2	0	1	0	3	4.5	17	15	28	2	-11
SUDDEN SNATCHING	0	0	0	0	0	0.2	1	2	1	-1	0
SHOPLIFTING	1	1	0	1	3	2.1	23	19	13	4	10
THEFT FROM VEHICLE	0	2	1	1	4	4.3	16	32	23	-16	-7
THEFT FROM YARD	0	1	0	0	1	1.8	12	10	10	2	2
THEFT FROM BLDG	1	1	1	1	4	2.7	17	20	14	-3	3
OTHER LARCENY	0	0	1	0	1	0.1	6	1	3	5	3
AUTO THEFT	2	3	1	2	8	2.8	18	18	21	0	-3
TOTAL PROPERTY	6	9	5	5	25	20.2	116	122	120	-5%	-3%
TOTAL PART I	9	10	5	5	29	23.6	129	147	136	-12%	-5%

Difference from Last Year -18

Statistics are based on UCR criteria, not GA Criminal Code.

* Rape Code 11A is the historical definition of rape (aka Legacy Rape); Rape Codes 11B and 11C are those moved from Part II to Part I in 2017.

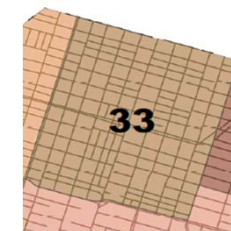
* Rape Code 11A is the historical definition of rape; Rape Codes 11B and 11C are those moved from Part II to Part I status in accordance with federal mandate.

Shots Fired Calls	Week Ending 05/27/17	Week Ending 06/03/17	Week Ending 06/10/17	Week Ending 06/17/17	28 Days Ending 06/17/17	28 Day Average 2016	YTD 2017	YTD 2016	YTD 2015	Change 16 to 17	Change vs. 2015
53S ShotSpotter Calls	0	0	0	0	0	0.1	0	1	0	0%	0%
Sig 53 Shots Fired Calls	0	2	0	2	4	9.4	43	35	44	23%	-2%

BEAT 33

Central Precinct

Week Ending 06/17/17



	Last 4 Weeks				28 Days Ending 06/17/17	28 Day Average 2016	YTD 2017	YTD 2016	YTD 2015	Change 16 to 17	Change vs. 2015
	Ending 05/27/17	Ending 06/03/17	Ending 06/10/17	Ending 06/17/17							
HOMICIDE	0	0	0	0	0	0.8	0	6	1	-6	-1
RAPE (11A) *	1	0	1	0	2	0.4	2	2	1	0	1
RAPE (11B & 11C) *	0	0	0	0	0	0.2	2	0	0	2	2
COMMERCIAL ROBBERY	0	0	0	0	0	0.2	2	2	0	0	2
STREET ROBBERY	0	0	0	0	0	2.1	11	10	12	1	-1
RESIDENTIAL ROBBERY	0	0	0	0	0	0.1	0	1	1	-1	-1
AGG ASSAULT w/ GUN	0	0	0	0	0	0.4	6	2	6	4	0
AGG ASSAULT w/o GUN	1	0	0	0	1	0.8	7	5	2	2	5
TOTAL VIOLENT	2	0	1	0	3	5.0	30	28	23	7%	30%
COMMERCIAL BURGLARY	0	0	0	0	0	2.4	2	12	17	-10	-15
RESIDENTIAL BURGLARY	0	0	0	1	1	3.8	6	12	27	-6	-21
SUDDEN SNATCHING	0	0	0	0	0	0.5	2	4	2	-2	0
SHOPLIFTING	2	1	1	0	4	2.1	19	12	10	7	9
THEFT FROM VEHICLE	1	2	1	1	5	8.1	53	44	61	9	-8
THEFT FROM YARD	2	1	4	3	10	6.0	37	40	27	-3	10
THEFT FROM BLDG	2	1	2	1	6	4.8	16	35	15	-19	1
OTHER LARCENY	0	0	0	0	0	0.5	2	4	5	-2	-3
AUTO THEFT	5	1	1	1	8	3.4	19	22	26	-3	-7
TOTAL PROPERTY	12	6	9	7	34	31.7	156	185	190	-16%	-18%
TOTAL PART I	14	6	10	7	37	36.6	186	213	213	-13%	-13%

Difference from Last Year -27

Statistics are based on UCR criteria, not GA Criminal Code.

* Rape Code 11A is the historical definition of rape (aka Legacy Rape); Rape Codes 11B and 11C are those moved from Part II to Part I in 2017.

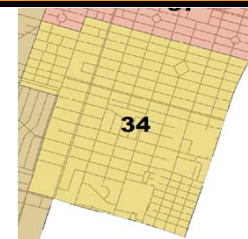
* Rape Code 11A is the historical definition of rape; Rape Codes 11B and 11C are those moved from Part II to Part I status in accordance with federal mandate.

Shots Fired Calls	Week Ending 05/27/17	Week Ending 06/03/17	Week Ending 06/10/17	Week Ending 06/17/17	28 Days Ending 06/17/17	28 Day Average 2016	YTD 2017	YTD 2016	YTD 2015	Change 16 to 17	Change vs. 2015
53S ShotSpotter Calls	1	4	0	2	7	5.4	34	40	20	0%	0%
Sig 53 Shots Fired Calls	2	11	1	2	16	12.8	72	94	59	-23%	22%

BEAT 34

Central Precinct

Week Ending 06/17/17



	Last 4 Weeks				28 Days Ending 06/17/17	28 Day Average 2016	YTD 2017	YTD 2016	YTD 2015	Change 16 to 17	Change vs. 2015
	Ending 05/27/17	Ending 06/03/17	Ending 06/10/17	Ending 06/17/17							
HOMICIDE	0	0	0	0	0	0.0	1	0	0	1	1
RAPE (11A) *	0	1	0	0	1	0.1	3	1	0	2	3
RAPE (11B & 11C) *	0	0	0	0	0	0.2	2	1	3	1	-1
COMMERCIAL ROBBERY	1	0	0	0	1	0.2	4	2	1	2	3
STREET ROBBERY	0	0	0	0	0	0.8	2	2	4	0	-2
RESIDENTIAL ROBBERY	0	0	0	0	0	0.2	0	0	0	0	0
AGG ASSAULT w/ GUN	0	0	0	1	1	0.5	6	0	4	6	2
AGG ASSAULT w/o GUN	0	0	0	0	0	0.5	3	5	1	-2	2
TOTAL VIOLENT	1	1	0	1	3	2.4	21	11	13	91%	62%
COMMERCIAL BURGLARY	0	0	0	0	0	1.4	0	5	2	-5	-2
RESIDENTIAL BURGLARY	0	0	0	0	0	4.4	4	13	17	-9	-13
SUDDEN SNATCHING	0	0	0	0	0	0.1	2	0	0	2	2
SHOPLIFTING	3	2	1	3	9	4.4	37	22	9	15	28
THEFT FROM VEHICLE	1	3	2	3	9	7.0	50	34	50	16	0
THEFT FROM YARD	2	1	0	0	3	2.6	25	7	19	18	6
THEFT FROM BLDG	0	0	1	2	3	5.3	22	38	12	-16	10
OTHER LARCENY	1	0	1	0	2	0.3	4	1	3	3	1
AUTO THEFT	1	0	1	0	2	3.4	15	17	16	-2	-1
TOTAL PROPERTY	8	6	6	8	28	28.8	159	137	128	16%	24%
TOTAL PART I	9	7	6	9	31	31.1	180	148	141	22%	28%

Difference from Last Year 32

Statistics are based on UCR criteria, not GA Criminal Code.

* Rape Code 11A is the historical definition of rape (aka Legacy Rape); Rape Codes 11B and 11C are those moved from Part II to Part I in 2017.

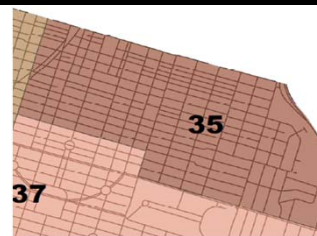
* Rape Code 11A is the historical definition of rape; Rape Codes 11B and 11C are those moved from Part II to Part I status in accordance with federal mandate.

	Week Ending 05/27/17	Week Ending 06/03/17	Week Ending 06/10/17	Week Ending 06/17/17	28 Days Ending 06/17/17	28 Day Average 2016	YTD 2017	YTD 2016	YTD 2015	Change 16 to 17	Change vs. 2015
Shots Fired Calls											
53S ShotSpotter Calls	0	0	0	1	1	0.2	0	2	1	0%	0%
Sig 53 Shots Fired Calls	2	3	1	2	8	7.4	49	48	50	2%	-2%

BEAT 35

Central Precinct

Week Ending 06/17/17



	Last 4 Weeks				28 Days Ending 06/17/17	28 Day Average 2016	YTD 2017	YTD 2016	YTD 2015	Change 16 to 17	Change vs. 2015
	Ending 05/27/17	Ending 06/03/17	Ending 06/10/17	Ending 06/17/17							
HOMICIDE	0	0	0	0	0	0.5	4	5	4	-1	0
RAPE (11A) *	0	0	0	0	0	0.2	1	1	0	0	1
RAPE (11B & 11C) *	0	0	0	0	0	0.2	2	1	1	1	1
COMMERCIAL ROBBERY	0	0	0	0	0	0.1	0	0	0	0	0
STREET ROBBERY	0	1	0	0	1	1.5	3	9	8	-6	-5
RESIDENTIAL ROBBERY	0	0	0	0	0	0.4	2	2	1	0	1
AGG ASSAULT w/ GUN	1	1	0	1	3	1.2	14	6	12	8	2
AGG ASSAULT w/o GUN	0	1	0	1	2	1.2	7	6	5	1	2
TOTAL VIOLENT	1	3	0	2	6	5.3	33	30	31	10%	6%
COMMERCIAL BURGLARY	0	0	0	0	0	1.0	0	4	4	-4	-4
RESIDENTIAL BURGLARY	0	0	0	3	3	8.0	21	36	58	-15	-37
SUDDEN SNATCHING	0	0	0	0	0	0.2	1	1	0	0	1
SHOPLIFTING	0	0	0	0	0	0.3	3	2	4	1	-1
THEFT FROM VEHICLE	0	3	2	0	5	5.0	26	27	28	-1	-2
THEFT FROM YARD	0	1	2	1	4	2.1	19	11	12	8	7
THEFT FROM BLDG	0	1	2	0	3	4.9	12	24	18	-12	-6
OTHER LARCENY	0	0	0	0	0	0.3	4	1	2	3	2
AUTO THEFT	1	0	1	0	2	3.9	16	16	22	0	-6
TOTAL PROPERTY	1	5	7	4	17	25.6	102	122	148	-16%	-31%
TOTAL PART I	2	8	7	6	23	30.9	135	152	179	-11%	-25%

Difference from Last Year -17

Statistics are based on UCR criteria, not GA Criminal Code.

* Rape Code 11A is the historical definition of rape (aka Legacy Rape); Rape Codes 11B and 11C are those moved from Part II to Part I in 2017.

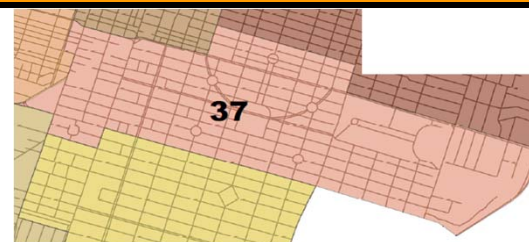
* Rape Code 11A is the historical definition of rape; Rape Codes 11B and 11C are those moved from Part II to Part I status in accordance with federal mandate.

Shots Fired Calls	Week Ending 05/27/17	Week Ending 06/03/17	Week Ending 06/10/17	Week Ending 06/17/17	28 Days Ending 06/17/17	28 Day Average 2016	YTD 2017	YTD 2016	YTD 2015	Change 16 to 17	Change vs. 2015
53S ShotSpotter Calls	3	6	2	0	11	23.4	132	163	75	0%	0%
Sig 53 Shots Fired Calls	4	6	0	2	12	18.2	112	122	96	-8%	17%

BEAT 37

Central Precinct

Week Ending 06/17/17



	Last 4 Weeks				28 Days Ending 06/17/17	28 Day Average 2016	YTD 2017	YTD 2016	YTD 2015	Change 16 to 17	Change vs. 2015
	Ending 05/27/17	Ending 06/03/17	Ending 06/10/17	Ending 06/17/17							
HOMICIDE	0	0	0	0	0	0.1	0	0	0	0	0
RAPE (11A) *	0	0	0	0	0	0.1	0	1	0	-1	0
RAPE (11B & 11C) *	0	0	0	0	0	0.2	0	0	0	0	0
COMMERCIAL ROBBERY	0	0	0	0	0	0.1	1	1	1	0	0
STREET ROBBERY	0	0	0	1	1	1.5	4	7	5	-3	-1
RESIDENTIAL ROBBERY	0	0	0	0	0	0.0	0	0	0	0	0
AGG ASSAULT w/ GUN	0	0	0	0	0	0.5	4	6	2	-2	2
AGG ASSAULT w/o GUN	0	0	0	0	0	0.2	1	1	4	0	-3
TOTAL VIOLENT	0	0	0	1	1	2.6	10	16	12	-38%	-17%
COMMERCIAL BURGLARY	0	0	2	0	2	1.3	3	7	2	-4	1
RESIDENTIAL BURGLARY	0	0	0	0	0	3.1	4	14	21	-10	-17
SUDDEN SNATCHING	0	0	0	0	0	0.2	1	0	2	1	-1
SHOPLIFTING	5	1	0	0	6	3.3	31	11	6	20	25
THEFT FROM VEHICLE	1	1	1	1	4	7.3	51	40	79	11	-28
THEFT FROM YARD	0	0	0	2	2	3.1	6	17	15	-11	-9
THEFT FROM BLDG	1	0	0	1	2	2.4	8	10	19	-2	-11
OTHER LARCENY	1	0	0	0	1	0.2	5	0	5	5	0
AUTO THEFT	0	1	0	1	2	1.4	16	10	17	6	-1
TOTAL PROPERTY	8	3	3	5	19	22.2	125	109	166	15%	-25%
TOTAL PART I	8	3	3	6	20	24.8	135	125	178	8%	-24%

Difference from Last Year 10

Statistics are based on UCR criteria, not GA Criminal Code.

* Rape Code 11A is the historical definition of rape (aka Legacy Rape); Rape Codes 11B and 11C are those moved from Part II to Part I in 2017.

* Rape Code 11A is the historical definition of rape; Rape Codes 11B and 11C are those moved from Part II to Part I status in accordance with federal mandate.

Shots Fired Calls	Week Ending 05/27/17	Week Ending 06/03/17	Week Ending 06/10/17	Week Ending 06/17/17	28 Days Ending 06/17/17	28 Day Average 2016	YTD 2017	YTD 2016	YTD 2015	Change 16 to 17	Change vs. 2015
53S ShotSpotter Calls	1	1	2	1	5	3.5	28	30	16	0%	0%
Sig 53 Shots Fired Calls	7	2	1	3	13	12.7	70	76	74	-8%	-5%



COMPSTAT SOUTHSIDE PRECINCT Week Ending 06/17/17

PRECINCT COMMANDER:
CAPT. ASHLEY BROWN



	Week Ending 06/17/17	Week Ending 06/10/17	Weekly Avg 2016	28-Day Ending 06/17/17	28-Day Ending 5/20/17	Avg 28-Day 2016	YTD 2017	YTD 2016	YTD 2015	Change 16 to 17	Change vs. 2015
HOMICIDE	1	0	0	1	0	0	2	2	4	0	-2
RAPE (11A) *	1	0	0	1	0	1	2	7	3	-5	-1
RAPE (11B & 11C) *	0	0	0	0	1	1	3	6	1	-3	2
COMMERCIAL ROBBERY	0	0	1	0	2	2	12	14	5	-2	7
STREET ROBBERY	0	0	1	0	4	2	11	14	19	-3	-8
RESIDENTIAL ROBBERY	0	0	0	0	0	0	1	1	7	0	-6
AGG ASSAULT w/ GUN	0	0	0	3	5	2	19	9	11	10	8
AGG ASSAULT w/o GUN	1	4	1	8	0	2	13	20	11	-7	2
TOTAL VIOLENT	3	4	3	13	12	12	63	73	61	-14%	3%
COMMERCIAL BURGLARY	0	0	1	1	0	5	20	22	18	-2	2
RESIDENTIAL BURGLARY	2	4	4	12	11	15	76	76	115	0	-39
SUDDEN SNATCHING	0	0	0	0	2	1	3	3	8	0	-5
SHOPLIFTING	11	11	12	52	49	49	316	306	328	10	-12
THEFT FROM VEHICLE	2	14	5	39	49	20	206	119	151	87	55
THEFT FROM YARD	1	1	2	3	4	9	30	49	53	-19	-23
THEFT FROM BLDG	5	4	3	19	18	13	99	66	101	33	-2
OTHER LARCENY	0	3	0	4	2	2	18	9	11	9	7
AUTO THEFT	4	5	2	19	15	9	76	50	83	26	-7
TOTAL PROPERTY	25	42	30	149	150	120	844	700	868	21%	-3%
TOTAL PART I	28	46	33	162	162	132	907	773	929	17%	-2%

Statistics are based on UCR criteria, not GA Criminal Code.

Difference from Last Year 134

Statistics are preliminary, based on RMS data at the time prepared, and are subject to change due to late reports, reclassifications, updated locations, etc.

Cell Shading: white is within 0.6 standard deviation of the mean; red is above; green is below.

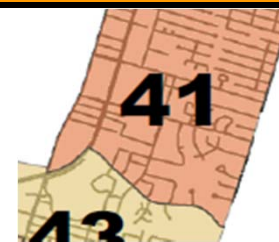
* Rape Code 11A is the historical definition of rape; Rape Codes 11B and 11C are those moved from Part II to Part I status in accordance with federal mandate.

Citizen Initiated Calls	Week Ending 06/17/17	Week Ending 06/10/17	Weekly Avg 2016	28-Day Ending 06/17/17	28-Day Ending 5/20/17	Avg 28-Day 2016	YTD 2017	YTD 2016	YTD 2015	Change 16 to 17	Change vs. 2015
Midnight Shift	83	85	91	343	336	364	2152	2237	2269	-85	-117
Day Shift	204	226	247	877	964	986	5864	6318	6246	-454	-382
Afternoon Shift	193	239	246	887	926	982	5826	6070	6087	-244	-261
TOTAL CITIZEN CFS	480	550	583	2107	2226	2332	13842	14625	14601	-5.4%	-5.2%
53S ShotSpotter Calls	3	1	0	4	0	0	1	0	0	1	1
Sig 53 Shots Fired Calls	3	7	9	23	26	35	182	195	198	-13	-16

BEAT 41

Southside Precinct

Week Ending 06/17/17



	Last 4 Weeks				28 Days Ending 06/17/17	28 Day Average 2016	YTD 2017	YTD 2016	YTD 2015	Change 16 to 17	Change vs. 2015
	Ending 05/27/17	Ending 06/03/17	Ending 06/10/17	Ending 06/17/17							
HOMICIDE	0	0	0	0	0	0.0	0	0	1	0	-1
RAPE (11A) *	0	0	0	0	0	0.2	0	3	0	-3	0
RAPE (11B & 11C) *	0	0	0	0	0	0.0	0	0	1	0	-1
COMMERCIAL ROBBERY	0	0	0	0	0	0.4	6	4	1	2	5
STREET ROBBERY	0	0	0	0	0	0.3	2	3	2	-1	0
RESIDENTIAL ROBBERY	0	0	0	0	0	0.1	0	0	2	0	-2
AGG ASSAULT w/ GUN	0	0	0	0	0	0.3	0	1	0	-1	0
AGG ASSAULT w/o GUN	0	0	1	0	1	0.5	1	3	0	-2	1
TOTAL VIOLENT	0	0	1	0	1	1.8	9	14	7	-36%	29%
COMMERCIAL BURGLARY	0	0	0	0	0	1.8	5	13	3	-8	2
RESIDENTIAL BURGLARY	2	0	0	1	3	1.1	8	8	5	0	3
SUDDEN SNATCHING	0	0	0	0	0	0.0	1	0	0	1	1
SHOPLIFTING	2	0	1	1	4	2.4	17	6	8	11	9
THEFT FROM VEHICLE	0	1	0	0	1	4.6	29	31	32	-2	-3
THEFT FROM YARD	0	0	0	0	0	1.7	5	7	25	-2	-20
THEFT FROM BLDG	1	1	1	2	5	2.3	18	10	29	8	-11
OTHER LARCENY	0	0	0	0	0	0.2	3	1	3	2	0
AUTO THEFT	0	0	2	0	2	1.5	9	8	14	1	-5
TOTAL PROPERTY	5	2	4	4	15	15.5	95	84	119	13%	-20%
TOTAL PART I	5	2	5	4	16	17.2	104	98	126	6%	-17%

Difference from Last Year 6

Statistics are based on UCR criteria, not GA Criminal Code.

* Rape Code 11A is the historical definition of rape (aka Legacy Rape); Rape Codes 11B and 11C are those moved from Part II to Part I in 2017.

* Rape Code 11A is the historical definition of rape; Rape Codes 11B and 11C are those moved from Part II to Part I status in accordance with federal mandate.

Shots Fired Calls	Week Ending 05/27/17	Week Ending 06/03/17	Week Ending 06/10/17	Week Ending 06/17/17	28 Days Ending 06/17/17	28 Day Average 2016	YTD 2017	YTD 2016	YTD 2015	Change 16 to 17	Change vs. 2015
53S ShotSpotter Calls	0	0	0	2	2	0.1	0	0	0	0%	0%
Sig 53 Shots Fired Calls	0	0	0	0	0	1.8	6	14	41	-57%	-85%

BEAT 42

Southside Precinct

Week Ending 06/17/17



	Last 4 Weeks				28 Days Ending 06/17/17	28 Day Average 2016	YTD 2017	YTD 2016	YTD 2015	Change 16 to 17	Change vs. 2015
	Ending 05/27/17	Ending 06/03/17	Ending 06/10/17	Ending 06/17/17							
HOMICIDE	0	0	0	1	1	0.1	1	0	0	1	1
RAPE (11A) *	0	0	0	1	1	0.2	1	0	0	1	1
RAPE (11B & 11C) *	0	0	0	0	0	0.4	2	1	0	1	2
COMMERCIAL ROBBERY	0	0	0	0	0	0.6	2	4	0	-2	2
STREET ROBBERY	0	0	0	0	0	0.9	3	4	5	-1	-2
RESIDENTIAL ROBBERY	0	0	0	0	0	0.2	1	1	2	0	-1
AGG ASSAULT w/ GUN	0	1	0	0	1	0.5	5	5	2	0	3
AGG ASSAULT w/o GUN	0	1	0	0	1	0.7	6	7	7	-1	-1
TOTAL VIOLENT	0	2	0	2	4	3.7	21	22	16	-5%	31%
COMMERCIAL BURGLARY	0	1	0	0	1	1.4	7	3	7	4	0
RESIDENTIAL BURGLARY	0	0	3	0	3	4.5	15	27	34	-12	-19
SUDDEN SNATCHING	0	0	0	0	0	0.1	0	0	3	0	-3
SHOPLIFTING	2	1	0	3	6	9.0	43	45	91	-2	-48
THEFT FROM VEHICLE	10	2	2	1	15	5.8	61	38	40	23	21
THEFT FROM YARD	0	0	0	0	0	2.3	6	16	14	-10	-8
THEFT FROM BLDG	1	3	0	1	5	3.0	22	17	23	5	-1
OTHER LARCENY	0	0	2	0	2	0.5	5	2	3	3	2
AUTO THEFT	5	1	3	4	13	2.3	38	17	32	21	6
TOTAL PROPERTY	18	8	10	9	45	28.8	197	165	247	19%	-20%
TOTAL PART I	18	10	10	11	49	32.4	218	187	263	17%	-17%

Difference from Last Year 31

Statistics are based on UCR criteria, not GA Criminal Code.

* Rape Code 11A is the historical definition of rape (aka Legacy Rape); Rape Codes 11B and 11C are those moved from Part II to Part I in 2017.

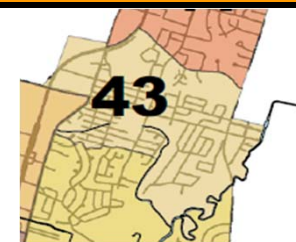
* Rape Code 11A is the historical definition of rape; Rape Codes 11B and 11C are those moved from Part II to Part I status in accordance with federal mandate.

Shots Fired Calls	Week Ending 05/27/17	Week Ending 06/03/17	Week Ending 06/10/17	Week Ending 06/17/17	28 Days Ending 06/17/17	28 Day Average 2016	YTD 2017	YTD 2016	YTD 2015	Change 16 to 17	Change vs. 2015
53S ShotSpotter Calls	0	0	0	0	0	0.0	0	0	0	0%	0%
Sig 53 Shots Fired Calls	1	1	1	1	4	7.6	34	43	42	-21%	-19%

BEAT 43

Southside Precinct

Week Ending 06/17/17



	Last 4 Weeks				28 Days Ending 06/17/17	28 Day Average 2016	YTD 2017	YTD 2016	YTD 2015	Change 16 to 17	Change vs. 2015
	Ending 05/27/17	Ending 06/03/17	Ending 06/10/17	Ending 06/17/17							
HOMICIDE	0	0	0	0	0	0.2	0	1	1	-1	-1
RAPE (11A) *	0	0	0	0	0	0.1	0	0	0	0	0
RAPE (11B & 11C) *	0	0	0	0	0	0.1	0	1	0	-1	0
COMMERCIAL ROBBERY	0	0	0	0	0	0.8	1	3	4	-2	-3
STREET ROBBERY	0	0	0	0	0	0.5	2	3	7	-1	-5
RESIDENTIAL ROBBERY	0	0	0	0	0	0.1	0	0	0	0	0
AGG ASSAULT w/ GUN	1	0	0	0	1	0.1	2	1	3	1	-1
AGG ASSAULT w/o GUN	0	0	1	1	2	0.5	2	4	1	-2	1
TOTAL VIOLENT	1	0	1	1	3	2.3	7	13	16	-46%	-56%
COMMERCIAL BURGLARY	0	0	0	0	0	1.1	2	5	6	-3	-4
RESIDENTIAL BURGLARY	2	0	0	1	3	2.1	15	9	14	6	1
SUDDEN SNATCHING	0	0	0	0	0	0.3	1	1	2	0	-1
SHOPLIFTING	8	4	4	4	20	25.6	162	185	160	-23	2
THEFT FROM VEHICLE	1	0	1	0	2	2.8	31	18	19	13	12
THEFT FROM YARD	0	0	0	0	0	1.3	7	11	4	-4	3
THEFT FROM BLDG	1	1	1	1	4	2.9	29	18	17	11	12
OTHER LARCENY	0	0	0	0	0	0.2	2	1	1	1	1
AUTO THEFT	1	0	0	0	1	1.1	9	6	10	3	-1
TOTAL PROPERTY	13	5	6	6	30	37.5	258	254	233	2%	11%
TOTAL PART I	14	5	7	7	33	39.8	265	267	249	-1%	6%

Difference from Last Year -2

Statistics are based on UCR criteria, not GA Criminal Code.

* Rape Code 11A is the historical definition of rape (aka Legacy Rape); Rape Codes 11B and 11C are those moved from Part II to Part I in 2017.

* Rape Code 11A is the historical definition of rape; Rape Codes 11B and 11C are those moved from Part II to Part I status in accordance with federal mandate.

	Week Ending 05/27/17	Week Ending 06/03/17	Week Ending 06/10/17	Week Ending 06/17/17	28 Days Ending 06/17/17	28 Day Average 2016	YTD 2017	YTD 2016	YTD 2015	Change 16 to 17	Change vs. 2015
Shots Fired Calls											
53S ShotSpotter Calls	0	0	0	0	0	0.0	0	0	0	0%	0%
Sig 53 Shots Fired Calls	1	0	0	0	1	5.4	21	24	24	-13%	-13%

BEAT 44

Southside Precinct

Week Ending 06/17/17



	Last 4 Weeks				28 Days Ending 06/17/17	28 Day Average 2016	YTD 2017	YTD 2016	YTD 2015	Change 16 to 17	Change vs. 2015
	Ending 05/27/17	Ending 06/03/17	Ending 06/10/17	Ending 06/17/17							
HOMICIDE	0	0	0	0	0	0.1	1	0	1	1	0
RAPE (11A) *	0	0	0	0	0	0.2	1	3	2	-2	-1
RAPE (11B & 11C) *	0	0	0	0	0	0.3	1	2	0	-1	1
COMMERCIAL ROBBERY	0	0	0	0	0	0.2	1	1	0	0	1
STREET ROBBERY	0	0	0	0	0	0.2	3	1	3	2	0
RESIDENTIAL ROBBERY	0	0	0	0	0	0.1	0	0	3	0	-3
AGG ASSAULT w/ GUN	0	0	0	0	0	0.5	9	2	4	7	5
AGG ASSAULT w/o GUN	0	2	1	0	3	0.6	3	6	3	-3	0
TOTAL VIOLENT	0	2	1	0	3	2.3	19	15	16	27%	19%
COMMERCIAL BURGLARY	0	0	0	0	0	0.2	4	1	1	3	3
RESIDENTIAL BURGLARY	0	1	1	0	2	3.7	24	16	46	8	-22
SUDDEN SNATCHING	0	0	0	0	0	0.2	0	1	2	-1	-2
SHOPLIFTING	2	1	1	0	4	1.1	13	7	5	6	8
THEFT FROM VEHICLE	4	1	6	1	12	4.1	47	20	43	27	4
THEFT FROM YARD	1	0	1	1	3	1.6	11	9	7	2	4
THEFT FROM BLDG	0	1	2	1	4	2.8	17	15	19	2	-2
OTHER LARCENY	0	1	0	0	1	0.2	4	2	4	2	0
AUTO THEFT	0	1	0	0	1	2.1	11	13	18	-2	-7
TOTAL PROPERTY	7	6	11	3	27	16.1	131	84	145	56%	-10%
TOTAL PART I	7	8	12	3	30	18.4	150	99	161	52%	-7%

Difference from Last Year 51

Statistics are based on UCR criteria, not GA Criminal Code.

* Rape Code 11A is the historical definition of rape (aka Legacy Rape); Rape Codes 11B and 11C are those moved from Part II to Part I in 2017.

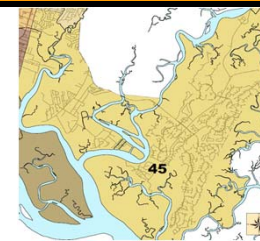
* Rape Code 11A is the historical definition of rape; Rape Codes 11B and 11C are those moved from Part II to Part I status in accordance with federal mandate.

Shots Fired Calls	Week Ending 05/27/17	Week Ending 06/03/17	Week Ending 06/10/17	Week Ending 06/17/17	28 Days Ending 06/17/17	28 Day Average 2016	YTD 2017	YTD 2016	YTD 2015	Change 16 to 17	Change vs. 2015
53S ShotSpotter Calls	0	0	0	0	0	0.0	0	0	0	0%	0%
Sig 53 Shots Fired Calls	1	3	1	1	6	8.2	52	43	38	21%	37%

BEAT 45

Southside Precinct

Week Ending 06/17/17



	Last 4 Weeks				28 Days Ending 06/17/17	28 Day Average 2016	YTD 2017	YTD 2016	YTD 2015	Change 16 to 17	Change vs. 2015
	Ending 05/27/17	Ending 06/03/17	Ending 06/10/17	Ending 06/17/17							
HOMICIDE	0	0	0	0	0	0.1	0	1	0	-1	0
RAPE (11A) *	0	0	0	0	0	0.0	0	0	0	0	0
RAPE (11B & 11C) *	0	0	0	0	0	0.2	0	1	0	-1	0
COMMERCIAL ROBBERY	0	0	0	0	0	0.0	0	0	0	0	0
STREET ROBBERY	0	0	0	0	0	0.2	0	0	0	0	0
RESIDENTIAL ROBBERY	0	0	0	0	0	0.0	0	0	0	0	0
AGG ASSAULT w/ GUN	0	0	0	0	0	0.0	0	0	0	0	0
AGG ASSAULT w/o GUN	0	0	0	0	0	0.1	0	0	0	0	0
TOTAL VIOLENT	0	0	0	0	0	0.5	0	2	0	-100%	#DIV/0!
COMMERCIAL BURGLARY	0	0	0	0	0	0.0	0	0	1	0	-1
RESIDENTIAL BURGLARY	0	0	0	0	0	1.4	7	6	8	1	-1
SUDDEN SNATCHING	0	0	0	0	0	0.0	0	0	0	0	0
SHOPLIFTING	0	0	0	0	0	0.0	0	0	0	0	0
THEFT FROM VEHICLE	1	0	3	0	4	0.7	8	3	1	5	7
THEFT FROM YARD	0	0	0	0	0	0.3	0	1	1	-1	-1
THEFT FROM BLDG	0	0	0	0	0	0.2	2	0	3	2	-1
OTHER LARCENY	0	0	0	0	0	0.2	1	1	0	0	1
AUTO THEFT	0	1	0	0	1	0.4	3	1	2	2	1
TOTAL PROPERTY	1	1	3	0	5	3.2	21	12	16	75%	31%
TOTAL PART I	1	1	3	0	5	3.7	21	14	16	50%	31%

Difference from Last Year 7

Statistics are based on UCR criteria, not GA Criminal Code.

* Rape Code 11A is the historical definition of rape (aka Legacy Rape); Rape Codes 11B and 11C are those moved from Part II to Part I in 2017.

* Rape Code 11A is the historical definition of rape; Rape Codes 11B and 11C are those moved from Part II to Part I status in accordance with federal mandate.

	Week Ending 05/27/17	Week Ending 06/03/17	Week Ending 06/10/17	Week Ending 06/17/17	28 Days Ending 06/17/17	28 Day Average 2016	YTD 2017	YTD 2016	YTD 2015	Change 16 to 17	Change vs. 2015
Shots Fired Calls											
53S ShotSpotter Calls	0	0	0	1	1	0.0	0	0	0	0%	0%
Sig 53 Shots Fired Calls	0	1	0	0	1	4.2	19	25	18	-24%	6%

BEAT 46

Southside Precinct

Week Ending 06/17/17



	Last 4 Weeks				28 Days Ending 06/17/17	28 Day Average 2016	YTD 2017	YTD 2016	YTD 2015	Change 16 to 17	Change vs. 2015
	Ending 05/27/17	Ending 06/03/17	Ending 06/10/17	Ending 06/17/17							
HOMICIDE	0	0	0	0	0	0.0	0	0	1	0	-1
RAPE (11A) *	0	0	0	0	0	0.1	0	1	1	-1	-1
RAPE (11B & 11C) *	0	0	0	0	0	0.1	0	1	0	-1	0
COMMERCIAL ROBBERY	0	0	0	0	0	0.4	2	2	0	0	2
STREET ROBBERY	0	0	0	0	0	0.3	1	3	2	-2	-1
RESIDENTIAL ROBBERY	0	0	0	0	0	0.0	0	0	0	0	0
AGG ASSAULT w/ GUN	1	0	0	0	1	0.2	3	0	2	3	1
AGG ASSAULT w/o GUN	0	0	1	0	1	0.1	1	0	0	1	1
TOTAL VIOLENT	1	0	1	0	2	1.1	7	7	6	0%	17%
COMMERCIAL BURGLARY	0	0	0	0	0	0.0	2	0	0	2	2
RESIDENTIAL BURGLARY	0	1	0	0	1	1.8	7	10	8	-3	-1
SUDDEN SNATCHING	0	0	0	0	0	0.2	1	1	1	0	0
SHOPLIFTING	6	4	5	3	18	10.9	81	63	64	18	17
THEFT FROM VEHICLE	3	0	2	0	5	2.0	30	9	16	21	14
THEFT FROM YARD	0	0	0	0	0	1.5	1	5	2	-4	-1
THEFT FROM BLDG	1	0	0	0	1	1.6	11	6	10	5	1
OTHER LARCENY	0	0	1	0	1	0.4	3	2	0	1	3
AUTO THEFT	1	0	0	0	1	1.1	6	5	7	1	-1
TOTAL PROPERTY	11	5	8	3	27	19.5	142	101	108	41%	31%
TOTAL PART I	12	5	9	3	29	20.7	149	108	114	38%	31%

Difference from Last Year 41

Statistics are based on UCR criteria, not GA Criminal Code.

* Rape Code 11A is the historical definition of rape (aka Legacy Rape); Rape Codes 11B and 11C are those moved from Part II to Part I in 2017.

* Rape Code 11A is the historical definition of rape; Rape Codes 11B and 11C are those moved from Part II to Part I status in accordance with federal mandate.

Shots Fired Calls	Week Ending 05/27/17	Week Ending 06/03/17	Week Ending 06/10/17	Week Ending 06/17/17	28 Days Ending 06/17/17	28 Day Average 2016	YTD 2017	YTD 2016	YTD 2015	Change 16 to 17	Change vs. 2015
53S ShotSpotter Calls	0	0	1	0	1	0.0	1	0	0	0%	0%
Sig 53 Shots Fired Calls	2	3	5	1	11	8.0	50	46	35	9%	43%



COMPSTAT ISLANDS PRECINCT Week Ending 06/17/17

PRECINCT COMMANDER:
CAPT. CARY HILL



	Week Ending 06/17/17	Week Ending 06/10/17	Weekly Avg 2016	28-Day Ending 06/17/17	28-Day Ending 5/20/17	Avg 28-Day 2016	YTD 2017	YTD 2016	YTD 2015	Change 16 to 17	Change vs. 2015
HOMICIDE	0	0	0	0	2	0	4	5	3	-1	1
RAPE (11A) *	0	0	0	0	0	0	2	2	4	0	-2
RAPE (11B & 11C) *	0	1	0	1	1	1	5	3	2	2	3
COMMERCIAL ROBBERY	1	0	0	1	5	1	20	6	3	14	17
STREET ROBBERY	0	1	1	3	4	3	11	24	20	-13	-9
RESIDENTIAL ROBBERY	0	0	0	0	1	0	3	2	4	1	-1
AGG ASSAULT w/ GUN	1	2	1	6	4	4	25	31	31	-6	-6
AGG ASSAULT w/o GUN	1	2	1	4	6	3	23	15	17	8	6
TOTAL VIOLENT	3	6	3	15	23	14	93	88	84	6%	11%
COMMERCIAL BURGLARY	0	0	0	0	0	2	3	16	10	-13	-7
RESIDENTIAL BURGLARY	3	3	6	25	23	24	123	132	92	-9	31
SUDDEN SNATCHING	0	0	0	0	1	1	4	5	2	-1	2
SHOPLIFTING	12	1	6	24	28	23	144	136	119	8	25
THEFT FROM VEHICLE	5	5	5	20	17	20	120	115	101	5	19
THEFT FROM YARD	1	2	2	8	13	8	45	35	56	10	-11
THEFT FROM BLDG	4	8	4	19	13	16	77	88	82	-11	-5
OTHER LARCENY	0	2	1	4	4	2	18	18	11	0	7
AUTO THEFT	1	2	3	7	7	11	55	63	49	-8	6
TOTAL PROPERTY	26	23	27	107	106	107	589	608	522	-3%	13%
TOTAL PART I	29	29	30	122	129	120	682	696	606	-2%	13%

Difference from Last Year -14

Statistics are based on UCR criteria, not GA Criminal Code.

Statistics are preliminary, based on RMS data at the time prepared, and are subject to change due to late reports, reclassifications, updated locations, etc.

Cell Shading: white is within 0.6 standard deviation of the mean; red is above; green is below.

* Rape Code 11A is the historical definition of rape; Rape Codes 11B and 11C are those moved from Part II to Part I status in accordance with federal mandate.

Citizen Initiated Calls	Week Ending 06/17/17	Week Ending 06/10/17	Weekly Avg 2016	28-Day Ending 06/17/17	28-Day Ending 5/20/17	Avg 28-Day 2016	YTD 2017	YTD 2016	YTD 2015	Change 16 to 17	Change vs. 2015
Midnight Shift	78	85	82	303	257	330	2130	2369	2318	-239	-188
Day Shift	172	172	190	719	764	761	5556	6297	6032	-741	-476
Afternoon Shift	235	229	219	932	892	876	6076	7093	6709	-1017	-633
TOTAL CITIZEN CFS	485	486	492	1954	1913	1966	13762	15759	15059	-12.7%	-8.6%
53S ShotSpotter Calls	0	1	3	3	6	12	61	77	30	-16	31
Sig 53 Shots Fired Calls	20	25	16	78	41	62	323	400	310	-77	13

BEAT 51

Islands Precinct

Week Ending 06/17/17



	Last 4 Weeks				28 Days Ending 06/17/17	28 Day Average 2016	YTD 2017	YTD 2016	YTD 2015	Change 16 to 17	Change vs. 2015
	Ending 05/27/17	Ending 06/03/17	Ending 06/10/17	Ending 06/17/17							
HOMICIDE	0	0	0	0	0	0.2	2	2	0	0	2
RAPE (11A) *	0	0	0	0	0	0.2	0	0	0	0	0
RAPE (11B & 11C) *	0	0	0	0	0	0.2	0	1	0	-1	0
COMMERCIAL ROBBERY	0	0	0	1	1	0.4	11	1	1	10	10
STREET ROBBERY	1	1	1	0	3	1.5	7	11	8	-4	-1
RESIDENTIAL ROBBERY	0	0	0	0	0	0.3	0	2	2	-2	-2
AGG ASSAULT w/ GUN	1	0	2	0	3	1.6	8	15	9	-7	-1
AGG ASSAULT w/o GUN	0	0	0	0	0	0.7	4	2	3	2	1
TOTAL VIOLENT	2	1	3	1	7	5.0	32	34	23	-6%	39%
COMMERCIAL BURGLARY	0	0	0	0	0	1.1	2	11	3	-9	-1
RESIDENTIAL BURGLARY	4	3	0	1	8	6.8	28	46	21	-18	7
SUDDEN SNATCHING	0	0	0	0	0	0.2	0	0	0	0	0
SHOPLIFTING	6	5	1	10	22	13.7	106	80	92	26	14
THEFT FROM VEHICLE	2	4	1	3	10	5.7	49	36	30	13	19
THEFT FROM YARD	2	1	0	0	3	2.1	14	11	14	3	0
THEFT FROM BLDG	0	1	3	1	5	4.1	18	21	25	-3	-7
OTHER LARCENY	1	0	0	0	1	0.5	4	3	1	1	3
AUTO THEFT	0	2	1	0	3	3.1	17	16	18	1	-1
TOTAL PROPERTY	15	16	6	15	52	37.3	238	224	204	6%	17%
TOTAL PART I	17	17	9	16	59	42.3	270	258	227	5%	19%

Difference from Last Year 12

Statistics are based on UCR criteria, not GA Criminal Code.

* Rape Code 11A is the historical definition of rape (aka Legacy Rape); Rape Codes 11B and 11C are those moved from Part II to Part I in 2017.

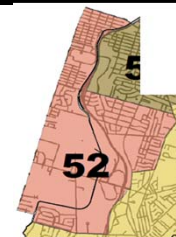
* Rape Code 11A is the historical definition of rape; Rape Codes 11B and 11C are those moved from Part II to Part I status in accordance with federal mandate.

Shots Fired Calls	Week Ending 05/27/17	Week Ending 06/03/17	Week Ending 06/10/17	Week Ending 06/17/17	28 Days Ending 06/17/17	28 Day Average 2016	YTD 2017	YTD 2016	YTD 2015	Change 16 to 17	Change vs. 2015
53S ShotSpotter Calls	1	1	1	0	3	10.8	44	71	27	0%	0%
Sig 53 Shots Fired Calls	6	8	18	4	36	20.9	102	164	89	-38%	15%

BEAT 52

Islands Precinct

Week Ending 06/17/17



	Last 4 Weeks				28 Days Ending 06/17/17	28 Day Average 2016	YTD 2017	YTD 2016	YTD 2015	Change 16 to 17	Change vs. 2015
	Ending 05/27/17	Ending 06/03/17	Ending 06/10/17	Ending 06/17/17							
HOMICIDE	0	0	0	0	0	0.2	0	2	0	-2	0
RAPE (11A) *	0	0	0	0	0	0.0	0	0	1	0	-1
RAPE (11B & 11C) *	0	0	0	0	0	0.3	1	2	1	-1	0
COMMERCIAL ROBBERY	0	0	0	0	0	0.2	0	2	0	-2	0
STREET ROBBERY	0	0	0	0	0	0.5	0	4	1	-4	-1
RESIDENTIAL ROBBERY	0	0	0	0	0	0.1	0	0	0	0	0
AGG ASSAULT w/ GUN	0	1	0	0	1	0.3	4	1	9	3	-5
AGG ASSAULT w/o GUN	0	1	1	0	2	0.5	6	3	6	3	0
TOTAL VIOLENT	0	2	1	0	3	2.1	11	14	18	-21%	-39%
COMMERCIAL BURGLARY	0	0	0	0	0	0.1	0	1	1	-1	-1
RESIDENTIAL BURGLARY	0	1	0	0	1	2.6	6	17	17	-11	-11
SUDDEN SNATCHING	0	0	0	0	0	0.2	1	1	0	0	1
SHOPLIFTING	0	0	0	0	0	0.2	0	1	2	-1	-2
THEFT FROM VEHICLE	1	0	0	1	2	1.9	12	8	9	4	3
THEFT FROM YARD	0	0	0	0	0	0.7	2	4	9	-2	-7
THEFT FROM BLDG	2	1	1	0	4	3.1	16	24	8	-8	8
OTHER LARCENY	0	0	1	0	1	0.2	4	1	1	3	3
AUTO THEFT	0	0	1	0	1	1.4	6	9	6	-3	0
TOTAL PROPERTY	3	2	3	1	9	10.3	47	66	53	-29%	-11%
TOTAL PART I	3	4	4	1	12	12.4	58	80	71	-28%	-18%

Difference from Last Year -22

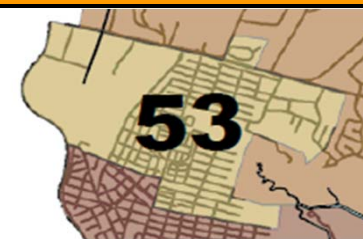
Statistics are based on UCR criteria, not GA Criminal Code.

* Rape Code 11A is the historical definition of rape (aka Legacy Rape); Rape Codes 11B and 11C are those moved from Part II to Part I in 2017.

* Rape Code 11A is the historical definition of rape; Rape Codes 11B and 11C are those moved from Part II to Part I status in accordance with federal mandate.

Shots Fired Calls	Week Ending 05/27/17	Week Ending 06/03/17	Week Ending 06/10/17	Week Ending 06/17/17	28 Days Ending 06/17/17	28 Day Average 2016	YTD 2017	YTD 2016	YTD 2015	Change 16 to 17	Change vs. 2015
53S ShotSpotter Calls	0	0	0	0	0	0.0	1	0	0	0%	0%
Sig 53 Shots Fired Calls	2	4	0	1	7	6.3	49	33	54	48%	-9%

BEAT 53
Islands Precinct
Week Ending 06/17/17



	Last 4 Weeks				28 Days Ending 06/17/17	28 Day Average 2016	YTD 2017	YTD 2016	YTD 2015	Change 16 to 17	Change vs. 2015
	Ending 05/27/17	Ending 06/03/17	Ending 06/10/17	Ending 06/17/17							
HOMICIDE	0	0	0	0	0	0.1	1	1	0	0	1
RAPE (11A) *	0	0	0	0	0	0.0	0	0	2	0	-2
RAPE (11B & 11C) *	0	0	0	0	0	0.0	2	0	0	2	2
COMMERCIAL ROBBERY	0	0	0	0	0	0.1	1	1	0	0	1
STREET ROBBERY	0	0	0	0	0	0.5	2	2	1	0	1
RESIDENTIAL ROBBERY	0	0	0	0	0	0.1	1	0	0	1	1
AGG ASSAULT w/ GUN	1	0	0	0	1	1.0	6	9	2	-3	4
AGG ASSAULT w/o GUN	0	0	1	1	2	0.6	5	5	5	0	0
TOTAL VIOLENT	1	0	1	1	3	2.3	18	18	10	0%	80%
COMMERCIAL BURGLARY	0	0	0	0	0	0.2	0	1	0	-1	0
RESIDENTIAL BURGLARY	0	2	0	0	2	3.5	13	13	16	0	-3
SUDDEN SNATCHING	0	0	0	0	0	0.2	2	0	1	2	1
SHOPLIFTING	0	0	0	0	0	0.9	9	5	1	4	8
THEFT FROM VEHICLE	0	0	1	0	1	2.7	12	12	9	0	3
THEFT FROM YARD	0	1	0	0	1	1.5	5	7	10	-2	-5
THEFT FROM BLDG	1	0	4	2	7	2.5	15	13	14	2	1
OTHER LARCENY	0	0	0	0	0	0.3	2	1	0	1	2
AUTO THEFT	1	1	0	1	3	1.8	13	10	6	3	7
TOTAL PROPERTY	2	4	5	3	14	13.6	71	62	57	15%	25%
TOTAL PART I	3	4	6	4	17	15.9	89	80	67	11%	33%

Difference from Last Year 9

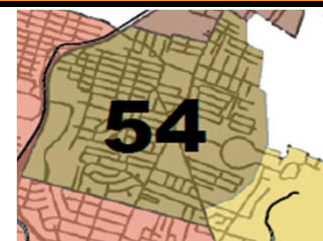
Statistics are based on UCR criteria, not GA Criminal Code.

* Rape Code 11A is the historical definition of rape (aka Legacy Rape); Rape Codes 11B and 11C are those moved from Part II to Part I in 2017.

* Rape Code 11A is the historical definition of rape; Rape Codes 11B and 11C are those moved from Part II to Part I status in accordance with federal mandate.

Shots Fired Calls	Week Ending 05/27/17	Week Ending 06/03/17	Week Ending 06/10/17	Week Ending 06/17/17	28 Days Ending 06/17/17	28 Day Average 2016	YTD 2017	YTD 2016	YTD 2015	Change 16 to 17	Change vs. 2015
53S ShotSpotter Calls	0	0	0	0	0	0.8	16	6	2	0%	0%
Sig 53 Shots Fired Calls	1	2	3	8	14	15.0	64	99	65	-35%	-2%

BEAT 54
Islands Precinct
Week Ending 06/17/17



	Last 4 Weeks				28 Days Ending 06/17/17	28 Day Average 2016	YTD 2017	YTD 2016	YTD 2015	Change 16 to 17	Change vs. 2015
	Ending 05/27/17	Ending 06/03/17	Ending 06/10/17	Ending 06/17/17							
HOMICIDE	0	0	0	0	0	0.1	0	0	2	0	-2
RAPE (11A) *	0	0	0	0	0	0.1	0	1	1	-1	-1
RAPE (11B & 11C) *	0	0	0	0	0	0.1	0	0	1	0	-1
COMMERCIAL ROBBERY	0	0	0	0	0	0.5	7	1	2	6	5
STREET ROBBERY	0	0	0	0	0	0.8	1	6	6	-5	-5
RESIDENTIAL ROBBERY	0	0	0	0	0	0.0	1	0	0	1	1
AGG ASSAULT w/ GUN	0	0	0	1	1	0.7	6	4	7	2	-1
AGG ASSAULT w/o GUN	0	0	0	0	0	0.6	5	4	2	1	3
TOTAL VIOLENT	0	0	0	1	1	2.8	20	16	21	25%	-5%
COMMERCIAL BURGLARY	0	0	0	0	0	0.2	0	1	4	-1	-4
RESIDENTIAL BURGLARY	0	1	1	2	4	6.1	34	27	12	7	22
SUDDEN SNATCHING	0	0	0	0	0	0.0	1	0	1	1	0
SHOPLIFTING	0	0	0	2	2	2.0	12	11	6	1	6
THEFT FROM VEHICLE	1	1	1	0	3	4.7	15	34	27	-19	-12
THEFT FROM YARD	0	0	2	1	3	1.0	12	2	6	10	6
THEFT FROM BLDG	0	0	0	0	0	2.2	9	12	10	-3	-1
OTHER LARCENY	0	0	0	0	0	0.2	2	1	3	1	-1
AUTO THEFT	0	0	0	0	0	2.8	12	18	13	-6	-1
TOTAL PROPERTY	1	2	4	5	12	19.2	97	106	82	-8%	18%
TOTAL PART I	1	2	4	6	13	22.0	117	122	103	-4%	14%

Difference from Last Year -5

Statistics are based on UCR criteria, not GA Criminal Code.

* Rape Code 11A is the historical definition of rape (aka Legacy Rape); Rape Codes 11B and 11C are those moved from Part II to Part I in 2017.

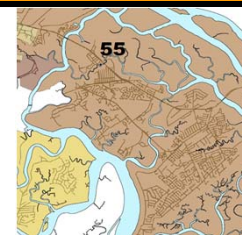
* Rape Code 11A is the historical definition of rape; Rape Codes 11B and 11C are those moved from Part II to Part I status in accordance with federal mandate.

Shots Fired Calls	Week Ending 05/27/17	Week Ending 06/03/17	Week Ending 06/10/17	Week Ending 06/17/17	28 Days Ending 06/17/17	28 Day Average 2016	YTD 2017	YTD 2016	YTD 2015	Change 16 to 17	Change vs. 2015
53S ShotSpotter Calls	0	0	0	0	0	0.0	0	0	1	0%	0%
Sig 53 Shots Fired Calls	0	2	3	5	10	10.7	53	52	59	2%	-10%

BEAT 55

Islands Precinct

Week Ending 06/17/17



	Last 4 Weeks				28 Days Ending 06/17/17	28 Day Average 2016	YTD 2017	YTD 2016	YTD 2015	Change 16 to 17	Change vs. 2015
	Ending 05/27/17	Ending 06/03/17	Ending 06/10/17	Ending 06/17/17							
HOMICIDE	0	0	0	0	0	0.0	0	0	1	0	-1
RAPE (11A) *	0	0	0	0	0	0.1	2	1	0	1	2
RAPE (11B & 11C) *	0	0	1	0	1	0.2	2	0	0	2	2
COMMERCIAL ROBBERY	0	0	0	0	0	0.1	1	1	0	0	1
STREET ROBBERY	0	0	0	0	0	0.1	1	1	2	0	-1
RESIDENTIAL ROBBERY	0	0	0	0	0	0.0	0	0	1	0	-1
AGG ASSAULT w/ GUN	0	0	0	0	0	0.2	0	0	1	0	-1
AGG ASSAULT w/o GUN	0	0	0	0	0	0.5	3	1	0	2	3
TOTAL VIOLENT	0	0	1	0	1	1.1	9	4	5	125%	80%
COMMERCIAL BURGLARY	0	0	0	0	0	0.2	1	2	1	-1	0
RESIDENTIAL BURGLARY	4	3	2	0	9	4.0	35	23	23	12	12
SUDDEN SNATCHING	0	0	0	0	0	0.4	0	4	0	-4	0
SHOPLIFTING	0	0	0	0	0	6.1	17	39	18	-22	-1
THEFT FROM VEHICLE	0	1	2	1	4	4.2	30	22	26	8	4
THEFT FROM YARD	1	0	0	0	1	2.6	12	10	17	2	-5
THEFT FROM BLDG	2	0	0	1	3	3.7	18	17	23	1	-5
OTHER LARCENY	0	1	1	0	2	1.1	5	10	5	-5	0
AUTO THEFT	0	0	0	0	0	1.5	5	9	4	-4	1
TOTAL PROPERTY	7	5	5	2	19	23.8	123	136	117	-10%	5%
TOTAL PART I	7	5	6	2	20	24.9	132	140	122	-6%	8%

Difference from Last Year -8

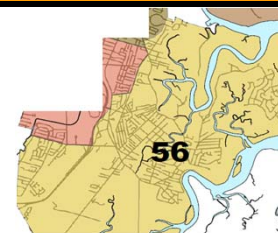
Statistics are based on UCR criteria, not GA Criminal Code.

* Rape Code 11A is the historical definition of rape (aka Legacy Rape); Rape Codes 11B and 11C are those moved from Part II to Part I in 2017.

* Rape Code 11A is the historical definition of rape; Rape Codes 11B and 11C are those moved from Part II to Part I status in accordance with federal mandate.

Shots Fired Calls	Week Ending 05/27/17	Week Ending 06/03/17	Week Ending 06/10/17	Week Ending 06/17/17	28 Days Ending 06/17/17	28 Day Average 2016	YTD 2017	YTD 2016	YTD 2015	Change 16 to 17	Change vs. 2015
53S ShotSpotter Calls	0	0	0	0	0	0.0	0	0	0	0%	0%
Sig 53 Shots Fired Calls	4	2	0	2	8	5.3	34	29	30	17%	13%

BEAT 56
Islands Precinct
Week Ending 06/17/17



	Last 4 Weeks				28 Days Ending 06/17/17	28 Day Average 2016	YTD 2017	YTD 2016	YTD 2015	Change 16 to 17	Change vs. 2015
	Ending 05/27/17	Ending 06/03/17	Ending 06/10/17	Ending 06/17/17							
HOMICIDE	0	0	0	0	0	0.0	1	0	0	1	1
RAPE (11A) *	0	0	0	0	0	0.0	0	0	0	0	0
RAPE (11B & 11C) *	0	0	0	0	0	0.0	0	0	0	0	0
COMMERCIAL ROBBERY	0	0	0	0	0	0.0	0	0	0	0	0
STREET ROBBERY	0	0	0	0	0	0.0	0	0	2	0	-2
RESIDENTIAL ROBBERY	0	0	0	0	0	0.0	1	0	1	1	0
AGG ASSAULT w/ GUN	0	0	0	0	0	0.3	1	2	3	-1	-2
AGG ASSAULT w/o GUN	0	0	0	0	0	0.1	0	0	1	0	-1
TOTAL VIOLENT	0	0	0	0	0	0.4	3	2	7	50%	-57%
COMMERCIAL BURGLARY	0	0	0	0	0	0.1	0	0	1	0	-1
RESIDENTIAL BURGLARY	1	0	0	0	1	1.2	7	6	3	1	4
SUDDEN SNATCHING	0	0	0	0	0	0.0	0	0	0	0	0
SHOPLIFTING	0	0	0	0	0	0.0	0	0	0	0	0
THEFT FROM VEHICLE	0	0	0	0	0	0.5	2	3	0	-1	2
THEFT FROM YARD	0	0	0	0	0	0.3	0	1	0	-1	0
THEFT FROM BLDG	0	0	0	0	0	0.2	1	1	2	0	-1
OTHER LARCENY	0	0	0	0	0	0.2	1	2	1	-1	0
AUTO THEFT	0	0	0	0	0	0.1	2	1	2	1	0
TOTAL PROPERTY	1	0	0	0	1	2.5	13	14	9	-7%	44%
TOTAL PART I	1	0	0	0	1	2.9	16	16	16	0%	0%

Difference from Last Year 0

Statistics are based on UCR criteria, not GA Criminal Code.

* Rape Code 11A is the historical definition of rape (aka Legacy Rape); Rape Codes 11B and 11C are those moved from Part II to Part I in 2017.

* Rape Code 11A is the historical definition of rape; Rape Codes 11B and 11C are those moved from Part II to Part I status in accordance with federal mandate.

	Week Ending 05/27/17	Week Ending 06/03/17	Week Ending 06/10/17	Week Ending 06/17/17	28 Days Ending 06/17/17	28 Day Average 2016	YTD 2017	YTD 2016	YTD 2015	Change 16 to 17	Change vs. 2015
Shots Fired Calls											
53S ShotSpotter Calls	0	0	0	0	0	0.0	0	0	0	0%	0%
Sig 53 Shots Fired Calls	1	1	1	0	3	4.0	21	23	13	-9%	62%



COMPSTAT WHITEFIELD PRECINCT Week Ending 06/17/17

PRECINCT COMMANDER:
LT. TORRENCE GARVIN



	Week Ending 06/17/17	Week Ending 06/10/17	Weekly Avg 2016	28-Day Ending 06/17/17	28-Day Ending 5/20/17	Avg 28-Day 2016	YTD 2017	YTD 2016	YTD 2015	Change 16 to 17	Change vs. 2015
HOMICIDE	0	0	0	0	0	0	2	2	1	0	1
RAPE (11A) *	0	0	0	0	0	0	1	2	2	-1	-1
RAPE (11B & 11C) *	0	0	0	0	2	0	6	1	1	5	5
COMMERCIAL ROBBERY	0	0	0	0	0	0	0	1	4	-1	-4
STREET ROBBERY	0	0	0	0	1	1	5	2	1	3	4
RESIDENTIAL ROBBERY	0	0	0	0	0	0	0	0	4	0	-4
AGG ASSAULT w/ GUN	0	0	0	0	0	1	3	9	5	-6	-2
AGG ASSAULT w/o GUN	0	0	0	0	1	1	2	9	3	-7	-1
TOTAL VIOLENT	0	0	1	0	4	4	19	26	21	-27%	-10%
COMMERCIAL BURGLARY	0	0	0	1	0	2	2	10	5	-8	-3
RESIDENTIAL BURGLARY	2	3	3	9	8	13	51	85	68	-34	-17
SUDDEN SNATCHING	0	0	0	0	0	1	1	1	1	0	0
SHOPLIFTING	2	3	2	11	17	9	66	59	94	7	-28
THEFT FROM VEHICLE	2	3	3	9	16	11	78	52	38	26	40
THEFT FROM YARD	1	0	1	4	4	5	22	20	21	2	1
THEFT FROM BLDG	3	2	1	6	7	6	34	38	30	-4	4
OTHER LARCENY	1	1	0	3	2	1	13	2	2	11	11
AUTO THEFT	1	0	1	3	5	4	19	20	13	-1	6
TOTAL PROPERTY	12	12	13	46	59	51	286	287	272	0%	5%
TOTAL PART I	12	12	14	46	63	56	305	313	293	-3%	4%

Difference from Last Year -8

Statistics are based on UCR criteria, not GA Criminal Code.

Statistics are preliminary, based on RMS data at the time prepared, and are subject to change due to late reports, reclassifications, updated locations, etc.

Cell Shading: white is within 0.6 standard deviation of the mean; red is above; green is below.

* Rape Code 11A is the historical definition of rape; Rape Codes 11B and 11C are those moved from Part II to Part I status in accordance with federal mandate.

Citizen Initiated Calls	Week Ending 06/17/17	Week Ending 06/10/17	Weekly Avg 2016	28-Day Ending 06/17/17	28-Day Ending 5/20/17	Avg 28-Day 2016	YTD 2017	YTD 2016	YTD 2015	Change 16 to 17	Change vs. 2015
Midnight Shift	29	31	34	118	94	138	728	745	0	-17	728
Day Shift	84	104	101	383	380	403	2353	2284	0	69	2353
Afternoon Shift	107	81	102	360	351	407	2156	2319	0	-163	2156
TOTAL CITIZEN CFS	220	216	237	861	825	947	5237	5348	0	-2.1%	#DIV/0!
53S ShotSpotter Calls	0	0	0	3	0	0	0	0	0	0	0
Sig 53 Shots Fired Calls	0	0	5	78	0	18	0	0	0	0	0

BEAT 61
Whitefield Precinct
Week Ending 06/17/17

	Last 4 Weeks				28 Days Ending 06/17/17	28 Day Average 2016	YTD 2017	YTD 2016	YTD 2015	Change 16 to 17	Change vs. 2015
	Ending 05/27/17	Ending 06/03/17	Ending 06/10/17	Ending 06/17/17							
HOMICIDE	0	0	0	0	0	0.0	2	0	0	2	2
RAPE (11A) *	0	0	0	0	0	0.0	0	0	2	0	-2
RAPE (11B & 11C) *	0	0	0	0	0	0.2	0	1	1	-1	-1
COMMERCIAL ROBBERY	0	0	0	0	0	0.1	0	1	0	-1	0
STREET ROBBERY	0	0	0	0	0	0.2	2	0	1	2	1
RESIDENTIAL ROBBERY	0	0	0	0	0	0.0	0	0	3	0	-3
AGG ASSAULT w/ GUN	0	0	0	0	0	0.2	1	3	0	-2	1
AGG ASSAULT w/o GUN	0	0	0	0	0	0.5	0	3	1	-3	-1
TOTAL VIOLENT	0	0	0	0	0	1.1	5	8	8	-38%	-38%
COMMERCIAL BURGLARY	1	0	0	0	1	0.8	1	3	2	-2	-1
RESIDENTIAL BURGLARY	2	1	0	1	4	4.3	26	28	28	-2	-2
SUDDEN SNATCHING	0	0	0	0	0	0.2	0	0	0	0	0
SHOPLIFTING	2	4	3	2	11	7.7	63	48	87	15	-24
THEFT FROM VEHICLE	2	0	3	1	6	5.7	40	24	14	16	26
THEFT FROM YARD	0	0	0	0	0	2.8	10	9	6	1	4
THEFT FROM BLDG	0	1	0	1	2	2.8	14	18	12	-4	2
OTHER LARCENY	0	1	1	0	2	0.8	7	2	0	5	7
AUTO THEFT	1	0	0	0	1	1.4	4	4	3	0	1
TOTAL PROPERTY	8	7	7	5	27	26.3	165	136	152	21%	9%
TOTAL PART I	8	7	7	5	27	27.5	170	144	160	18%	6%

Difference from Last Year 26

Statistics are based on UCR criteria, not GA Criminal Code.

* Rape Code 11A is the historical definition of rape (aka Legacy Rape); Rape Codes 11B and 11C are those moved from Part II to Part I in 2017.

* Rape Code 11A is the historical definition of rape; Rape Codes 11B and 11C are those moved from Part II to Part I status in accordance with federal mandate.

Shots Fired Calls	Week Ending 05/27/17	Week Ending 06/03/17	Week Ending 06/10/17	Week Ending 06/17/17	28 Days Ending 06/17/17	28 Day Average 2016	YTD 2017	YTD 2016	YTD 2015	Change 16 to 17	Change vs. 2015
53S ShotSpotter Calls	0	0	0	0	0	0.0	0	0	0	0%	0%
Sig 53 Shots Fired Calls	0	0	0	0	0	4.4	0	0	0	#DIV/0!	#DIV/0!

BEAT 62
Whitefield Precinct
Week Ending 06/17/17

	Last 4 Weeks				28 Days Ending 06/17/17	28 Day Average 2016	YTD 2017	YTD 2016	YTD 2015	Change 16 to 17	Change vs. 2015
	Ending 05/27/17	Ending 06/03/17	Ending 06/10/17	Ending 06/17/17							
HOMICIDE	0	0	0	0	0	0.2	0	2	1	-2	-1
RAPE (11A) *	0	0	0	0	0	0.2	1	2	0	-1	1
RAPE (11B & 11C) *	0	0	0	0	0	0.3	6	0	0	6	6
COMMERCIAL ROBBERY	0	0	0	0	0	0.1	0	0	4	0	-4
STREET ROBBERY	0	0	0	0	0	0.4	3	2	0	1	3
RESIDENTIAL ROBBERY	0	0	0	0	0	0.2	0	0	1	0	-1
AGG ASSAULT w/ GUN	0	0	0	0	0	1.0	2	6	5	-4	-3
AGG ASSAULT w/o GUN	0	0	0	0	0	0.9	2	6	2	-4	0
TOTAL VIOLENT	0	0	0	0	0	3.2	14	18	13	-22%	8%
COMMERCIAL BURGLARY	0	0	0	0	0	1.2	1	7	3	-6	-2
RESIDENTIAL BURGLARY	1	0	3	1	5	8.6	25	57	40	-32	-15
SUDDEN SNATCHING	0	0	0	0	0	0.4	1	1	1	0	0
SHOPLIFTING	0	0	0	0	0	1.3	3	11	7	-8	-4
THEFT FROM VEHICLE	1	1	0	1	3	5.0	38	28	24	10	14
THEFT FROM YARD	1	2	0	1	4	2.3	12	11	15	1	-3
THEFT FROM BLDG	0	0	2	2	4	3.2	20	20	18	0	2
OTHER LARCENY	0	0	0	1	1	0.4	6	0	2	6	4
AUTO THEFT	0	1	0	1	2	2.4	15	16	10	-1	5
TOTAL PROPERTY	3	4	5	7	19	24.9	121	151	120	-20%	1%
TOTAL PART I	3	4	5	7	19	28.1	135	169	133	-20%	2%

Difference from Last Year -34

Statistics are based on UCR criteria, not GA Criminal Code.

* Rape Code 11A is the historical definition of rape (aka Legacy Rape); Rape Codes 11B and 11C are those moved from Part II to Part I in 2017.

* Rape Code 11A is the historical definition of rape; Rape Codes 11B and 11C are those moved from Part II to Part I status in accordance with federal mandate.

Shots Fired Calls	Week Ending 05/27/17	Week Ending 06/03/17	Week Ending 06/10/17	Week Ending 06/17/17	28 Days Ending 06/17/17	28 Day Average 2016	YTD 2017	YTD 2016	YTD 2015	Change 16 to 17	Change vs. 2015
53S ShotSpotter Calls	0	0	0	0	0	0.0	0	0	0	0%	0%
Sig 53 Shots Fired Calls	0	0	0	0	0	13.8	0	0	0	#DIV/0!	#DIV/0!