



COMPSTAT TOTAL JURISDICTION Week Ending 06/03/17

PATROL COMMANDER:
MAJOR KERRY THOMAS



	Week Ending 06/03/17	Week Ending 05/27/17	Weekly Avg 2016	28-Day Ending 06/03/17	28-Day Ending 4/8/17	Avg 28-Day 2016	YTD 2017	YTD 2016	YTD 2015	Change 16 to 17	Change vs. 2015
HOMICIDE	0	0	1	10	6	4	17	27	13	-10	4
RAPE (11A) *	3	2	1	7	3	4	22	25	25	-3	-3
RAPE (11B & 11C) *	0	0	1	6	4	6	29	21	9	8	20
COMMERCIAL ROBBERY	1	2	2	5	10	7	46	41	25	5	21
STREET ROBBERY	7	6	8	27	19	30	105	146	119	-41	-14
RESIDENTIAL ROBBERY	0	0	1	0	5	4	11	19	24	-8	-13
AGG ASSAULT w/ GUN	5	9	5	20	30	21	137	123	110	14	27
AGG ASSAULT w/o GUN	8	3	5	23	31	20	115	109	79	6	36
TOTAL VIOLENT	24	22	24	98	108	96	482	511	404	-6%	19%
COMMERCIAL BURGLARY	4	4	7	14	14	27	74	122	103	-48	-29
RESIDENTIAL BURGLARY	21	24	29	84	85	115	464	558	585	-94	-121
SUDDEN SNATCHING	2	1	2	5	10	9	46	47	35	-1	11
SHOPLIFTING	33	47	31	154	137	126	758	699	714	59	44
THEFT FROM VEHICLE	45	42	39	198	152	156	889	839	741	50	148
THEFT FROM YARD	21	19	16	81	74	65	359	313	330	46	29
THEFT FROM BLDG	26	25	24	114	89	94	482	505	462	-23	20
OTHER LARCENY	4	2	3	18	13	13	87	61	65	26	22
AUTO THEFT	23	27	18	92	65	73	388	370	377	18	11
TOTAL PROPERTY	179	191	170	760	639	678	3547	3514	3412	1%	4%
TOTAL PART I	203	213	193	858	747	774	4029	4025	3816	0%	6%

Statistics are based on UCR criteria, not GA Criminal Code.

Difference from Last Year 4

Statistics are preliminary, based on RMS data at the time prepared, and are subject to change due to late reports, reclassifications, updated locations, etc.

Cell Shading: white is within 0.6 standard deviation of the mean; red is above; green is below.

* Rape Code 11A is the historical definition of rape; Rape Codes 11B and 11C are those moved from Part II to Part I status in accordance with federal mandate.

Citizen Initiated Calls	Ending 06/03/17	Ending 05/27/17	Avg 2016	Ending 06/03/17	Ending 4/8/17	28-Day 2016	YTD 2017	YTD 2016	YTD 2015	Change 16 to 17	Change vs. 2015
Midnight Shift	564	456	534	2071	1957	2136	11432	11943	11130	-511	302
Day Shift	1140	1231	1223	4759	4656	4891	27162	28298	25993	-1136	1169
Afternoon Shift	1361	1274	1305	5317	5139	5220	28826	29812	27655	-986	1171
TOTAL CITIZEN CFS	3065	2961	3062	12147	11752	12246	67420	70053	64778	-3.8%	4.1%
53S ShotSpotter Calls	33	14	23	76	84	92	461	611	284	-150	177
Sig 53 Shots Fired Calls	83	52	63	228	244	253	1262	1466	1152	-204	110



Unincorporated Chatham County

Week Ending 06/03/17

PATROL COMMANDER:
MAJOR KERRY THOMAS



	Week Ending 06/03/17	Week Ending 05/27/17	Weekly Avg 2016	28-Day Ending 06/03/17	28-Day Ending 4/8/17	Avg 28-Day 2016	YTD 2017	YTD 2016	YTD 2015	Change 16 to 17	Change vs. 2015
HOMICIDE	0	0	0.1	0	0	0.5	2	2	1	0	1
RAPE (11A) *	0	0	0.1	0	0	0.5	2	4	4	-2	-2
RAPE (11B & 11C) *	0	0	0.3	1	1	1.1	7	3	2	4	5
COMMERCIAL ROBBERY	0	0	0.2	0	1	0.9	2	7	2	-5	0
STREET ROBBERY	1	1	0.5	2	1	2.1	5	10	0	-5	5
RESIDENTIAL ROBBERY	0	0	0.2	0	1	0.8	2	5	2	-3	0
AGG ASSAULT w/ GUN	0	1	0.8	1	2	3.2	12	8	5	4	7
AGG ASSAULT w/o GUN	0	0	0.8	1	3	3.1	15	10	11	5	4
TOTAL VIOLENT	1	2	3.0	5	9	12.2	47	49	27	-4%	74%
COMMERCIAL BURGLARY	0	0	0.7	3	0	2.7	9	13	6	-4	3
RESIDENTIAL BURGLARY	7	6	6.7	21	30	26.7	114	115	80	-1	34
SUDDEN SNATCHING	0	0	0.3	0	1	1.1	1	7	0	-6	1
SHOPLIFTING	1	1	6.1	8	13	24.4	65	96	93	-31	-28
THEFT FROM VEHICLE	17	9	7.1	42	15	28.3	117	111	83	6	34
THEFT FROM YARD	4	4	2.8	14	11	11.1	44	39	40	5	4
THEFT FROM BLDG	4	5	3.8	18	12	15.1	80	58	53	22	27
OTHER LARCENY	2	0	0.9	5	3	3.7	22	15	13	7	9
AUTO THEFT	6	5	3.0	20	7	12.2	61	51	35	10	26
TOTAL PROPERTY	41	30	31.3	131	92	125.3	513	505	403	2%	27%
TOTAL PART I	42	32	34.4	136	101	137.5	560	554	430	1%	30%

Statistics are based on UCR criteria, not GA Criminal Code.

Difference from Last Year 6

Statistics are preliminary, based on RMS data at the time prepared, and are subject to change due to late reports, reclassifications, updated locations, etc.

Cell Shading: white is within 0.6 standard deviation of the mean; red is above; green is below.

* Rape Code 11A is the historical definition of rape; Rape Codes 11B and 11C are those moved from Part II to Part I status in accordance with federal mandate.

Shots Fired Calls	Week Ending 06/03/17	Week Ending 05/27/17	Weekly Avg 2016	28-Day Ending 06/03/17	28-Day Ending 4/8/17	Avg 28-Day 2016	YTD 2017	YTD 2016	YTD 2015	Change 16 to 17	Change vs. 2015
53S ShotSpotter Calls	0	0	0.0	0	0	0.0	0	0	0	0	0
Sig 53 Shots Fired Calls	11	11	11.3	41	49	45.1	244	234	229	10	15



City of Savannah Only

Week Ending 06/03/17

PATROL COMMANDER:
MAJOR KERRY THOMAS



	Week Ending 06/03/17	Week Ending 05/27/17	Weekly Avg 2016	28-Day Ending 06/03/17	28-Day Ending 4/8/17	Avg 28-Day 2016	YTD 2017	YTD 2016	YTD 2015	Change 16 to 17	Change vs. 2015
HOMICIDE	0	0	1	10	6	3	15	25	12	-10	3
RAPE (11A) *	3	2	1	7	3	3	20	21	21	-1	-1
RAPE (11B & 11C) *	0	0	1	5	3	5	22	18	7	4	15
COMMERCIAL ROBBERY	1	2	1	5	9	6	44	34	23	10	21
STREET ROBBERY	6	5	7	25	18	28	100	136	119	-36	-19
RESIDENTIAL ROBBERY	0	0	1	0	4	3	9	14	22	-5	-13
AGG ASSAULT w/ GUN	5	8	5	19	28	18	125	115	105	10	20
AGG ASSAULT w/o GUN	8	3	4	22	28	17	100	99	68	1	32
TOTAL VIOLENT	23	20	21	93	99	83	435	462	377	-6%	15%
COMMERCIAL BURGLARY	4	4	6	11	14	24	65	109	97	-44	-32
RESIDENTIAL BURGLARY	14	18	22	63	55	88	350	443	505	-93	-155
SUDDEN SNATCHING	2	1	2	5	9	7	45	40	35	5	10
SHOPLIFTING	32	46	25	146	124	101	693	603	621	90	72
THEFT FROM VEHICLE	28	33	32	156	137	128	772	728	658	44	114
THEFT FROM YARD	17	15	14	67	63	54	315	274	290	41	25
THEFT FROM BLDG	22	20	20	96	77	79	402	447	409	-45	-7
OTHER LARCENY	2	2	2	13	10	9	65	46	52	19	13
AUTO THEFT	17	22	15	72	58	61	327	319	342	8	-15
TOTAL PROPERTY	138	161	138	629	547	553	3034	3009	3009	1%	1%
TOTAL PART I	161	181	159	722	646	636	3469	3471	3386	0%	2%

Statistics are based on UCR criteria, not GA Criminal Code.

Difference from Last Year -2

Statistics are preliminary, based on RMS data at the time prepared, and are subject to change due to late reports, reclassifications, updated locations, etc.

Cell Shading: white is within 0.6 standard deviation of the mean; red is above; green is below.

* Rape Code 11A is the historical definition of rape; Rape Codes 11B and 11C are those moved from Part II to Part I status in accordance with federal mandate.

Shots Fired Calls	Week Ending 06/03/17	Week Ending 05/27/17	Weekly Avg 2016	28-Day Ending 06/03/17	28-Day Ending 4/8/17	Avg 28-Day 2016	YTD 2017	YTD 2016	YTD 2015	Change 16 to 17	Change vs. 2015
53S ShotSpotter Calls	33	14	22.9	76	84	91.7	461	611	284	-150	177
Sig 53 Shots Fired Calls	72	41	52.0	187	195	207.9	1018	1232	923	-214	95



COMPSTAT WEST CHATHAM PRECINCT Week Ending 06/03/17

PRECINCT COMMANDER:

CAPT. JOHN BEST



	Week Ending 06/03/17	Week Ending 05/27/17	Weekly Avg 2016	28-Day Ending 06/03/17	28-Day Ending 4/8/17	Avg 28-Day 2016	YTD 2017	YTD 2016	YTD 2015	Change 16 to 17	Change vs. 2015
HOMICIDE	0	0	0	0	0	0	2	2	0	0	2
RAPE (11A) *	0	1	0	1	0	1	3	7	6	-4	-3
RAPE (11B & 11C) *	0	0	0	0	2	1	4	5	1	-1	3
COMMERCIAL ROBBERY	0	0	0	0	2	1	4	10	7	-6	-3
STREET ROBBERY	3	1	1	5	2	3	11	12	7	-1	4
RESIDENTIAL ROBBERY	0	0	0	0	0	1	2	9	5	-7	-3
AGG ASSAULT w/ GUN	0	3	1	3	2	4	18	20	12	-2	6
AGG ASSAULT w/o GUN	1	0	1	1	5	4	19	20	17	-1	2
TOTAL VIOLENT	4	5	4	10	13	16	63	85	55	-26%	15%
COMMERCIAL BURGLARY	1	1	1	6	2	5	21	25	30	-4	-9
RESIDENTIAL BURGLARY	5	3	6	19	18	22	113	135	115	-22	-2
SUDDEN SNATCHING	0	0	0	0	2	1	3	6	2	-3	1
SHOPLIFTING	3	3	3	11	10	14	70	82	91	-12	-21
THEFT FROM VEHICLE	16	11	7	47	15	29	131	154	120	-23	11
THEFT FROM YARD	5	5	3	19	12	10	64	56	59	8	5
THEFT FROM BLDG	8	5	4	26	20	16	115	72	84	43	31
OTHER LARCENY	1	0	1	4	4	4	24	10	15	14	9
AUTO THEFT	6	5	4	21	14	16	82	76	78	6	4
TOTAL PROPERTY	45	33	29	153	97	118	623	616	594	1%	5%
TOTAL PART I	49	38	33	163	110	134	686	701	649	-2%	6%

Difference from Last Year -15

Statistics are based on UCR criteria, not GA Criminal Code.

Statistics are preliminary, based on RMS data at the time prepared, and are subject to change due to late reports, reclassifications, updated locations, etc.

Cell Shading: white is within 0.6 standard deviation of the mean; red is above; green is below.

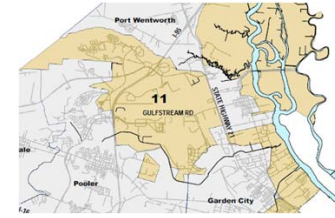
* Rape Code 11A is the historical definition of rape; Rape Codes 11B and 11C are those moved from Part II to Part I status in accordance with federal mandate.

Citizen Initiated Calls	Week Ending 06/03/17	Week Ending 05/27/17	Weekly Avg 2016	28-Day Ending 06/03/17	28-Day Ending 4/8/17	Avg 28-Day 2016	YTD 2017	YTD 2016	YTD 2015	Change 16 to 17	Change vs. 2015
Midnight Shift	139	83	114	482	425	455	2441	2408	2402	33	39
Day Shift	260	308	282	1119	1128	1127	5935	6275	6089	-340	-154
Afternoon Shift	326	306	294	1267	1256	1177	6320	6333	6315	-13	5
TOTAL CITIZEN CFS	725	725	690	2868	2809	2758	14696	15016	14806	-2.1%	-0.7%
53S ShotSpotter Calls	0	0	0	0	0	0	1	3	1	-2	0
Sig 53 Shots Fired Calls	10	6	10	33	32	38	180	229	185	-49	-5

BEAT 11

West Chatham Precinct

Week Ending 06/03/17



	Last 4 Weeks				28 Days Ending 06/03/17	28 Day Average 2016	YTD 2017	YTD 2016	YTD 2015	Change 16 to 17	Change vs. 2015
	Ending 05/13/17	Ending 05/20/17	Ending 05/27/17	Ending 06/03/17							
HOMICIDE	0	0	0	0	0	0.0	0	0	0	0	0
RAPE (11A) *	0	0	0	0	0	0.1	0	1	0	-1	0
RAPE (11B & 11C) *	0	0	0	0	0	0.1	1	0	0	1	1
COMMERCIAL ROBBERY	0	0	0	0	0	0.3	1	2	2	-1	-1
STREET ROBBERY	1	0	0	0	1	0.2	2	1	1	1	1
RESIDENTIAL ROBBERY	0	0	0	0	0	0.1	0	0	0	0	0
AGG ASSAULT w/ GUN	0	0	0	0	0	0.1	3	1	1	2	2
AGG ASSAULT w/o GUN	0	0	0	0	0	0.5	2	3	0	-1	2
TOTAL VIOLENT	1	0	0	0	1	1.3	9	8	4	13%	125%
COMMERCIAL BURGLARY	0	0	0	1	1	0.4	3	2	5	1	-2
RESIDENTIAL BURGLARY	0	2	1	1	4	1.1	10	7	9	3	1
SUDDEN SNATCHING	0	0	0	0	0	0.1	0	1	0	-1	0
SHOPLIFTING	0	0	0	0	0	0.2	1	0	1	1	0
THEFT FROM VEHICLE	1	1	0	2	4	3.5	20	16	11	4	9
THEFT FROM YARD	0	2	0	1	3	1.9	13	12	9	1	4
THEFT FROM BLDG	0	3	1	4	8	3.3	30	15	25	15	5
OTHER LARCENY	1	0	0	0	1	0.7	2	3	2	-1	0
AUTO THEFT	0	0	0	0	0	2.2	12	12	13	0	-1
TOTAL PROPERTY	2	8	2	9	21	13.4	91	68	75	34%	21%
TOTAL PART I	3	8	2	9	22	14.7	100	76	79	32%	27%

Difference from Last Year 24

Statistics are based on UCR criteria, not GA Criminal Code.

* Rape Code 11A is the historical definition of rape (aka Legacy Rape); Rape Codes 11B and 11C are those moved from Part II to Part I in 2017.

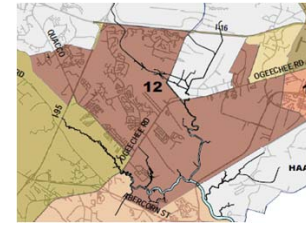
* Rape Code 11A is the historical definition of rape; Rape Codes 11B and 11C are those moved from Part II to Part I status in accordance with federal mandate.

Shots Fired Calls	Week Ending 05/13/17	Week Ending 05/13/17	Week Ending 05/27/17	Week Ending 06/03/17	28 Days Ending 06/03/17	28 Day Average 2016	YTD 2017	YTD 2016	YTD 2015	Change 16 to 17	Change vs. 2015
53S ShotSpotter Calls	0	0	0	0	0	0.0	0	0	0	0%	0%
Sig 53 Shots Fired Calls	0	2	1	0	3	1.6	11	6	16	83%	-31%

BEAT 12

West Chatham Precinct

Week Ending 06/03/17



	Last 4 Weeks				28 Days Ending 06/03/17	28 Day Average 2016	YTD 2017	YTD 2016	YTD 2015	Change 16 to 17	Change vs. 2015
	Ending 05/13/17	Ending 05/20/17	Ending 05/27/17	Ending 06/03/17							
HOMICIDE	0	0	0	0	0	0.1	0	1	0	-1	0
RAPE (11A) *	0	0	0	0	0	0.2	0	1	2	-1	-2
RAPE (11B & 11C) *	0	0	0	0	0	0.6	0	3	1	-3	-1
COMMERCIAL ROBBERY	0	0	0	0	0	0.3	1	3	1	-2	0
STREET ROBBERY	0	0	0	1	1	0.6	1	4	2	-3	-1
RESIDENTIAL ROBBERY	0	0	0	0	0	0.3	0	0	0	0	0
AGG ASSAULT w/ GUN	0	0	0	0	0	0.7	4	3	0	1	4
AGG ASSAULT w/o GUN	0	0	0	1	1	0.8	7	3	4	4	3
TOTAL VIOLENT	0	0	0	2	2	3.6	13	18	10	-28%	30%
COMMERCIAL BURGLARY	0	0	0	0	0	0.5	1	2	3	-1	-2
RESIDENTIAL BURGLARY	0	0	1	2	3	7.1	19	49	30	-30	-11
SUDDEN SNATCHING	0	0	0	0	0	0.3	0	2	0	-2	0
SHOPLIFTING	1	0	0	1	2	2.9	12	16	12	-4	0
THEFT FROM VEHICLE	4	3	5	5	17	8.6	43	39	32	4	11
THEFT FROM YARD	1	0	2	2	5	2.6	11	12	16	-1	-5
THEFT FROM BLDG	1	0	1	1	3	2.7	21	15	11	6	10
OTHER LARCENY	0	0	0	1	1	0.9	4	3	4	1	0
AUTO THEFT	1	0	2	2	5	4.0	13	20	17	-7	-4
TOTAL PROPERTY	8	3	11	14	36	29.5	124	158	125	-22%	-1%
TOTAL PART I	8	3	11	16	38	33.1	137	176	135	-22%	1%

Difference from Last Year -39

Statistics are based on UCR criteria, not GA Criminal Code.

* Rape Code 11A is the historical definition of rape (aka Legacy Rape); Rape Codes 11B and 11C are those moved from Part II to Part I in 2017.

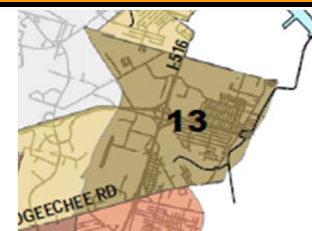
* Rape Code 11A is the historical definition of rape; Rape Codes 11B and 11C are those moved from Part II to Part I status in accordance with federal mandate.

Shots Fired Calls	Week Ending 05/13/17	Week Ending 05/13/17	Week Ending 05/27/17	Week Ending 06/03/17	28 Days Ending 06/03/17	28 Day Average 2016	YTD 2017	YTD 2016	YTD 2015	Change 16 to 17	Change vs. 2015
53S ShotSpotter Calls	0	0	0	0	0	0.0	0	0	0	0%	0%
Sig 53 Shots Fired Calls	0	1	0	2	3	6.5	39	32	31	22%	26%

BEAT 13

West Chatham Precinct

Week Ending 06/03/17



	Last 4 Weeks				28 Days Ending 06/03/17	28 Day Average 2016	YTD 2017	YTD 2016	YTD 2015	Change 16 to 17	Change vs. 2015
	Ending 05/20/17	Ending 05/20/17	Ending 05/27/17	Ending 06/03/17							
HOMICIDE	0	0	0	0	0	0.1	1	0	0	1	1
RAPE (11A) *	0	0	1	0	1	0.4	2	2	0	0	2
RAPE (11B & 11C) *	0	0	0	0	0	0.1	0	0	0	0	0
COMMERCIAL ROBBERY	0	0	0	0	0	0.2	1	1	1	0	0
STREET ROBBERY	0	0	0	1	1	0.8	3	2	0	1	3
RESIDENTIAL ROBBERY	0	0	0	0	0	0.2	1	2	2	-1	-1
AGG ASSAULT w/ GUN	0	0	2	0	2	1.2	4	8	5	-4	-1
AGG ASSAULT w/o GUN	0	0	0	0	0	0.8	6	6	4	0	2
TOTAL VIOLENT	0	0	3	1	4	3.6	18	21	12	-14%	50%
COMMERCIAL BURGLARY	0	1	1	0	2	1.1	8	5	10	3	-2
RESIDENTIAL BURGLARY	3	0	1	0	4	3.1	17	17	18	0	-1
SUDDEN SNATCHING	0	0	0	0	0	0.3	1	0	2	1	-1
SHOPLIFTING	0	0	3	0	3	1.6	11	9	4	2	7
THEFT FROM VEHICLE	0	2	2	0	4	4.2	13	25	23	-12	-10
THEFT FROM YARD	0	0	1	0	1	1.9	7	9	9	-2	-2
THEFT FROM BLDG	1	0	1	0	2	2.1	11	10	14	1	-3
OTHER LARCENY	0	0	0	0	0	0.1	2	0	1	2	1
AUTO THEFT	1	0	0	0	1	2.7	12	15	17	-3	-5
TOTAL PROPERTY	5	3	9	0	17	17.1	82	90	98	-9%	-16%
TOTAL PART I	5	3	12	1	21	20.7	100	111	110	-10%	-9%

Difference from Last Year -11

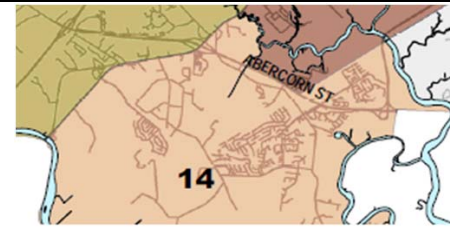
Statistics are based on UCR criteria, not GA Criminal Code.

* Rape Code 11A is the historical definition of rape (aka Legacy Rape); Rape Codes 11B and 11C are those moved from Part II to Part I in 2017.

* Rape Code 11A is the historical definition of rape; Rape Codes 11B and 11C are those moved from Part II to Part I status in accordance with federal mandate.

Shots Fired Calls	Week Ending 05/13/17	Week Ending 05/13/17	Week Ending 05/27/17	Week Ending 06/03/17	28 Days Ending 06/03/17	28 Day Average 2016	YTD 2017	YTD 2016	YTD 2017	Change 16 to 17	Change vs. 2015
53S ShotSpotter Calls	0	0	0	0	0	0.2	1	3	0	0%	0%
Sig 53 Shots Fired Calls	0	2	0	3	5	8.6	27	57	37	-53%	-27%

BEAT 14
West Chatham Precinct
Week Ending 06/03/17



	Last 4 Weeks				28 Days Ending 06/03/17	28 Day Average 2016	YTD 2017	YTD 2016	YTD 2015	Change 16 to 17	Change vs. 2015
	Ending 05/13/17	Ending 05/20/17	Ending 05/27/17	Ending 06/03/17							
HOMICIDE	0	0	0	0	0	0.2	0	0	0	0	0
RAPE (11A) *	0	0	0	0	0	0.0	1	0	3	1	-2
RAPE (11B & 11C) *	0	0	0	0	0	0.2	1	1	0	0	1
COMMERCIAL ROBBERY	0	0	0	0	0	0.2	1	0	0	1	1
STREET ROBBERY	0	0	0	0	0	0.4	2	0	1	2	1
RESIDENTIAL ROBBERY	0	0	0	0	0	0.2	0	1	0	-1	0
AGG ASSAULT w/ GUN	0	0	0	0	0	0.2	2	2	0	0	2
AGG ASSAULT w/o GUN	0	0	0	0	0	0.5	0	2	1	-2	-1
TOTAL VIOLENT	0	0	0	0	0	1.6	7	6	5	17%	40%
COMMERCIAL BURGLARY	0	0	0	0	0	0.9	2	5	2	-3	0
RESIDENTIAL BURGLARY	1	2	0	0	3	4.0	36	25	14	11	22
SUDDEN SNATCHING	0	0	0	0	0	0.1	0	1	0	-1	0
SHOPLIFTING	1	0	0	0	1	0.7	8	6	3	2	5
THEFT FROM VEHICLE	4	2	4	5	15	3.7	28	14	22	14	6
THEFT FROM YARD	0	1	1	1	3	1.6	12	11	10	1	2
THEFT FROM BLDG	1	0	0	0	1	1.8	17	6	14	11	3
OTHER LARCENY	1	0	0	0	1	1.2	9	2	5	7	4
AUTO THEFT	0	1	3	2	6	2.6	11	8	13	3	-2
TOTAL PROPERTY	8	6	8	8	30	16.5	123	78	83	58%	48%
TOTAL PART I	8	6	8	8	30	18.1	130	84	88	55%	48%

Difference from Last Year 46

Statistics are based on UCR criteria, not GA Criminal Code.

* Rape Code 11A is the historical definition of rape (aka Legacy Rape); Rape Codes 11B and 11C are those moved from Part II to Part I in 2017.

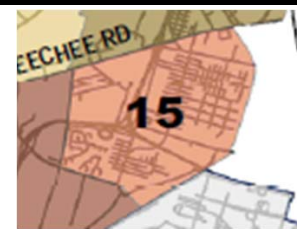
* Rape Code 11A is the historical definition of rape; Rape Codes 11B and 11C are those moved from Part II to Part I status in accordance with federal mandate.

Shots Fired Calls	Week Ending 05/13/17	Week Ending 05/13/17	Week Ending 05/27/17	Week Ending 06/03/17	28 Days Ending 06/03/17	28 Day Average 2016	YTD 2017	YTD 2016	YTD 2015	Change 16 to 17	Change vs. 2015
53S ShotSpotter Calls	0	0	0	0	0	0.0	0	0	1	0%	0%
Sig 53 Shots Fired Calls	3	2	3	4	12	7.4	43	55	41	-22%	5%

BEAT 15

West Chatham Precinct

Week Ending 06/03/17



	Last 4 Weeks				28 Days Ending 06/03/17	28 Day Average 2016	YTD 2017	YTD 2016	YTD 2015	Change 16 to 17	Change vs. 2015
	Ending 05/13/17	Ending 05/20/17	Ending 05/27/17	Ending 06/03/17							
HOMICIDE	0	0	0	0	0	0.2	0	1	0	-1	0
RAPE (11A) *	0	0	0	0	0	0.2	0	2	1	-2	-1
RAPE (11B & 11C) *	0	0	0	0	0	0.4	0	1	0	-1	0
COMMERCIAL ROBBERY	0	0	0	0	0	0.5	0	3	0	-3	0
STREET ROBBERY	0	0	0	1	1	0.7	2	2	2	0	0
RESIDENTIAL ROBBERY	0	0	0	0	0	0.3	0	3	1	-3	-1
AGG ASSAULT w/ GUN	0	0	0	0	0	0.9	4	4	6	0	-2
AGG ASSAULT w/o GUN	0	0	0	0	0	0.9	0	5	3	-5	-3
TOTAL VIOLENT	0	0	0	1	1	4.0	6	21	13	-71%	-54%
COMMERCIAL BURGLARY	0	1	0	0	1	1.3	3	5	9	-2	-6
RESIDENTIAL BURGLARY	1	2	0	1	4	3.9	22	25	24	-3	-2
SUDDEN SNATCHING	0	0	0	0	0	0.2	1	2	0	-1	1
SHOPLIFTING	0	0	0	1	1	1.5	4	13	1	-9	3
THEFT FROM VEHICLE	1	2	0	0	3	2.9	14	21	10	-7	4
THEFT FROM YARD	0	3	1	0	4	1.0	11	5	3	6	8
THEFT FROM BLDG	1	1	1	1	4	2.2	12	10	5	2	7
OTHER LARCENY	0	1	0	0	1	0.3	3	2	0	1	3
AUTO THEFT	2	0	0	0	2	1.9	14	11	9	3	5
TOTAL PROPERTY	5	10	2	3	20	15.2	84	94	61	-11%	38%
TOTAL PART I	5	10	2	4	21	19.2	90	115	74	-22%	22%

Difference from Last Year -25

Statistics are based on UCR criteria, not GA Criminal Code.

* Rape Code 11A is the historical definition of rape (aka Legacy Rape); Rape Codes 11B and 11C are those moved from Part II to Part I in 2017.

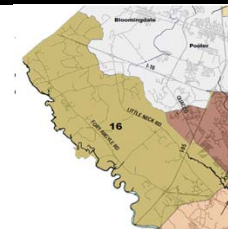
* Rape Code 11A is the historical definition of rape; Rape Codes 11B and 11C are those moved from Part II to Part I status in accordance with federal mandate.

Shots Fired Calls	Week Ending 05/13/17	Week Ending 05/13/17	Week Ending 05/27/17	Week Ending 06/03/17	28 Days Ending 06/03/17	28 Day Average 2016	YTD 2017	YTD 2016	YTD 2015	Change 16 to 17	Change vs. 2015
53S ShotSpotter Calls	0	0	0	0	0	0.0	0	0	0	0%	0%
Sig 53 Shots Fired Calls	1	4	0	0	5	8.2	34	48	42	-29%	-19%

BEAT 16

West Chatham Precinct

Week Ending 06/03/17



	Last 4 Weeks				28 Days Ending 06/03/17	28 Day Average 2016	YTD 2017	YTD 2016	YTD 2015	Change 16 to 17	Change vs. 2015
	Ending 05/13/17	Ending 05/20/17	Ending 05/27/17	Ending 06/03/17							
HOMICIDE	0	0	0	0	0	0.0	1	0	0	1	1
RAPE (11A) *	0	0	0	0	0	0.2	0	1	0	-1	0
RAPE (11B & 11C) *	0	0	0	0	0	0.0	2	0	0	2	2
COMMERCIAL ROBBERY	0	0	0	0	0	0.1	0	1	3	-1	-3
STREET ROBBERY	0	0	1	0	1	0.4	1	3	1	-2	0
RESIDENTIAL ROBBERY	0	0	0	0	0	0.4	1	3	2	-2	-1
AGG ASSAULT w/ GUN	0	0	1	0	1	0.5	1	2	0	-1	1
AGG ASSAULT w/o GUN	0	0	0	0	0	0.5	4	1	5	3	-1
TOTAL VIOLENT	0	0	2	0	2	1.9	10	11	11	-9%	-9%
COMMERCIAL BURGLARY	2	0	0	0	2	0.9	4	6	1	-2	3
RESIDENTIAL BURGLARY	0	0	0	1	1	3.1	9	12	20	-3	-11
SUDDEN SNATCHING	0	0	0	0	0	0.1	1	0	0	1	1
SHOPLIFTING	2	1	0	1	4	7.0	34	38	70	-4	-36
THEFT FROM VEHICLE	0	0	0	4	4	6.3	13	39	22	-26	-9
THEFT FROM YARD	2	0	0	1	3	1.4	10	7	12	3	-2
THEFT FROM BLDG	3	2	1	2	8	3.7	24	16	15	8	9
OTHER LARCENY	0	0	0	0	0	0.5	4	0	3	4	1
AUTO THEFT	4	1	0	2	7	3.0	20	10	9	10	11
TOTAL PROPERTY	13	4	1	11	29	25.9	119	128	152	-7%	-22%
TOTAL PART I	13	4	3	11	31	27.8	129	139	163	-7%	-21%

Difference from Last Year -10

Statistics are based on UCR criteria, not GA Criminal Code.

* Rape Code 11A is the historical definition of rape (aka Legacy Rape); Rape Codes 11B and 11C are those moved from Part II to Part I in 2017.

* Rape Code 11A is the historical definition of rape; Rape Codes 11B and 11C are those moved from Part II to Part I status in accordance with federal mandate.

Shots Fired Calls	Week Ending 05/13/17	Week Ending 05/13/17	Week Ending 05/27/17	Week Ending 06/03/17	28 Days Ending 06/03/17	28 Day Average 2016	YTD 2017	YTD 2016	YTD 2015	Change 16 to 17	Change vs. 2015
53S ShotSpotter Calls	0	0	0	0	0	0.0	0	0	0	0%	0%
Sig 53 Shots Fired Calls	2	0	2	1	5	6.1	26	31	18	-16%	44%



COMPSTAT DOWNTOWN PRECINCT Week Ending 06/03/17

PRECINCT COMMANDER:
CAPT. JOY GELLATLY



	Week Ending 06/03/17	Week Ending 05/27/17	Weekly Avg 2016	28-Day Ending 06/03/17	28-Day Ending 4/8/17	Avg 28-Day 2016	YTD 2017	YTD 2016	YTD 2015	Change 16 to 17	Change vs. 2015
HOMICIDE	0	0	0	1	0	0	3	3	1	0	2
RAPE (11A) *	1	0	0	2	0	1	6	2	7	4	-1
RAPE (11B & 11C) *	0	0	0	3	0	1	6	4	1	2	5
COMMERCIAL ROBBERY	0	0	0	0	1	1	2	3	3	-1	-1
STREET ROBBERY	1	3	3	6	7	13	43	68	36	-25	7
RESIDENTIAL ROBBERY	0	0	0	0	0	0	1	2	5	-1	-4
AGG ASSAULT w/ GUN	1	0	1	4	5	6	27	32	21	-5	6
AGG ASSAULT w/o GUN	3	0	1	9	5	5	31	24	16	7	15
TOTAL VIOLENT	6	3	7	25	18	27	119	138	90	-14%	32%
COMMERCIAL BURGLARY	0	2	1	4	0	5	16	18	10	-2	6
RESIDENTIAL BURGLARY	2	1	3	6	8	11	33	60	53	-27	-20
SUDDEN SNATCHING	2	1	1	3	4	4	24	23	17	1	7
SHOPLIFTING	6	5	5	19	17	19	95	80	92	15	3
THEFT FROM VEHICLE	7	3	11	28	27	42	182	238	151	-56	31
THEFT FROM YARD	8	3	4	21	17	16	104	83	77	21	27
THEFT FROM BLDG	9	7	5	29	17	21	110	128	95	-18	15
OTHER LARCENY	0	0	1	2	3	2	11	14	9	-3	2
AUTO THEFT	5	1	4	14	10	16	75	77	68	-2	7
TOTAL PROPERTY	39	23	34	126	103	136	650	721	572	-10%	14%
TOTAL PART I	45	26	41	151	121	163	769	859	662	-10%	16%

Statistics are based on UCR criteria, not GA Criminal Code.

Difference from Last Year -90

Statistics are preliminary, based on RMS data at the time prepared, and are subject to change due to late reports, reclassifications, updated locations, etc.

Cell Shading: white is within 0.6 standard deviation of the mean; red is above; green is below.

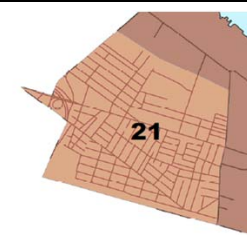
* Rape Code 11A is the historical definition of rape; Rape Codes 11B and 11C are those moved from Part II to Part I status in accordance with federal mandate.

Citizen Initiated Calls	Week Ending 06/03/17	Week Ending 05/27/17	Weekly Avg 2016	28-Day Ending 06/03/17	28-Day Ending 4/8/17	Avg 28-Day 2016	YTD 2017	YTD 2016	YTD 2015	Change 16 to 17	Change vs. 2015
Midnight Shift	138	118	121	479	448	484	2476	2548	2518	-72	-42
Day Shift	233	230	233	907	844	931	4617	4820	4850	-203	-233
Afternoon Shift	253	250	252	1028	923	1010	5131	5248	5295	-117	-164
TOTAL CITIZEN CFS	624	598	606	2414	2215	2425	12224	12616	12663	-3.1%	-3.5%
53S ShotSpotter Calls	7	3	8	15	24	30	101	193	88	-92	13
Sig 53 Shots Fired Calls	15	10	11	40	39	43	198	252	151	-54	47

BEAT 21

Downtown Precinct

Week Ending 06/03/17



	Last 4 Weeks				28 Days Ending 06/03/17	28 Day Average 2016	YTD 2017	YTD 2016	YTD 2015	Change 16 to 17	Change vs. 2015
	Ending 05/13/17	Ending 05/20/17	Ending 05/27/17	Ending 06/03/17							
HOMICIDE	0	0	0	0	0	0.2	0	2	0	-2	0
RAPE (11A) *	1	0	0	0	1	0.1	1	0	1	1	0
RAPE (11B & 11C) *	1	0	0	0	1	0.1	1	0	1	1	0
COMMERCIAL ROBBERY	0	0	0	0	0	0.3	0	2	0	-2	0
STREET ROBBERY	0	0	0	0	0	0.7	5	6	5	-1	0
RESIDENTIAL ROBBERY	0	0	0	0	0	0.1	0	0	2	0	-2
AGG ASSAULT w/ GUN	0	3	0	0	3	1.1	15	6	7	9	8
AGG ASSAULT w/o GUN	1	1	0	1	3	1.4	6	8	5	-2	1
TOTAL VIOLENT	3	4	0	1	8	3.9	28	24	21	17%	33%
COMMERCIAL BURGLARY	0	0	0	0	0	0.7	2	1	1	1	1
RESIDENTIAL BURGLARY	0	0	1	0	1	1.9	7	11	17	-4	-10
SUDDEN SNATCHING	0	0	0	0	0	0.1	0	1	0	-1	0
SHOPLIFTING	0	1	1	0	2	2.1	13	5	12	8	1
THEFT FROM VEHICLE	2	0	1	1	4	2.5	12	10	25	2	-13
THEFT FROM YARD	1	0	0	1	2	1.7	5	6	4	-1	1
THEFT FROM BLDG	2	0	1	1	4	2.0	9	11	11	-2	-2
OTHER LARCENY	0	0	0	0	0	0.2	1	1	1	0	0
AUTO THEFT	1	1	0	1	3	2.5	13	15	12	-2	1
TOTAL PROPERTY	6	2	4	4	16	13.6	62	61	83	2%	-25%
TOTAL PART I	9	6	4	5	24	17.5	90	85	104	6%	-13%

Difference from Last Year 5

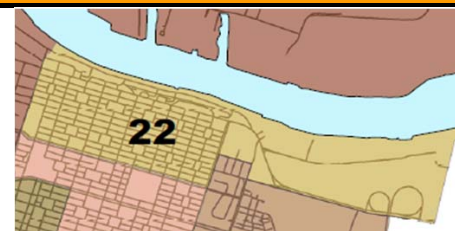
Statistics are based on UCR criteria, not GA Criminal Code.

* Rape Code 11A is the historical definition of rape (aka Legacy Rape); Rape Codes 11B and 11C are those moved from Part II to Part I in 2017.

* Rape Code 11A is the historical definition of rape; Rape Codes 11B and 11C are those moved from Part II to Part I status in accordance with federal mandate.

Shots Fired Calls	Week Ending 05/13/17	Week Ending 05/13/17	Week Ending 05/27/17	Week Ending 06/03/17	28 Days Ending 06/03/17	28 Day Average 2016	YTD 2017	YTD 2016	YTD 2015	Change 16 to 17	Change vs. 2015
53S ShotSpotter Calls	0	0	0	0	0	0.0	0	0	0	0%	0%
Sig 53 Shots Fired Calls	1	0	5	5	11	9.3	50	51	33	-2%	52%

BEAT 22
Downtown Precinct
Week Ending 06/03/17



	Last 4 Weeks				28 Days Ending 06/03/17	28 Day Average 2016	YTD 2017	YTD 2016	YTD 2015	Change 16 to 17	Change vs. 2015
	Ending 05/13/17	Ending 05/20/17	Ending 05/27/17	Ending 06/03/17							
HOMICIDE	0	0	0	0	0	0.0	0	0	0	0	0
RAPE (11A) *	0	0	0	1	1	0.4	3	0	4	3	-1
RAPE (11B & 11C) *	1	0	0	0	1	0.2	1	1	0	0	1
COMMERCIAL ROBBERY	0	0	0	0	0	0.1	0	0	0	0	0
STREET ROBBERY	1	0	0	0	1	3.4	4	10	10	-6	-6
RESIDENTIAL ROBBERY	0	0	0	0	0	0.0	0	0	0	0	0
AGG ASSAULT w/ GUN	0	0	0	0	0	0.6	2	2	1	0	1
AGG ASSAULT w/o GUN	0	0	0	1	1	0.9	5	5	1	0	4
TOTAL VIOLENT	2	0	0	2	4	5.6	15	18	16	-17%	-6%
COMMERCIAL BURGLARY	0	2	1	0	3	0.8	7	3	4	4	3
RESIDENTIAL BURGLARY	0	0	0	1	1	0.5	1	6	0	-5	1
SUDDEN SNATCHING	0	0	0	2	2	2.9	18	15	10	3	8
SHOPLIFTING	1	1	0	1	3	3.0	19	23	6	-4	13
THEFT FROM VEHICLE	0	2	1	0	3	10.9	29	61	21	-32	8
THEFT FROM YARD	0	1	1	2	4	3.1	26	20	14	6	12
THEFT FROM BLDG	1	1	4	5	11	8.0	41	48	30	-7	11
OTHER LARCENY	0	0	0	0	0	0.4	3	3	0	0	3
AUTO THEFT	0	0	0	0	0	3.1	9	14	6	-5	3
TOTAL PROPERTY	2	7	7	11	27	32.7	153	193	91	-21%	68%
TOTAL PART I	4	7	7	13	31	38.3	168	211	107	-20%	57%

Difference from Last Year -43

Statistics are based on UCR criteria, not GA Criminal Code.

* Rape Code 11A is the historical definition of rape (aka Legacy Rape); Rape Codes 11B and 11C are those moved from Part II to Part I in 2017.

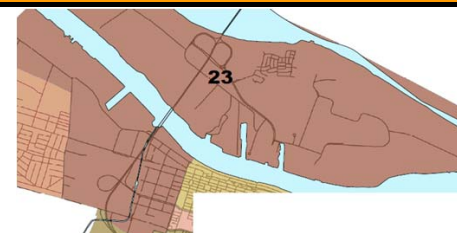
* Rape Code 11A is the historical definition of rape; Rape Codes 11B and 11C are those moved from Part II to Part I status in accordance with federal mandate.

Shots Fired Calls	Week Ending 05/13/17	Week Ending 05/13/17	Week Ending 05/27/17	Week Ending 06/03/17	28 Days Ending 06/03/17	28 Day Average 2016	YTD 2017	YTD 2016	YTD 2015	Change 16 to 17	Change vs. 2015
53S ShotSpotter Calls	1	0	0	0	1	1.2	5	6	3	0%	0%
Sig 53 Shots Fired Calls	1	1	0	0	2	1.8	10	12	11	-17%	-9%

BEAT 23

Downtown Precinct

Week Ending 06/03/17



	Last 4 Weeks				28 Days Ending 06/03/17	28 Day Average 2016	YTD 2017	YTD 2016	YTD 2015	Change 16 to 17	Change vs. 2015
	Ending 05/13/17	Ending 05/20/17	Ending 05/27/17	Ending 06/03/17							
HOMICIDE	0	0	0	0	0	0.0	2	0	0	2	2
RAPE (11A) *	0	0	0	0	0	0.1	1	1	1	0	0
RAPE (11B & 11C) *	0	0	0	0	0	0.0	2	0	0	2	2
COMMERCIAL ROBBERY	0	0	0	0	0	0.0	0	0	0	0	0
STREET ROBBERY	0	0	1	0	1	1.7	3	7	5	-4	-2
RESIDENTIAL ROBBERY	0	0	0	0	0	0.2	0	0	1	0	-1
AGG ASSAULT w/ GUN	0	0	0	0	0	0.6	1	2	3	-1	-2
AGG ASSAULT w/o GUN	1	1	0	0	2	0.8	5	4	2	1	3
TOTAL VIOLENT	1	1	1	0	3	3.3	14	14	12	0%	17%
COMMERCIAL BURGLARY	0	0	0	0	0	0.1	1	0	0	1	1
RESIDENTIAL BURGLARY	0	1	0	0	1	1.3	3	4	3	-1	0
SUDDEN SNATCHING	0	0	0	0	0	0.4	2	2	2	0	0
SHOPLIFTING	1	0	0	1	2	2.0	8	8	8	0	0
THEFT FROM VEHICLE	1	1	1	1	4	4.4	19	33	16	-14	3
THEFT FROM YARD	1	0	0	0	1	1.7	4	5	5	-1	-1
THEFT FROM BLDG	2	2	0	1	5	3.1	17	21	13	-4	4
OTHER LARCENY	0	0	0	0	0	0.3	1	0	0	1	1
AUTO THEFT	0	0	0	0	0	2.0	3	8	8	-5	-5
TOTAL PROPERTY	5	4	1	3	13	15.3	58	81	55	-28%	5%
TOTAL PART I	6	5	2	3	16	18.6	72	95	67	-24%	7%

Difference from Last Year -23

Statistics are based on UCR criteria, not GA Criminal Code.

* Rape Code 11A is the historical definition of rape (aka Legacy Rape); Rape Codes 11B and 11C are those moved from Part II to Part I in 2017.

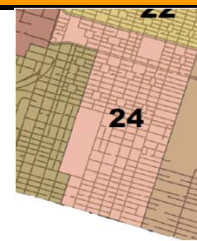
* Rape Code 11A is the historical definition of rape; Rape Codes 11B and 11C are those moved from Part II to Part I status in accordance with federal mandate.

Shots Fired Calls	Week Ending 05/13/17	Week Ending 05/13/17	Week Ending 05/27/17	Week Ending 06/03/17	28 Days Ending 06/03/17	28 Day Average 2016	YTD 2017	YTD 2016	YTD 2015	Change 16 to 17	Change vs. 2015
53S ShotSpotter Calls	0	1	2	1	4	3.5	16	23	17	0%	0%
Sig 53 Shots Fired Calls	0	0	2	0	2	3.5	11	18	18	-39%	-39%

BEAT 24

Downtown Precinct

Week Ending 06/03/17



	Last 4 Weeks				28 Days Ending 06/03/17	28 Day Average 2016	YTD 2017	YTD 2016	YTD 2015	Change 16 to 17	Change vs. 2015
	Ending 05/13/17	Ending 05/20/17	Ending 05/27/17	Ending 06/03/17							
HOMICIDE	0	0	0	0	0	0.1	0	0	0	0	0
RAPE (11A) *	0	0	0	0	0	0.2	1	0	1	1	0
RAPE (11B & 11C) *	0	0	0	0	0	0.2	0	0	0	0	0
COMMERCIAL ROBBERY	0	0	0	0	0	0.1	1	0	1	1	0
STREET ROBBERY	0	0	1	0	1	3.1	11	14	6	-3	5
RESIDENTIAL ROBBERY	0	0	0	0	0	0.2	0	1	1	-1	-1
AGG ASSAULT w/ GUN	0	0	0	0	0	0.1	1	0	1	1	0
AGG ASSAULT w/o GUN	1	0	0	0	1	0.5	2	1	2	1	0
TOTAL VIOLENT	1	0	1	0	2	4.3	16	16	12	0%	33%
COMMERCIAL BURGLARY	0	0	1	0	1	0.5	2	1	1	1	1
RESIDENTIAL BURGLARY	0	0	0	0	0	1.5	5	7	6	-2	-1
SUDDEN SNATCHING	0	0	1	0	1	0.5	1	4	4	-3	-3
SHOPLIFTING	1	0	2	2	5	5.0	19	23	51	-4	-32
THEFT FROM VEHICLE	2	2	0	1	5	10.3	54	69	49	-15	5
THEFT FROM YARD	1	2	1	2	6	5.1	37	28	32	9	5
THEFT FROM BLDG	3	1	0	0	4	3.7	18	23	18	-5	0
OTHER LARCENY	0	1	0	0	1	0.8	3	4	6	-1	-3
AUTO THEFT	0	1	1	2	4	3.3	22	13	11	9	11
TOTAL PROPERTY	7	7	6	7	27	30.7	161	172	178	-6%	-10%
TOTAL PART I	8	7	7	7	29	35.0	177	188	190	-6%	-7%

Difference from Last Year -11

Statistics are based on UCR criteria, not GA Criminal Code.

* Rape Code 11A is the historical definition of rape (aka Legacy Rape); Rape Codes 11B and 11C are those moved from Part II to Part I in 2017.

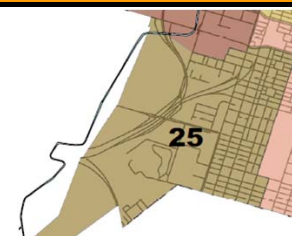
* Rape Code 11A is the historical definition of rape; Rape Codes 11B and 11C are those moved from Part II to Part I status in accordance with federal mandate.

Shots Fired Calls	Week Ending 05/13/17	Week Ending 05/13/17	Week Ending 05/27/17	Week Ending 06/03/17	28 Days Ending 06/03/17	28 Day Average 2016	YTD 2017	YTD 2016	YTD 2015	Change 16 to 17	Change vs. 2015
53S ShotSpotter Calls	0	0	0	0	0	3.8	13	27	11	0%	0%
Sig 53 Shots Fired Calls	4	2	0	2	8	8.8	39	55	23	-29%	70%

BEAT 25

Downtown Precinct

Week Ending 06/03/17



	Last 4 Weeks				28 Days Ending 06/03/17	28 Day Average 2016	YTD 2017	YTD 2016	YTD 2015	Change 16 to 17	Change vs. 2015
	Ending 05/13/17	Ending 05/20/17	Ending 05/27/17	Ending 06/03/17							
HOMICIDE	0	0	0	0	0	0.0	0	0	1	0	-1
RAPE (11A) *	0	0	0	0	0	0.1	0	1	0	-1	0
RAPE (11B & 11C) *	0	0	0	0	0	0.2	0	2	0	-2	0
COMMERCIAL ROBBERY	0	0	0	0	0	0.1	1	1	2	0	-1
STREET ROBBERY	0	1	1	1	3	2.4	12	16	4	-4	8
RESIDENTIAL ROBBERY	0	0	0	0	0	0.0	0	0	0	0	0
AGG ASSAULT w/ GUN	0	0	0	1	1	0.9	4	4	7	0	-3
AGG ASSAULT w/o GUN	1	0	0	0	1	0.8	4	3	1	1	3
TOTAL VIOLENT	1	1	1	2	5	4.5	21	27	15	-22%	40%
COMMERCIAL BURGLARY	0	0	0	0	0	1.6	2	9	3	-7	-1
RESIDENTIAL BURGLARY	0	1	0	0	1	1.7	3	10	9	-7	-6
SUDDEN SNATCHING	0	0	0	0	0	0.2	2	1	0	1	2
SHOPLIFTING	1	1	2	2	6	4.0	29	10	8	19	21
THEFT FROM VEHICLE	3	5	0	1	9	9.5	38	50	23	-12	15
THEFT FROM YARD	0	2	0	1	3	2.3	19	13	9	6	10
THEFT FROM BLDG	0	1	2	1	4	2.3	17	11	14	6	3
OTHER LARCENY	0	0	0	0	0	0.3	0	3	2	-3	-2
AUTO THEFT	3	0	0	2	5	3.2	20	19	16	1	4
TOTAL PROPERTY	7	10	4	7	28	25.0	130	126	84	3%	55%
TOTAL PART I	8	11	5	9	33	29.5	151	153	99	-1%	53%

Difference from Last Year -2

Statistics are based on UCR criteria, not GA Criminal Code.

* Rape Code 11A is the historical definition of rape (aka Legacy Rape); Rape Codes 11B and 11C are those moved from Part II to Part I in 2017.

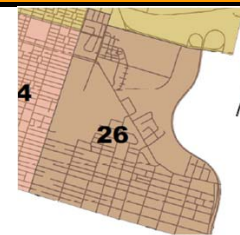
* Rape Code 11A is the historical definition of rape; Rape Codes 11B and 11C are those moved from Part II to Part I status in accordance with federal mandate.

Shots Fired Calls	Week Ending 05/13/17	Week Ending 05/13/17	Week Ending 05/27/17	Week Ending 06/03/17	28 Days Ending 06/03/17	28 Day Average 2016	YTD 2017	YTD 2016	YTD 2015	Change 16 to 17	Change vs. 2015
53S ShotSpotter Calls	0	0	0	1	1	6.3	23	34	22	0%	0%
Sig 53 Shots Fired Calls	0	0	1	2	3	6.4	24	51	24	-53%	0%

BEAT 26

Downtown Precinct

Week Ending 06/03/17



	Last 4 Weeks				28 Days Ending 06/03/17	28 Day Average 2016	YTD 2017	YTD 2016	YTD 2015	Change 16 to 17	Change vs. 2015
	Ending 05/13/17	Ending 05/20/17	Ending 05/27/17	Ending 06/03/17							
HOMICIDE	1	0	0	0	1	0.2	1	1	0	0	1
RAPE (11A) *	0	0	0	0	0	0.1	0	0	0	0	0
RAPE (11B & 11C) *	0	1	0	0	1	0.5	2	1	0	1	2
COMMERCIAL ROBBERY	0	0	0	0	0	0.0	0	0	0	0	0
STREET ROBBERY	0	0	0	0	0	1.7	8	15	6	-7	2
RESIDENTIAL ROBBERY	0	0	0	0	0	0.1	1	1	1	0	0
AGG ASSAULT w/ GUN	0	0	0	0	0	2.3	4	18	2	-14	2
AGG ASSAULT w/o GUN	0	0	0	1	1	1.1	9	3	5	6	4
TOTAL VIOLENT	1	1	0	1	3	5.9	25	39	14	-36%	79%
COMMERCIAL BURGLARY	0	0	0	0	0	1.3	2	4	1	-2	1
RESIDENTIAL BURGLARY	0	1	0	1	2	4.1	14	22	18	-8	-4
SUDDEN SNATCHING	0	0	0	0	0	0.0	1	0	1	1	0
SHOPLIFTING	1	0	0	0	1	2.4	7	11	7	-4	0
THEFT FROM VEHICLE	0	0	0	3	3	4.6	30	15	17	15	13
THEFT FROM YARD	0	2	1	2	5	1.7	13	11	13	2	0
THEFT FROM BLDG	0	0	0	1	1	1.9	8	14	9	-6	-1
OTHER LARCENY	1	0	0	0	1	0.5	3	3	0	0	3
AUTO THEFT	1	1	0	0	2	2.1	8	8	15	0	-7
TOTAL PROPERTY	3	4	1	7	15	18.7	86	88	81	-2%	6%
TOTAL PART I	4	5	1	8	18	24.6	111	127	95	-13%	17%

Difference from Last Year -16

Statistics are based on UCR criteria, not GA Criminal Code.

* Rape Code 11A is the historical definition of rape (aka Legacy Rape); Rape Codes 11B and 11C are those moved from Part II to Part I in 2017.

* Rape Code 11A is the historical definition of rape; Rape Codes 11B and 11C are those moved from Part II to Part I status in accordance with federal mandate.

Shots Fired Calls	Week Ending 05/13/17	Week Ending 05/13/17	Week Ending 05/27/17	Week Ending 06/03/17	28 Days Ending 06/03/17	28 Day Average 2016	YTD 2017	YTD 2016	YTD 2015	Change 16 to 17	Change vs. 2015
53S ShotSpotter Calls	1	2	1	5	9	15.6	44	103	35	0%	0%
Sig 53 Shots Fired Calls	3	3	2	6	14	13.3	64	65	42	-2%	52%



COMPSTAT CENTRAL PRECINCT Week Ending 06/03/17

PRECINCT COMMANDER:
CAPT. BEN HERRON



	Week Ending 06/03/17	Week Ending 05/27/17	Weekly Avg 2016	28-Day Ending 06/03/17	28-Day Ending 4/8/17	Avg 28-Day 2016	YTD 2017	YTD 2016	YTD 2015	Change 16 to 17	Change vs. 2015
HOMICIDE	0	0	0	4	4	2	5	13	7	-8	-2
RAPE (11A) *	2	1	0	4	3	1	9	6	3	3	6
RAPE (11B & 11C) *	0	0	0	1	0	1	6	3	4	3	2
COMMERCIAL ROBBERY	1	2	0	3	0	1	9	8	3	1	6
STREET ROBBERY	1	1	2	8	4	8	24	30	37	-6	-13
RESIDENTIAL ROBBERY	0	0	0	0	3	1	4	6	2	-2	2
AGG ASSAULT w/ GUN	3	2	1	7	16	5	48	27	38	21	10
AGG ASSAULT w/o GUN	1	3	1	8	12	4	36	22	18	14	18
TOTAL VIOLENT	8	9	6	35	42	23	141	115	112	23%	26%
COMMERCIAL BURGLARY	1	0	2	1	2	8	11	31	35	-20	-24
RESIDENTIAL BURGLARY	1	4	7	13	14	30	85	104	168	-19	-83
SUDDEN SNATCHING	0	0	0	0	3	1	11	10	5	1	6
SHOPLIFTING	5	11	3	28	17	13	107	60	39	47	68
THEFT FROM VEHICLE	12	3	9	37	44	35	205	188	229	17	-24
THEFT FROM YARD	4	6	4	19	28	17	97	79	84	18	13
THEFT FROM BLDG	3	4	6	20	15	23	71	130	81	-59	-10
OTHER LARCENY	0	1	0	2	3	2	16	9	19	7	-3
AUTO THEFT	6	12	4	27	16	18	95	95	100	0	-5
TOTAL PROPERTY	32	41	37	147	142	146	698	706	760	-1%	-8%
TOTAL PART I	40	50	42	182	184	169	839	821	872	2%	-4%

Difference from Last Year 18

Statistics are based on UCR criteria, not GA Criminal Code.

Statistics are preliminary, based on RMS data at the time prepared, and are subject to change due to late reports, reclassifications, updated locations, etc.

Cell Shading: white is within 0.6 standard deviation of the mean; red is above; green is below.

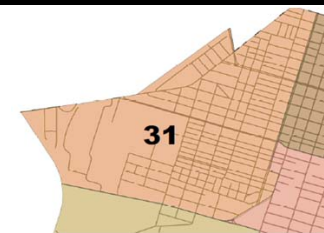
* Rape Code 11A is the historical definition of rape; Rape Codes 11B and 11C are those moved from Part II to Part I status in accordance with federal mandate.

Citizen Initiated Calls	Week Ending 06/03/17	Week Ending 05/27/17	Weekly Avg 2015	28-Day Ending 06/03/17	28-Day Ending 4/8/17	Avg 28-Day 2016	YTD 2017	YTD 2016	YTD 2015	Change 16 to 17	Change vs. 2015
Midnight Shift	122	105	126	483	492	503	2412	2747	2621	-335	-209
Day Shift	274	245	271	1060	1013	1085	5391	5629	5261	-238	130
Afternoon Shift	298	279	294	1183	1170	1176	5848	6183	6143	-335	-295
TOTAL CITIZEN CFS	694	629	691	2726	2675	2764	13651	14559	14025	-6.2%	-2.7%
53S ShotSpotter Calls	7	9	12	35	55	49	299	339	171	-40	128
Sig 53 Shots Fired Calls	31	17	19	77	99	74	434	418	367	16	67

BEAT 31

Central Precinct

Week Ending 06/03/17



	Last 4 Weeks				28 Days Ending 06/03/17	28 Day Average 2016	YTD 2017	YTD 2016	YTD 2015	Change 16 to 17	Change vs. 2015
	Ending 05/13/17	Ending 05/20/17	Ending 05/27/17	Ending 06/03/17							
HOMICIDE	0	0	0	0	0	0.2	0	1	1	-1	-1
RAPE (11A) *	0	1	0	1	2	0.0	4	0	1	4	3
RAPE (11B & 11C) *	0	0	0	0	0	0.2	0	1	0	-1	0
COMMERCIAL ROBBERY	0	0	0	0	0	0.1	0	1	0	-1	0
STREET ROBBERY	0	1	0	0	1	0.8	3	2	9	1	-6
RESIDENTIAL ROBBERY	0	0	0	0	0	0.2	2	2	1	0	1
AGG ASSAULT w/ GUN	0	0	0	2	2	1.5	15	8	12	7	3
AGG ASSAULT w/o GUN	1	1	1	0	3	0.8	13	4	4	9	9
TOTAL VIOLENT	1	3	1	3	8	4.0	37	19	28	95%	32%
COMMERCIAL BURGLARY	0	0	0	0	0	0.5	2	3	5	-1	-3
RESIDENTIAL BURGLARY	3	2	2	1	8	6.0	39	23	36	16	3
SUDDEN SNATCHING	0	0	0	0	0	0.3	4	3	1	1	3
SHOPLIFTING	0	0	1	0	1	0.5	1	2	0	-1	1
THEFT FROM VEHICLE	2	0	0	1	3	2.8	20	17	24	3	-4
THEFT FROM YARD	1	0	0	0	1	1.8	7	9	7	-2	0
THEFT FROM BLDG	1	0	0	0	1	2.4	5	11	11	-6	-6
OTHER LARCENY	0	0	0	0	0	0.3	1	2	1	-1	0
AUTO THEFT	2	0	3	1	6	3.0	19	17	18	2	1
TOTAL PROPERTY	9	2	6	3	20	17.6	98	87	103	13%	-5%
TOTAL PART I	10	5	7	6	28	21.6	135	106	131	27%	3%

Difference from Last Year 29

Statistics are based on UCR criteria, not GA Criminal Code.

* Rape Code 11A is the historical definition of rape (aka Legacy Rape); Rape Codes 11B and 11C are those moved from Part II to Part I in 2017.

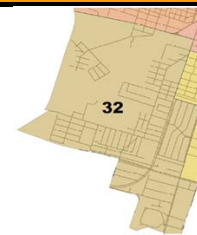
* Rape Code 11A is the historical definition of rape; Rape Codes 11B and 11C are those moved from Part II to Part I status in accordance with federal mandate.

Shots Fired Calls	Week Ending 05/13/17	Week Ending 05/13/17	Week Ending 05/27/17	Week Ending 06/03/17	28 Days Ending 06/03/17	28 Day Average 2016	YTD 2017	YTD 2016	YTD 2015	Change 16 to 17	Change vs. 2015
53S ShotSpotter Calls	4	3	4	0	11	16.8	110	112	74	0%	0%
Sig 53 Shots Fired Calls	7	0	2	7	16	13.7	102	71	73	44%	40%

BEAT 32

Central Precinct

Week Ending 06/03/17



	Last 4 Weeks				28 Days Ending 06/03/17	28 Day Average 2016	YTD 2017	YTD 2016	YTD 2015	Change 16 to 17	Change vs. 2015
	Ending 05/13/17	Ending 05/20/17	Ending 05/27/17	Ending 06/03/17							
HOMICIDE	0	0	0	0	0	0.3	0	2	1	-2	-1
RAPE (11A) *	0	0	0	0	0	0.1	0	1	1	-1	-1
RAPE (11B & 11C) *	0	0	0	0	0	0.0	0	0	0	0	0
COMMERCIAL ROBBERY	0	0	0	1	1	0.4	1	3	1	-2	0
STREET ROBBERY	0	0	1	0	1	1.1	1	6	0	-5	1
RESIDENTIAL ROBBERY	0	0	0	0	0	0.0	0	0	0	0	0
AGG ASSAULT w/ GUN	0	0	1	0	1	1.0	5	5	5	0	0
AGG ASSAULT w/o GUN	0	0	0	0	0	0.5	5	2	4	3	1
TOTAL VIOLENT	0	0	2	1	3	3.4	12	19	12	-37%	0%
COMMERCIAL BURGLARY	0	0	0	1	1	1.8	6	5	6	1	0
RESIDENTIAL BURGLARY	0	0	2	0	2	4.5	14	15	22	-1	-8
SUDDEN SNATCHING	0	0	0	0	0	0.2	1	2	1	-1	0
SHOPLIFTING	0	2	1	0	3	2.1	17	12	10	5	7
THEFT FROM VEHICLE	0	1	0	2	3	4.3	13	30	16	-17	-3
THEFT FROM YARD	0	2	1	1	4	1.8	12	6	9	6	3
THEFT FROM BLDG	4	0	1	1	6	2.7	15	19	11	-4	4
OTHER LARCENY	1	0	0	0	1	0.1	3	1	3	2	0
AUTO THEFT	0	1	1	2	4	2.8	13	13	17	0	-4
TOTAL PROPERTY	5	6	6	7	24	20.2	94	103	95	-9%	-1%
TOTAL PART I	5	6	8	8	27	23.6	106	122	107	-13%	-1%

Difference from Last Year -16

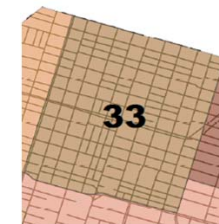
Statistics are based on UCR criteria, not GA Criminal Code.

* Rape Code 11A is the historical definition of rape (aka Legacy Rape); Rape Codes 11B and 11C are those moved from Part II to Part I in 2017.

* Rape Code 11A is the historical definition of rape; Rape Codes 11B and 11C are those moved from Part II to Part I status in accordance with federal mandate.

Shots Fired Calls	Week Ending 05/13/17	Week Ending 05/13/17	Week Ending 05/27/17	Week Ending 06/03/17	28 Days Ending 06/03/17	28 Day Average 2016	YTD 2017	YTD 2016	YTD 2015	Change 16 to 17	Change vs. 2015
53S ShotSpotter Calls	0	0	0	0	0	0.1	0	1	0	0%	0%
Sig 53 Shots Fired Calls	1	1	0	2	4	9.4	41	31	43	32%	-5%

BEAT 33
Central Precinct
Week Ending 06/03/17



	Last 4 Weeks				28 Days Ending 06/03/17	28 Day Average 2016	YTD 2017	YTD 2016	YTD 2015	Change 16 to 17	Change vs. 2015
	Ending 05/13/17	Ending 05/20/17	Ending 05/27/17	Ending 06/03/17							
HOMICIDE	0	0	0	0	0	0.8	0	6	1	-6	-1
RAPE (11A) *	0	0	1	0	1	0.4	1	2	1	-1	0
RAPE (11B & 11C) *	0	0	0	0	0	0.2	2	0	0	2	2
COMMERCIAL ROBBERY	0	0	0	0	0	0.2	2	2	0	0	2
STREET ROBBERY	1	1	0	0	2	2.1	11	7	11	4	0
RESIDENTIAL ROBBERY	0	0	0	0	0	0.1	0	1	1	-1	-1
AGG ASSAULT w/ GUN	0	1	0	0	1	0.4	6	2	6	4	0
AGG ASSAULT w/o GUN	0	0	1	0	1	0.8	7	5	1	2	6
TOTAL VIOLENT	1	2	2	0	5	5.0	29	25	21	16%	38%
COMMERCIAL BURGLARY	0	0	0	0	0	2.4	2	12	16	-10	-14
RESIDENTIAL BURGLARY	0	0	0	0	0	3.8	5	11	21	-6	-16
SUDDEN SNATCHING	0	0	0	0	0	0.5	2	4	2	-2	0
SHOPLIFTING	0	0	2	1	3	2.1	18	11	10	7	8
THEFT FROM VEHICLE	1	2	1	2	6	8.1	52	43	48	9	4
THEFT FROM YARD	1	1	2	1	5	6.0	30	34	26	-4	4
THEFT FROM BLDG	1	2	2	1	6	4.8	13	34	12	-21	1
OTHER LARCENY	0	0	0	0	0	0.5	2	4	5	-2	-3
AUTO THEFT	0	0	5	1	6	3.4	17	20	19	-3	-2
TOTAL PROPERTY	3	5	12	6	26	31.7	141	173	159	-18%	-11%
TOTAL PART I	4	7	14	6	31	36.6	170	198	180	-14%	-6%

Difference from Last Year -28

Statistics are based on UCR criteria, not GA Criminal Code.

* Rape Code 11A is the historical definition of rape (aka Legacy Rape); Rape Codes 11B and 11C are those moved from Part II to Part I in 2017.

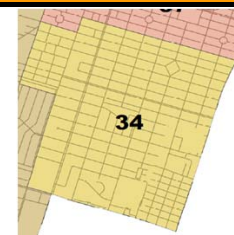
* Rape Code 11A is the historical definition of rape; Rape Codes 11B and 11C are those moved from Part II to Part I status in accordance with federal mandate.

Shots Fired Calls	Week Ending 05/13/17	Week Ending 05/13/17	Week Ending 05/27/17	Week Ending 06/03/17	28 Days Ending 06/03/17	28 Day Average 2016	YTD 2017	YTD 2016	YTD 2015	Change 16 to 17	Change vs. 2015
53S ShotSpotter Calls	0	1	1	1	3	5.4	34	38	18	0%	0%
Sig 53 Shots Fired Calls	3	2	2	11	18	12.8	69	88	57	-22%	21%

BEAT 34

Central Precinct

Week Ending 06/03/17



	Last 4 Weeks				28 Days Ending 06/03/17	28 Day Average 2016	YTD 2017	YTD 2016	YTD 2015	Change 16 to 17	Change vs. 2015
	Ending 05/13/17	Ending 05/20/17	Ending 05/27/17	Ending 06/03/17							
HOMICIDE	0	0	0	0	0	0.0	1	0	0	1	1
RAPE (11A) *	0	0	0	1	1	0.1	3	1	0	2	3
RAPE (11B & 11C) *	0	1	0	0	1	0.2	2	1	3	1	-1
COMMERCIAL ROBBERY	0	0	2	0	2	0.2	5	1	1	4	4
STREET ROBBERY	0	1	0	0	1	0.8	3	1	4	2	-1
RESIDENTIAL ROBBERY	0	0	0	0	0	0.2	0	1	0	-1	0
AGG ASSAULT w/ GUN	0	0	0	0	0	0.5	5	1	4	4	1
AGG ASSAULT w/o GUN	0	0	1	0	1	0.5	4	6	1	-2	3
TOTAL VIOLENT	0	2	3	1	6	2.4	23	12	13	92%	77%
COMMERCIAL BURGLARY	0	0	0	0	0	1.4	0	5	3	-5	-3
RESIDENTIAL BURGLARY	0	0	0	0	0	4.4	6	12	18	-6	-12
SUDDEN SNATCHING	0	0	0	0	0	0.1	2	0	0	2	2
SHOPLIFTING	2	2	3	3	10	4.4	38	23	10	15	28
THEFT FROM VEHICLE	2	4	1	3	10	7.0	47	35	50	12	-3
THEFT FROM YARD	3	0	3	1	7	2.6	27	6	18	21	9
THEFT FROM BLDG	2	1	0	0	3	5.3	19	36	13	-17	6
OTHER LARCENY	0	0	0	0	0	0.3	3	1	3	2	0
AUTO THEFT	0	1	2	1	4	3.4	16	20	13	-4	3
TOTAL PROPERTY	9	8	9	8	34	28.8	158	138	128	14%	23%
TOTAL PART I	9	10	12	9	40	31.1	181	150	141	21%	28%

Difference from Last Year 31

Statistics are based on UCR criteria, not GA Criminal Code.

* Rape Code 11A is the historical definition of rape (aka Legacy Rape); Rape Codes 11B and 11C are those moved from Part II to Part I in 2017.

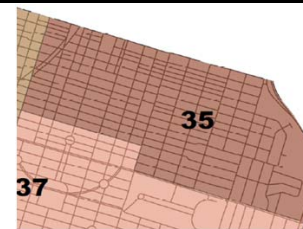
* Rape Code 11A is the historical definition of rape; Rape Codes 11B and 11C are those moved from Part II to Part I status in accordance with federal mandate.

Shots Fired Calls	Week Ending 05/13/17	Week Ending 05/13/17	Week Ending 05/27/17	Week Ending 06/03/17	28 Days Ending 06/03/17	28 Day Average 2016	YTD 2017	YTD 2016	YTD 2015	Change 16 to 17	Change vs. 2015
53S ShotSpotter Calls	0	0	0	0	0	0.2	0	2	1	0%	0%
Sig 53 Shots Fired Calls	1	3	2	3	9	7.4	46	39	46	18%	0%

BEAT 35

Central Precinct

Week Ending 06/03/17



	Last 4 Weeks				28 Days Ending 06/03/17	28 Day Average 2016	YTD 2017	YTD 2016	YTD 2015	Change 16 to 17	Change vs. 2015
	Ending 05/13/17	Ending 05/20/17	Ending 05/27/17	Ending 06/03/17							
HOMICIDE	4	0	0	0	4	0.5	4	4	4	0	0
RAPE (11A) *	0	0	0	0	0	0.2	1	1	0	0	1
RAPE (11B & 11C) *	0	0	0	0	0	0.2	2	1	1	1	1
COMMERCIAL ROBBERY	0	0	0	0	0	0.1	0	0	0	0	0
STREET ROBBERY	1	0	0	1	2	1.5	3	7	8	-4	-5
RESIDENTIAL ROBBERY	0	0	0	0	0	0.4	2	2	0	0	2
AGG ASSAULT w/ GUN	0	1	1	1	3	1.2	13	5	9	8	4
AGG ASSAULT w/o GUN	1	0	0	1	2	1.2	6	4	5	2	1
TOTAL VIOLENT	6	1	1	3	11	5.3	31	24	27	29%	15%
COMMERCIAL BURGLARY	0	0	0	0	0	1.0	0	1	4	-1	-4
RESIDENTIAL BURGLARY	2	1	0	0	3	8.0	18	32	53	-14	-35
SUDDEN SNATCHING	0	0	0	0	0	0.2	1	1	0	0	1
SHOPLIFTING	0	0	0	0	0	0.3	3	2	4	1	-1
THEFT FROM VEHICLE	1	1	0	3	5	5.0	24	25	27	-1	-3
THEFT FROM YARD	0	1	0	1	2	2.1	16	9	10	7	6
THEFT FROM BLDG	0	2	0	1	3	4.9	11	20	16	-9	-5
OTHER LARCENY	0	0	0	0	0	0.3	3	1	2	2	1
AUTO THEFT	1	2	1	0	4	3.9	15	16	20	-1	-5
TOTAL PROPERTY	4	7	1	5	17	25.6	91	107	136	-15%	-33%
TOTAL PART I	10	8	2	8	28	30.9	122	131	163	-7%	-25%

Difference from Last Year -9

Statistics are based on UCR criteria, not GA Criminal Code.

* Rape Code 11A is the historical definition of rape (aka Legacy Rape); Rape Codes 11B and 11C are those moved from Part II to Part I in 2017.

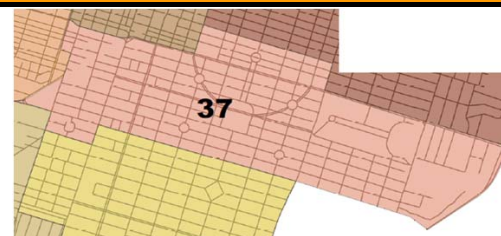
* Rape Code 11A is the historical definition of rape; Rape Codes 11B and 11C are those moved from Part II to Part I status in accordance with federal mandate.

Shots Fired Calls	Week Ending 05/13/17	Week Ending 05/13/17	Week Ending 05/27/17	Week Ending 06/03/17	28 Days Ending 06/03/17	28 Day Average 2016	YTD 2017	YTD 2016	YTD 2015	Change 16 to 17	Change vs. 2015
53S ShotSpotter Calls	5	3	3	1	12	23.4	129	156	64	0%	0%
Sig 53 Shots Fired Calls	1	4	4	6	15	18.2	110	117	80	-6%	38%

BEAT 37

Central Precinct

Week Ending 06/03/17



	Last 4 Weeks				28 Days Ending 06/03/17	28 Day Average 2016	YTD 2017	YTD 2016	YTD 2015	Change 16 to 17	Change vs. 2015
	Ending 05/13/17	Ending 05/20/17	Ending 05/27/17	Ending 06/03/17							
HOMICIDE	0	0	0	0	0	0.1	0	0	0	0	0
RAPE (11A) *	0	0	0	0	0	0.1	0	1	0	-1	0
RAPE (11B & 11C) *	0	0	0	0	0	0.2	0	0	0	0	0
COMMERCIAL ROBBERY	0	0	0	0	0	0.1	1	1	1	0	0
STREET ROBBERY	0	1	0	0	1	1.5	3	7	5	-4	-2
RESIDENTIAL ROBBERY	0	0	0	0	0	0.0	0	0	0	0	0
AGG ASSAULT w/ GUN	0	0	0	0	0	0.5	4	6	2	-2	2
AGG ASSAULT w/o GUN	1	0	0	0	1	0.2	1	1	3	0	-2
TOTAL VIOLENT	1	1	0	0	2	2.6	9	16	11	-44%	-18%
COMMERCIAL BURGLARY	0	0	0	0	0	1.3	1	5	1	-4	0
RESIDENTIAL BURGLARY	0	0	0	0	0	3.1	3	11	18	-8	-15
SUDDEN SNATCHING	0	0	0	0	0	0.2	1	0	1	1	0
SHOPLIFTING	3	3	4	1	11	3.3	30	10	5	20	25
THEFT FROM VEHICLE	2	6	1	1	10	7.3	49	38	64	11	-15
THEFT FROM YARD	0	0	0	0	0	3.1	5	15	14	-10	-9
THEFT FROM BLDG	0	0	1	0	1	2.4	8	10	18	-2	-10
OTHER LARCENY	0	0	1	0	1	0.2	4	0	5	4	-1
AUTO THEFT	1	1	0	1	3	1.4	15	9	13	6	2
TOTAL PROPERTY	6	10	7	3	26	22.2	116	98	139	18%	-17%
TOTAL PART I	7	11	7	3	28	24.8	125	114	150	10%	-17%

Difference from Last Year 11

Statistics are based on UCR criteria, not GA Criminal Code.

* Rape Code 11A is the historical definition of rape (aka Legacy Rape); Rape Codes 11B and 11C are those moved from Part II to Part I in 2017.

* Rape Code 11A is the historical definition of rape; Rape Codes 11B and 11C are those moved from Part II to Part I status in accordance with federal mandate.

Shots Fired Calls	Week Ending 05/13/17	Week Ending 05/13/17	Week Ending 05/27/17	Week Ending 06/03/17	28 Days Ending 06/03/17	28 Day Average 2016	YTD 2017	YTD 2016	YTD 2015	Change 16 to 17	Change vs. 2015
53S ShotSpotter Calls	0	3	1	5	9	3.5	26	30	14	0%	0%
Sig 53 Shots Fired Calls	1	5	7	2	15	12.7	66	72	68	-8%	-3%



COMPSTAT SOUTHSIDE PRECINCT Week Ending 06/03/17

PRECINCT COMMANDER:
CAPT. ASHLEY BROWN



	Week Ending 06/03/17	Week Ending 05/27/17	Weekly Avg 2016	28-Day Ending 06/03/17	28-Day Ending 4/8/17	Avg 28-Day 2016	YTD 2017	YTD 2016	YTD 2015	Change 16 to 17	Change vs. 2015
HOMICIDE	0	0	0	3	0	0	1	2	2	-1	-1
RAPE (11A) *	0	0	0	0	0	1	1	7	3	-6	-2
RAPE (11B & 11C) *	0	0	0	1	0	1	3	5	0	-2	3
COMMERCIAL ROBBERY	0	0	1	1	1	2	12	13	5	-1	7
STREET ROBBERY	0	0	1	2	3	2	11	13	18	-2	-7
RESIDENTIAL ROBBERY	0	0	0	0	0	0	1	1	4	0	-3
AGG ASSAULT w/ GUN	0	2	0	2	4	2	18	8	8	10	10
AGG ASSAULT w/o GUN	2	0	1	2	1	2	7	19	11	-12	-4
TOTAL VIOLENT	2	2	3	11	9	12	54	68	51	-21%	6%
COMMERCIAL BURGLARY	2	0	1	2	9	5	21	22	17	-1	4
RESIDENTIAL BURGLARY	2	4	4	10	13	15	70	68	104	2	-34
SUDDEN SNATCHING	0	0	0	1	1	1	3	3	8	0	-5
SHOPLIFTING	10	20	12	56	54	49	294	287	303	7	-9
THEFT FROM VEHICLE	3	18	5	52	37	20	189	109	135	80	54
THEFT FROM YARD	0	1	2	5	1	9	29	43	45	-14	-16
THEFT FROM BLDG	3	4	3	18	20	13	90	57	94	33	-4
OTHER LARCENY	1	0	0	2	1	2	12	9	11	3	1
AUTO THEFT	2	7	2	17	14	9	66	45	76	21	-10
TOTAL PROPERTY	23	54	30	163	150	120	774	643	793	20%	-2%
TOTAL PART I	25	56	33	174	159	132	828	711	844	16%	-2%

Statistics are based on UCR criteria, not GA Criminal Code.

Difference from Last Year 117

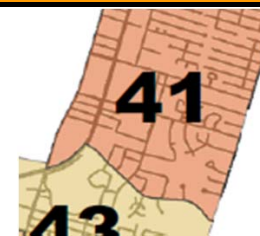
Statistics are preliminary, based on RMS data at the time prepared, and are subject to change due to late reports, reclassifications, updated locations, etc.

Cell Shading: white is within 0.6 standard deviation of the mean; red is above; green is below.

* Rape Code 11A is the historical definition of rape; Rape Codes 11B and 11C are those moved from Part II to Part I status in accordance with federal mandate

Citizen Initiated Calls	Week Ending 06/03/17	Week Ending 05/27/17	Weekly Avg 2016	28-Day Ending 06/03/17	28-Day Ending 4/8/17	Avg 28-Day 2016	YTD 2017	YTD 2016	YTD 2015	Change 16 to 17	Change vs. 2015
Midnight Shift	90	85	91	362	319	364	1847	1870	1912	-23	-65
Day Shift	202	245	247	936	915	986	5024	5233	5261	-209	-237
Afternoon Shift	236	219	246	941	963	982	5052	5095	5164	-43	-112
TOTAL CITIZEN CFS	528	549	583	2239	2197	2332	11923	12198	12336	-2.3%	-3.4%
53S ShotSpotter Calls	18	0	0	18	0	0	0	0	0	0	0
Sig 53 Shots Fired Calls	8	5	9	22	34	35	172	184	155	-12	17

BEAT 41
Southside Precinct
Week Ending 06/03/17



	Last 4 Weeks				28 Days Ending 06/03/17	28 Day Average 2016	YTD 2017	YTD 2016	YTD 2015	Change 16 to 17	Change vs. 2015
	Ending 05/13/17	Ending 05/20/17	Ending 05/27/17	Ending 06/03/17							
HOMICIDE	0	0	0	0	0	0.0	0	0	0	0	0
RAPE (11A) *	0	0	0	0	0	0.2	0	3	0	-3	0
RAPE (11B & 11C) *	0	0	0	0	0	0.0	0	0	0	0	0
COMMERCIAL ROBBERY	1	0	0	0	1	0.4	6	4	1	2	5
STREET ROBBERY	0	1	0	0	1	0.3	2	3	2	-1	0
RESIDENTIAL ROBBERY	0	0	0	0	0	0.1	0	0	1	0	-1
AGG ASSAULT w/ GUN	0	0	0	0	0	0.3	0	1	0	-1	0
AGG ASSAULT w/o GUN	0	0	0	0	0	0.5	0	3	0	-3	0
TOTAL VIOLENT	1	1	0	0	2	1.8	8	14	4	-43%	100%
COMMERCIAL BURGLARY	0	0	0	0	0	1.8	5	13	2	-8	3
RESIDENTIAL BURGLARY	0	0	2	0	2	1.1	7	7	5	0	2
SUDDEN SNATCHING	1	0	0	0	1	0.0	1	0	0	1	1
SHOPLIFTING	0	1	2	0	3	2.4	15	6	7	9	8
THEFT FROM VEHICLE	5	0	0	0	5	4.6	29	29	30	0	-1
THEFT FROM YARD	0	1	0	0	1	1.7	5	5	21	0	-16
THEFT FROM BLDG	0	0	1	0	1	2.3	16	6	27	10	-11
OTHER LARCENY	0	0	0	0	0	0.2	2	1	3	1	-1
AUTO THEFT	0	0	0	0	0	1.5	7	7	13	0	-6
TOTAL PROPERTY	6	2	5	0	13	15.5	87	74	108	18%	-19%
TOTAL PART I	7	3	5	0	15	17.2	95	88	112	8%	-15%

Difference from Last Year 7

Statistics are based on UCR criteria, not GA Criminal Code.

* Rape Code 11A is the historical definition of rape (aka Legacy Rape); Rape Codes 11B and 11C are those moved from Part II to Part I in 2017.

* Rape Code 11A is the historical definition of rape; Rape Codes 11B and 11C are those moved from Part II to Part I status in accordance with federal mandate.

Shots Fired Calls	Week Ending 05/13/17	Week Ending 05/13/17	Week Ending 05/27/17	Week Ending 06/03/17	28 Days Ending 06/03/17	28 Day Average 2016	YTD 2017	YTD 2016	YTD 2015	Change 16 to 17	Change vs. 2015
53S ShotSpotter Calls	0	0	0	7	7	0.1	0	0	0	0%	0%
Sig 53 Shots Fired Calls	0	0	0	0	0	1.8	6	14	9	-57%	-33%

BEAT 42
Southside Precinct
Week Ending 06/03/17



	Last 4 Weeks				28 Days Ending 06/03/17	28 Day Average 2016	YTD 2017	YTD 2016	YTD 2015	Change 16 to 17	Change vs. 2015
	Ending 05/13/17	Ending 05/20/17	Ending 05/27/17	Ending 06/03/17							
HOMICIDE	1	0	0	0	1	0.1	0	0	0	0	0
RAPE (11A) *	0	0	0	0	0	0.2	0	0	0	0	0
RAPE (11B & 11C) *	0	1	0	0	1	0.4	2	1	0	1	2
COMMERCIAL ROBBERY	0	0	0	0	0	0.6	2	4	0	-2	2
STREET ROBBERY	0	0	0	0	0	0.9	3	4	5	-1	-2
RESIDENTIAL ROBBERY	0	0	0	0	0	0.2	1	1	2	0	-1
AGG ASSAULT w/ GUN	0	0	0	0	0	0.5	4	5	1	-1	3
AGG ASSAULT w/o GUN	0	0	0	1	1	0.7	6	7	7	-1	-1
TOTAL VIOLENT	1	1	0	1	3	3.7	18	22	15	-18%	20%
COMMERCIAL BURGLARY	0	0	0	2	2	1.4	8	3	7	5	1
RESIDENTIAL BURGLARY	1	1	0	0	2	4.5	12	25	30	-13	-18
SUDDEN SNATCHING	0	0	0	0	0	0.1	0	0	3	0	-3
SHOPLIFTING	1	0	2	1	4	9.0	40	45	84	-5	-44
THEFT FROM VEHICLE	2	9	9	2	22	5.8	57	33	37	24	20
THEFT FROM YARD	0	0	0	0	0	2.3	6	15	11	-9	-5
THEFT FROM BLDG	2	1	1	1	5	3.0	21	14	20	7	1
OTHER LARCENY	0	1	0	0	1	0.5	2	2	3	0	-1
AUTO THEFT	1	2	5	1	9	2.3	31	16	30	15	1
TOTAL PROPERTY	7	14	17	7	45	28.8	177	153	225	16%	-21%
TOTAL PART I	8	15	17	8	48	32.4	195	175	240	11%	-19%

Difference from Last Year 20

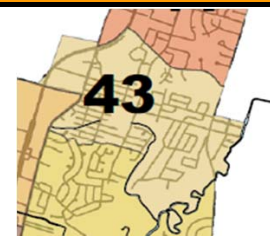
Statistics are based on UCR criteria, not GA Criminal Code.

* Rape Code 11A is the historical definition of rape (aka Legacy Rape); Rape Codes 11B and 11C are those moved from Part II to Part I in 2017.

* Rape Code 11A is the historical definition of rape; Rape Codes 11B and 11C are those moved from Part II to Part I status in accordance with federal mandate.

Shots Fired Calls	Week Ending 05/13/17	Week Ending 05/13/17	Week Ending 05/27/17	Week Ending 06/03/17	28 Days Ending 06/03/17	28 Day Average 2016	YTD 2017	YTD 2016	YTD 2015	Change 16 to 17	Change vs. 2015
53S ShotSpotter Calls	0	0	0	0	0	0.0	0	0	0	0%	0%
Sig 53 Shots Fired Calls	0	2	1	1	4	7.6	32	39	37	-18%	-14%

BEAT 43
Southside Precinct
Week Ending 06/03/17



	Last 4 Weeks				28 Days Ending 06/03/17	28 Day Average 2016	YTD 2017	YTD 2016	YTD 2015	Change 16 to 17	Change vs. 2015
	Ending 05/13/17	Ending 05/20/17	Ending 05/27/17	Ending 06/03/17							
HOMICIDE	0	0	0	0	0	0.2	0	1	0	-1	0
RAPE (11A) *	0	0	0	0	0	0.1	0	0	0	0	0
RAPE (11B & 11C) *	0	0	0	0	0	0.1	0	1	0	-1	0
COMMERCIAL ROBBERY	0	0	0	0	0	0.8	1	3	4	-2	-3
STREET ROBBERY	0	0	0	0	0	0.5	2	3	7	-1	-5
RESIDENTIAL ROBBERY	0	0	0	0	0	0.1	0	0	0	0	0
AGG ASSAULT w/ GUN	0	0	1	0	1	0.1	2	1	2	1	0
AGG ASSAULT w/o GUN	0	0	0	0	0	0.5	0	3	1	-3	-1
TOTAL VIOLENT	0	0	1	0	1	2.3	5	12	14	-58%	-64%
COMMERCIAL BURGLARY	0	0	0	0	0	1.1	2	5	6	-3	-4
RESIDENTIAL BURGLARY	1	0	2	0	3	2.1	14	7	10	7	4
SUDDEN SNATCHING	0	0	0	0	0	0.3	1	1	2	0	-1
SHOPLIFTING	9	9	8	4	30	25.6	154	169	150	-15	4
THEFT FROM VEHICLE	1	1	1	0	3	2.8	30	18	14	12	16
THEFT FROM YARD	0	2	0	0	2	1.3	7	11	4	-4	3
THEFT FROM BLDG	2	2	1	1	6	2.9	26	17	16	9	10
OTHER LARCENY	0	0	0	0	0	0.2	2	1	1	1	1
AUTO THEFT	1	0	1	0	2	1.1	9	5	9	4	0
TOTAL PROPERTY	14	14	13	5	46	37.5	245	234	212	5%	16%
TOTAL PART I	14	14	14	5	47	39.8	250	246	226	2%	11%

Difference from Last Year 4

Statistics are based on UCR criteria, not GA Criminal Code.

* Rape Code 11A is the historical definition of rape (aka Legacy Rape); Rape Codes 11B and 11C are those moved from Part II to Part I in 2017.

* Rape Code 11A is the historical definition of rape; Rape Codes 11B and 11C are those moved from Part II to Part I status in accordance with federal mandate.

Shots Fired Calls	Week Ending 05/13/17	Week Ending 05/13/17	Week Ending 05/27/17	Week Ending 06/03/17	28 Days Ending 06/03/17	28 Day Average 2016	YTD 2017	YTD 2016	YTD 2015	Change 16 to 17	Change vs. 2015
53S ShotSpotter Calls	0	0	0	4	4	0.0	0	0	0	0%	0%
Sig 53 Shots Fired Calls	0	0	1	0	1	5.4	21	22	23	-5%	-9%

BEAT 44
Southside Precinct
Week Ending 06/03/17



	Last 4 Weeks				28 Days Ending 06/03/17	28 Day Average 2016	YTD 2017	YTD 2016	YTD 2015	Change 16 to 17	Change vs. 2015
	Ending 05/13/17	Ending 05/20/17	Ending 05/27/17	Ending 06/03/17							
HOMICIDE	1	0	0	0	1	0.1	1	0	1	1	0
RAPE (11A) *	0	0	0	0	0	0.2	1	3	2	-2	-1
RAPE (11B & 11C) *	0	0	0	0	0	0.3	1	2	0	-1	1
COMMERCIAL ROBBERY	0	0	0	0	0	0.2	1	1	0	0	1
STREET ROBBERY	1	0	0	0	1	0.2	3	1	3	2	0
RESIDENTIAL ROBBERY	0	0	0	0	0	0.1	0	0	1	0	-1
AGG ASSAULT w/ GUN	0	0	0	0	0	0.5	9	1	3	8	6
AGG ASSAULT w/o GUN	0	0	0	1	1	0.6	1	6	3	-5	-2
TOTAL VIOLENT	2	0	0	1	3	2.3	17	14	13	21%	31%
COMMERCIAL BURGLARY	0	0	0	0	0	0.2	4	1	1	3	3
RESIDENTIAL BURGLARY	0	0	0	1	1	3.7	23	15	45	8	-22
SUDDEN SNATCHING	0	0	0	0	0	0.2	0	1	2	-1	-2
SHOPLIFTING	0	2	2	1	5	1.1	12	7	4	5	8
THEFT FROM VEHICLE	2	4	4	1	11	4.1	40	18	40	22	0
THEFT FROM YARD	1	0	1	0	2	1.6	9	7	6	2	3
THEFT FROM BLDG	0	1	0	1	2	2.8	14	14	18	0	-4
OTHER LARCENY	0	0	0	1	1	0.2	4	2	4	2	0
AUTO THEFT	0	3	0	1	4	2.1	11	13	17	-2	-6
TOTAL PROPERTY	3	10	7	6	26	16.1	117	78	137	50%	-15%
TOTAL PART I	5	10	7	7	29	18.4	134	92	150	46%	-11%

Difference from Last Year 42

Statistics are based on UCR criteria, not GA Criminal Code.

* Rape Code 11A is the historical definition of rape (aka Legacy Rape); Rape Codes 11B and 11C are those moved from Part II to Part I in 2017.

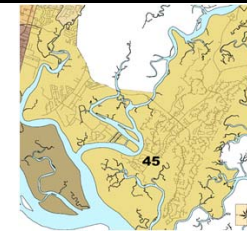
* Rape Code 11A is the historical definition of rape; Rape Codes 11B and 11C are those moved from Part II to Part I status in accordance with federal mandate.

Shots Fired Calls	Week Ending 05/13/17	Week Ending 05/13/17	Week Ending 05/27/17	Week Ending 06/03/17	28 Days Ending 06/03/17	28 Day Average 2016	YTD 2017	YTD 2016	YTD 2015	Change 16 to 17	Change vs. 2015
53S ShotSpotter Calls	0	0	0	0	0	0.0	0	0	0	0%	0%
Sig 53 Shots Fired Calls	2	1	1	3	7	8.2	50	40	35	25%	43%

BEAT 45

Southside Precinct

Week Ending 06/03/17



	Last 4 Weeks				28 Days Ending 06/03/17	28 Day Average 2016	YTD 2017	YTD 2016	YTD 2015	Change 16 to 17	Change vs. 2015
	Ending 05/13/17	Ending 05/20/17	Ending 05/27/17	Ending 06/03/17							
HOMICIDE	0	0	0	0	0	0.1	0	1	0	-1	0
RAPE (11A) *	0	0	0	0	0	0.0	0	0	0	0	0
RAPE (11B & 11C) *	0	0	0	0	0	0.2	0	0	0	0	0
COMMERCIAL ROBBERY	0	0	0	0	0	0.0	0	0	0	0	0
STREET ROBBERY	0	0	0	0	0	0.2	0	0	0	0	0
RESIDENTIAL ROBBERY	0	0	0	0	0	0.0	0	0	0	0	0
AGG ASSAULT w/ GUN	0	0	0	0	0	0.0	0	0	0	0	0
AGG ASSAULT w/o GUN	0	0	0	0	0	0.1	0	0	0	0	0
TOTAL VIOLENT	0	0	0	0	0	0.5	0	1	0	-100%	#DIV/0!
COMMERCIAL BURGLARY	0	0	0	0	0	0.0	0	0	1	0	-1
RESIDENTIAL BURGLARY	0	0	0	0	0	1.4	7	4	8	3	-1
SUDDEN SNATCHING	0	0	0	0	0	0.0	0	0	0	0	0
SHOPLIFTING	0	0	0	0	0	0.0	0	0	0	0	0
THEFT FROM VEHICLE	1	1	1	0	3	0.7	5	3	1	2	4
THEFT FROM YARD	0	0	0	0	0	0.3	0	1	1	-1	-1
THEFT FROM BLDG	1	0	0	0	1	0.2	2	0	3	2	-1
OTHER LARCENY	0	0	0	0	0	0.2	1	1	0	0	1
AUTO THEFT	0	1	0	0	1	0.4	2	1	0	1	2
TOTAL PROPERTY	2	2	1	0	5	3.2	17	10	14	70%	21%
TOTAL PART I	2	2	1	0	5	3.7	17	11	14	55%	21%

Difference from Last Year 6

Statistics are based on UCR criteria, not GA Criminal Code.

* Rape Code 11A is the historical definition of rape (aka Legacy Rape); Rape Codes 11B and 11C are those moved from Part II to Part I in 2017.

* Rape Code 11A is the historical definition of rape; Rape Codes 11B and 11C are those moved from Part II to Part I status in accordance with federal mandate.

Shots Fired Calls	Week Ending 05/13/17	Week Ending 05/13/17	Week Ending 05/27/17	Week Ending 06/03/17	28 Days Ending 06/03/17	28 Day Average 2016	YTD 2017	YTD 2016	YTD 2015	Change 16 to 17	Change vs. 2015
53S ShotSpotter Calls	0	0	0	6	6	0.0	0	0	0	0%	0%
Sig 53 Shots Fired Calls	0	0	0	1	1	4.2	19	24	17	-21%	12%

BEAT 46

Southside Precinct

Week Ending 06/03/17



	Last 4 Weeks				28 Days Ending 06/03/17	28 Day Average 2016	YTD 2017	YTD 2016	YTD 2015	Change 16 to 17	Change vs. 2015
	Ending 05/13/17	Ending 05/20/17	Ending 05/27/17	Ending 06/03/17							
HOMICIDE	1	0	0	0	1	0.0	0	0	1	0	-1
RAPE (11A) *	0	0	0	0	0	0.1	0	1	1	-1	-1
RAPE (11B & 11C) *	0	0	0	0	0	0.1	0	1	0	-1	0
COMMERCIAL ROBBERY	0	0	0	0	0	0.4	2	1	0	1	2
STREET ROBBERY	0	0	0	0	0	0.3	1	2	1	-1	0
RESIDENTIAL ROBBERY	0	0	0	0	0	0.0	0	0	0	0	0
AGG ASSAULT w/ GUN	0	0	1	0	1	0.2	3	0	2	3	1
AGG ASSAULT w/o GUN	0	0	0	0	0	0.1	0	0	0	0	0
TOTAL VIOLENT	1	0	1	0	2	1.1	6	5	5	20%	20%
COMMERCIAL BURGLARY	0	0	0	0	0	0.0	2	0	0	2	2
RESIDENTIAL BURGLARY	1	0	0	1	2	1.8	7	10	6	-3	1
SUDDEN SNATCHING	0	0	0	0	0	0.2	1	1	1	0	0
SHOPLIFTING	2	2	6	4	14	10.9	73	60	58	13	15
THEFT FROM VEHICLE	1	4	3	0	8	2.0	28	8	13	20	15
THEFT FROM YARD	0	0	0	0	0	1.5	2	4	2	-2	0
THEFT FROM BLDG	2	0	1	0	3	1.6	11	6	10	5	1
OTHER LARCENY	0	0	0	0	0	0.4	1	2	0	-1	1
AUTO THEFT	0	0	1	0	1	1.1	6	3	7	3	-1
TOTAL PROPERTY	6	6	11	5	28	19.5	131	94	97	39%	35%
TOTAL PART I	7	6	12	5	30	20.7	137	99	102	38%	34%

Difference from Last Year 38

Statistics are based on UCR criteria, not GA Criminal Code.

* Rape Code 11A is the historical definition of rape (aka Legacy Rape); Rape Codes 11B and 11C are those moved from Part II to Part I in 2017.

* Rape Code 11A is the historical definition of rape; Rape Codes 11B and 11C are those moved from Part II to Part I status in accordance with federal mandate.

Shots Fired Calls	Week Ending 05/13/17	Week Ending 05/13/17	Week Ending 05/27/17	Week Ending 06/03/17	28 Days Ending 06/03/17	28 Day Average 2016	YTD 2017	YTD 2016	YTD 2015	Change 16 to 17	Change vs. 2015
53S ShotSpotter Calls	0	0	0	1	1	0.0	0	0	0	0%	0%
Sig 53 Shots Fired Calls	2	2	2	3	9	8.0	44	45	34	-2%	29%



COMPSTAT ISLANDS PRECINCT Week Ending 06/03/17

PRECINCT COMMANDER:

CAPT. CARY HILL



	Week Ending 06/03/17	Week Ending 05/27/17	Weekly Avg 2016	28-Day Ending 06/03/17	28-Day Ending 4/8/17	Avg 28-Day 2016	YTD 2017	YTD 2016	YTD 2015	Change 16 to 17	Change vs. 2015
HOMICIDE	0	0	0	2	2	0	4	5	3	-1	1
RAPE (11A) *	0	0	0	0	0	0	2	1	4	1	-2
RAPE (11B & 11C) *	0	0	0	0	1	1	4	3	2	1	2
COMMERCIAL ROBBERY	0	0	0	1	6	1	19	6	3	13	16
STREET ROBBERY	2	1	1	6	2	3	11	21	20	-10	-9
RESIDENTIAL ROBBERY	0	0	0	0	2	0	3	1	4	2	-1
AGG ASSAULT w/ GUN	1	2	1	4	3	4	23	28	26	-5	-3
AGG ASSAULT w/o GUN	1	0	1	2	7	3	20	15	14	5	6
TOTAL VIOLENT	4	3	3	15	23	14	86	80	76	8%	13%
COMMERCIAL BURGLARY	0	0	0	0	1	2	3	16	6	-13	-3
RESIDENTIAL BURGLARY	10	9	6	28	25	24	117	117	81	0	36
SUDDEN SNATCHING	0	0	0	1	0	1	4	5	2	-1	2
SHOPLIFTING	5	6	6	28	27	23	131	132	101	-1	30
THEFT FROM VEHICLE	6	4	5	18	18	20	110	101	81	9	29
THEFT FROM YARD	2	3	2	12	11	8	42	34	47	8	-5
THEFT FROM BLDG	2	5	4	16	8	16	66	83	80	-17	-14
OTHER LARCENY	1	1	1	6	2	2	16	17	9	-1	7
AUTO THEFT	3	1	3	6	10	11	52	62	45	-10	7
TOTAL PROPERTY	29	29	27	115	102	107	541	567	452	-5%	20%
TOTAL PART I	33	32	30	130	125	120	627	647	528	-3%	19%

Statistics are based on UCR criteria, not GA Criminal Code.

Difference from Last Year -20

Statistics are preliminary, based on RMS data at the time prepared, and are subject to change due to late reports, reclassifications, updated locations, etc.

Cell Shading: white is within 0.6 standard deviation of the mean; red is above; green is below.

* Rape Code 11A is the historical definition of rape; Rape Codes 11B and 11C are those moved from Part II to Part I status in accordance with federal mandate.

Citizen Initiated Calls	Week Ending 06/03/17	Week Ending 05/27/17	Weekly Avg 2016	28-Day Ending 06/03/17	28-Day Ending 4/8/17	Avg 28-Day 2016	YTD 2017	YTD 2016	YTD 2015	Change 16 to 17	Change vs. 2015
Midnight Shift	75	65	82	265	273	330	1589	1681	1677	-92	-88
Day Shift	171	203	190	737	756	761	4032	4224	4150	-192	-118
Afternoon Shift	248	220	219	898	827	876	4508	4855	4738	-347	-230
TOTAL CITIZEN CFS	494	488	492	1900	1856	1966	10129	10760	10565	-5.9%	-4.1%
53S ShotSpotter Calls	1	2	3	8	5	12	60	76	24	-16	36
Sig 53 Shots Fired Calls	19	14	16	56	40	62	278	383	294	-105	-16

BEAT 51

Islands Precinct

Week Ending 06/03/17



	Last 4 Weeks				28 Days Ending 06/03/17	28 Day Average 2016	YTD 2017	YTD 2016	YTD 2015	Change 16 to 17	Change vs. 2015
	Ending 05/13/17	Ending 05/20/17	Ending 05/27/17	Ending 06/03/17							
HOMICIDE	0	0	0	0	0	0.2	2	2	0	0	2
RAPE (11A) *	0	0	0	0	0	0.2	0	0	0	0	0
RAPE (11B & 11C) *	0	0	0	0	0	0.2	0	1	0	-1	0
COMMERCIAL ROBBERY	0	1	0	0	1	0.4	10	1	1	9	9
STREET ROBBERY	1	0	1	2	4	1.5	7	10	8	-3	-1
RESIDENTIAL ROBBERY	0	0	0	0	0	0.3	0	1	2	-1	-2
AGG ASSAULT w/ GUN	0	0	1	0	1	1.6	6	15	7	-9	-1
AGG ASSAULT w/o GUN	1	0	0	0	1	0.7	4	2	3	2	1
TOTAL VIOLENT	2	1	2	2	7	5.0	29	32	21	-9%	38%
COMMERCIAL BURGLARY	0	0	0	0	0	1.1	2	11	2	-9	0
RESIDENTIAL BURGLARY	0	1	4	3	8	6.8	27	42	21	-15	6
SUDDEN SNATCHING	0	0	0	0	0	0.2	0	0	0	0	0
SHOPLIFTING	5	8	6	5	24	13.7	95	77	80	18	15
THEFT FROM VEHICLE	0	2	2	4	8	5.7	45	31	24	14	21
THEFT FROM YARD	1	2	2	1	6	2.1	14	11	14	3	0
THEFT FROM BLDG	0	1	0	1	2	4.1	14	18	25	-4	-11
OTHER LARCENY	0	1	1	0	2	0.5	4	3	0	1	4
AUTO THEFT	0	0	0	2	2	3.1	16	15	17	1	-1
TOTAL PROPERTY	6	15	15	16	52	37.3	217	208	183	4%	19%
TOTAL PART I	8	16	17	18	59	42.3	246	240	204	3%	21%

Difference from Last Year 6

Statistics are based on UCR criteria, not GA Criminal Code.

* Rape Code 11A is the historical definition of rape (aka Legacy Rape); Rape Codes 11B and 11C are those moved from Part II to Part I in 2017.

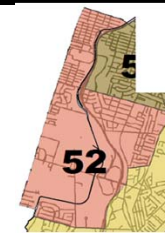
* Rape Code 11A is the historical definition of rape; Rape Codes 11B and 11C are those moved from Part II to Part I status in accordance with federal mandate.

Shots Fired Calls	Week Ending 05/13/17	Week Ending 05/13/17	Week Ending 05/27/17	Week Ending 06/03/17	28 Days Ending 06/03/17	28 Day Average 2016	YTD 2017	YTD 2016	YTD 2015	Change 16 to 17	Change vs. 2015
53S ShotSpotter Calls	2	2	2	1	7	10.8	43	70	21	0%	0%
Sig 53 Shots Fired Calls	0	7	6	8	21	20.9	80	158	83	-49%	-4%

BEAT 52

Islands Precinct

Week Ending 06/03/17



	Last 4 Weeks				28 Days Ending 06/03/17	28 Day Average 2016	YTD 2017	YTD 2016	YTD 2015	Change 16 to 17	Change vs. 2015
	Ending 05/13/17	Ending 05/20/17	Ending 05/27/17	Ending 06/03/17							
HOMICIDE	0	0	0	0	0	0.2	0	2	0	-2	0
RAPE (11A) *	0	0	0	0	0	0.0	0	0	1	0	-1
RAPE (11B & 11C) *	0	0	0	0	0	0.3	1	2	1	-1	0
COMMERCIAL ROBBERY	0	0	0	0	0	0.2	0	2	0	-2	0
STREET ROBBERY	0	0	0	0	0	0.5	0	4	1	-4	-1
RESIDENTIAL ROBBERY	0	0	0	0	0	0.1	0	0	0	0	0
AGG ASSAULT w/ GUN	0	1	0	1	2	0.3	4	1	8	3	-4
AGG ASSAULT w/o GUN	0	0	0	1	1	0.5	5	3	6	2	-1
TOTAL VIOLENT	0	1	0	2	3	2.1	10	14	17	-29%	-41%
COMMERCIAL BURGLARY	0	0	0	0	0	0.1	0	1	1	-1	-1
RESIDENTIAL BURGLARY	0	1	0	1	2	2.6	6	16	13	-10	-7
SUDDEN SNATCHING	0	0	0	0	0	0.2	1	1	0	0	1
SHOPLIFTING	0	0	0	0	0	0.2	0	1	0	-1	0
THEFT FROM VEHICLE	0	1	1	0	2	1.9	11	8	8	3	3
THEFT FROM YARD	0	0	0	0	0	0.7	2	4	7	-2	-5
THEFT FROM BLDG	0	2	2	1	5	3.1	16	22	8	-6	8
OTHER LARCENY	0	0	0	0	0	0.2	2	1	1	1	1
AUTO THEFT	0	0	0	0	0	1.4	5	9	6	-4	-1
TOTAL PROPERTY	0	4	3	2	9	10.3	43	63	44	-32%	-2%
TOTAL PART I	0	5	3	4	12	12.4	53	77	61	-31%	-13%

Difference from Last Year -24

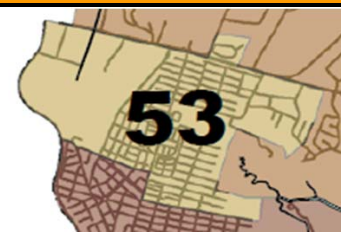
Statistics are based on UCR criteria, not GA Criminal Code.

* Rape Code 11A is the historical definition of rape (aka Legacy Rape); Rape Codes 11B and 11C are those moved from Part II to Part I in 2017.

* Rape Code 11A is the historical definition of rape; Rape Codes 11B and 11C are those moved from Part II to Part I status in accordance with federal mandate.

Shots Fired Calls	Week Ending 05/13/17	Week Ending 05/13/17	Week Ending 05/27/17	Week Ending 06/03/17	28 Days Ending 06/03/17	28 Day Average 2016	YTD 2017	YTD 2016	YTD 2015	Change 16 to 17	Change vs. 2015
53S ShotSpotter Calls	0	0	0	0	0	0.0	1	0	0	0%	0%
Sig 53 Shots Fired Calls	3	2	2	4	11	6.3	48	32	51	50%	-6%

BEAT 53
Islands Precinct
Week Ending 06/03/17



	Last 4 Weeks				28 Days Ending 06/03/17	28 Day Average 2016	YTD 2017	YTD 2016	YTD 2015	Change 16 to 17	Change vs. 2015
	Ending 05/13/17	Ending 05/20/17	Ending 05/27/17	Ending 06/03/17							
HOMICIDE	0	0	0	0	0	0.1	1	1	0	0	1
RAPE (11A) *	0	0	0	0	0	0.0	0	0	2	0	-2
RAPE (11B & 11C) *	0	0	0	0	0	0.0	2	0	0	2	2
COMMERCIAL ROBBERY	0	0	0	0	0	0.1	1	1	0	0	1
STREET ROBBERY	1	1	0	0	2	0.5	2	2	1	0	1
RESIDENTIAL ROBBERY	0	0	0	0	0	0.1	1	0	0	1	1
AGG ASSAULT w/ GUN	0	0	1	0	1	1.0	7	8	2	-1	5
AGG ASSAULT w/o GUN	0	0	0	0	0	0.6	3	5	3	-2	0
TOTAL VIOLENT	1	1	1	0	3	2.3	17	17	8	0%	113%
COMMERCIAL BURGLARY	0	0	0	0	0	0.2	0	1	0	-1	0
RESIDENTIAL BURGLARY	1	0	0	2	3	3.5	13	10	16	3	-3
SUDDEN SNATCHING	1	0	0	0	1	0.2	2	0	1	2	1
SHOPLIFTING	0	0	0	0	0	0.9	9	5	1	4	8
THEFT FROM VEHICLE	0	3	0	0	3	2.7	11	11	6	0	5
THEFT FROM YARD	1	0	0	1	2	1.5	5	7	9	-2	-4
THEFT FROM BLDG	1	1	1	0	3	2.5	9	13	13	-4	-4
OTHER LARCENY	0	0	0	0	0	0.3	3	1	0	2	3
AUTO THEFT	0	1	1	1	3	1.8	12	10	6	2	6
TOTAL PROPERTY	4	5	2	4	15	13.6	64	58	52	10%	23%
TOTAL PART I	5	6	3	4	18	15.9	81	75	60	8%	35%

Difference from Last Year 6

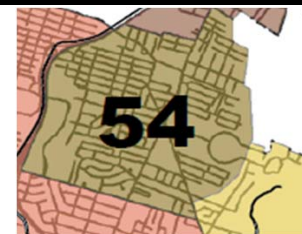
Statistics are based on UCR criteria, not GA Criminal Code.

* Rape Code 11A is the historical definition of rape (aka Legacy Rape); Rape Codes 11B and 11C are those moved from Part II to Part I in 2017.

* Rape Code 11A is the historical definition of rape; Rape Codes 11B and 11C are those moved from Part II to Part I status in accordance with federal mandate.

Shots Fired Calls	Week Ending 05/13/17	Week Ending 05/13/17	Week Ending 05/27/17	Week Ending 06/03/17	28 Days Ending 06/03/17	28 Day Average 2016	YTD 2017	YTD 2016	YTD 2015	Change 16 to 17	Change vs. 2015
53S ShotSpotter Calls	1	0	0	0	1	0.8	16	6	2	0%	0%
Sig 53 Shots Fired Calls	2	1	1	2	6	15.0	53	96	63	-45%	-16%

BEAT 54
Islands Precinct
Week Ending 06/03/17



	Last 4 Weeks				28 Days Ending 06/03/17	28 Day Average 2016	YTD 2017	YTD 2016	YTD 2015	Change 16 to 17	Change vs. 2015
	Ending 05/13/17	Ending 05/20/17	Ending 05/27/17	Ending 06/03/17							
HOMICIDE	2	0	0	0	2	0.1	0	0	2	0	-2
RAPE (11A) *	0	0	0	0	0	0.1	0	0	1	0	-1
RAPE (11B & 11C) *	0	0	0	0	0	0.1	0	0	1	0	-1
COMMERCIAL ROBBERY	0	0	0	0	0	0.5	7	1	2	6	5
STREET ROBBERY	0	0	0	0	0	0.8	1	4	6	-3	-5
RESIDENTIAL ROBBERY	0	0	0	0	0	0.0	1	0	0	1	1
AGG ASSAULT w/ GUN	0	0	0	0	0	0.7	5	3	6	2	-1
AGG ASSAULT w/o GUN	0	0	0	0	0	0.6	5	4	1	1	4
TOTAL VIOLENT	2	0	0	0	2	2.8	19	12	19	58%	0%
COMMERCIAL BURGLARY	0	0	0	0	0	0.2	0	1	1	-1	-1
RESIDENTIAL BURGLARY	1	1	0	1	3	6.1	31	25	9	6	22
SUDDEN SNATCHING	0	0	0	0	0	0.0	1	0	1	1	0
SHOPLIFTING	1	2	0	0	3	2.0	10	11	5	-1	5
THEFT FROM VEHICLE	1	0	1	1	3	4.7	14	27	20	-13	-6
THEFT FROM YARD	0	1	0	0	1	1.0	9	2	5	7	4
THEFT FROM BLDG	0	2	0	0	2	2.2	9	12	9	-3	0
OTHER LARCENY	1	0	0	0	1	0.2	2	1	3	1	-1
AUTO THEFT	0	1	0	0	1	2.8	12	18	10	-6	2
TOTAL PROPERTY	4	7	1	2	14	19.2	88	97	63	-9%	40%
TOTAL PART I	6	7	1	2	16	22.0	107	109	82	-2%	30%

Difference from Last Year -2

Statistics are based on UCR criteria, not GA Criminal Code.

* Rape Code 11A is the historical definition of rape (aka Legacy Rape); Rape Codes 11B and 11C are those moved from Part II to Part I in 2017.

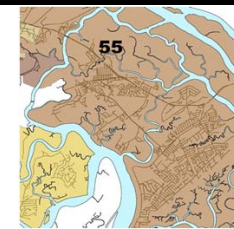
* Rape Code 11A is the historical definition of rape; Rape Codes 11B and 11C are those moved from Part II to Part I status in accordance with federal mandate.

Shots Fired Calls	Week Ending 05/13/17	Week Ending 05/13/17	Week Ending 05/27/17	Week Ending 06/03/17	28 Days Ending 06/03/17	28 Day Average 2016	YTD 2017	YTD 2016	YTD 2015	Change 16 to 17	Change vs. 2015
53S ShotSpotter Calls	0	0	0	0	0	0.0	0	0	1	0%	0%
Sig 53 Shots Fired Calls	1	3	0	2	6	10.7	45	48	58	-6%	-22%

BEAT 55

Islands Precinct

Week Ending 06/03/17



	Last 4 Weeks				28 Days Ending 06/03/17	28 Day Average 2016	YTD 2017	YTD 2016	YTD 2015	Change 16 to 17	Change vs. 2015
	Ending 05/13/17	Ending 05/20/17	Ending 05/27/17	Ending 06/03/17							
HOMICIDE	0	0	0	0	0	0.0	0	0	1	0	-1
RAPE (11A) *	0	0	0	0	0	0.1	2	1	0	1	2
RAPE (11B & 11C) *	0	0	0	0	0	0.2	1	0	0	1	1
COMMERCIAL ROBBERY	0	0	0	0	0	0.1	1	1	0	0	1
STREET ROBBERY	0	0	0	0	0	0.1	1	1	2	0	-1
RESIDENTIAL ROBBERY	0	0	0	0	0	0.0	0	0	1	0	-1
AGG ASSAULT w/ GUN	0	0	0	0	0	0.2	0	0	1	0	-1
AGG ASSAULT w/o GUN	0	0	0	0	0	0.5	3	1	0	2	3
TOTAL VIOLENT	0	0	0	0	0	1.1	8	4	5	100%	60%
COMMERCIAL BURGLARY	0	0	0	0	0	0.2	1	2	1	-1	0
RESIDENTIAL BURGLARY	2	2	4	3	11	4.0	33	20	19	13	14
SUDDEN SNATCHING	0	0	0	0	0	0.4	0	4	0	-4	0
SHOPLIFTING	1	0	0	0	1	6.1	17	38	15	-21	2
THEFT FROM VEHICLE	0	1	0	1	2	4.2	27	21	23	6	4
THEFT FROM YARD	1	1	1	0	3	2.6	12	9	12	3	0
THEFT FROM BLDG	0	2	2	0	4	3.7	17	17	23	0	-6
OTHER LARCENY	1	1	0	1	3	1.1	4	10	4	-6	0
AUTO THEFT	0	0	0	0	0	1.5	5	9	4	-4	1
TOTAL PROPERTY	5	7	7	5	24	23.8	116	130	101	-11%	15%
TOTAL PART I	5	7	7	5	24	24.9	124	134	106	-7%	17%

Difference from Last Year -10

Statistics are based on UCR criteria, not GA Criminal Code.

* Rape Code 11A is the historical definition of rape (aka Legacy Rape); Rape Codes 11B and 11C are those moved from Part II to Part I in 2017.

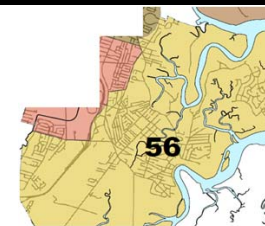
* Rape Code 11A is the historical definition of rape; Rape Codes 11B and 11C are those moved from Part II to Part I status in accordance with federal mandate.

Shots Fired Calls	Week Ending 05/13/17	Week Ending 05/13/17	Week Ending 05/27/17	Week Ending 06/03/17	28 Days Ending 06/03/17	28 Day Average 2016	YTD 2017	YTD 2016	YTD 2015	Change 16 to 17	Change vs. 2015
53S ShotSpotter Calls	0	0	0	0	0	0.0	0	0	0	0%	0%
Sig 53 Shots Fired Calls	0	2	4	2	8	5.3	32	27	28	19%	14%

BEAT 56

Islands Precinct

Week Ending 06/03/17



	Last 4 Weeks				28 Days Ending 06/03/17	28 Day Average 2016	YTD 2017	YTD 2016	YTD 2015	Change 16 to 17	Change vs. 2015
	Ending 05/13/17	Ending 05/20/17	Ending 05/27/17	Ending 06/03/17							
HOMICIDE	0	0	0	0	0	0.0	1	0	0	1	1
RAPE (11A) *	0	0	0	0	0	0.0	0	0	0	0	0
RAPE (11B & 11C) *	0	0	0	0	0	0.0	0	0	0	0	0
COMMERCIAL ROBBERY	0	0	0	0	0	0.0	0	0	0	0	0
STREET ROBBERY	0	0	0	0	0	0.0	0	0	2	0	-2
RESIDENTIAL ROBBERY	0	0	0	0	0	0.0	1	0	1	1	0
AGG ASSAULT w/ GUN	0	0	0	0	0	0.3	1	1	2	0	-1
AGG ASSAULT w/o GUN	0	0	0	0	0	0.1	0	0	1	0	-1
TOTAL VIOLENT	0	0	0	0	0	0.4	3	1	6	200%	-50%
COMMERCIAL BURGLARY	0	0	0	0	0	0.1	0	0	1	0	-1
RESIDENTIAL BURGLARY	0	0	1	0	1	1.2	7	4	3	3	4
SUDDEN SNATCHING	0	0	0	0	0	0.0	0	0	0	0	0
SHOPLIFTING	0	0	0	0	0	0.0	0	0	0	0	0
THEFT FROM VEHICLE	0	0	0	0	0	0.5	2	3	0	-1	2
THEFT FROM YARD	0	0	0	0	0	0.3	0	1	0	-1	0
THEFT FROM BLDG	0	0	0	0	0	0.2	1	1	2	0	-1
OTHER LARCENY	0	0	0	0	0	0.2	1	1	1	0	0
AUTO THEFT	0	0	0	0	0	0.1	2	1	2	1	0
TOTAL PROPERTY	0	0	1	0	1	2.5	13	11	9	18%	44%
TOTAL PART I	0	0	1	0	1	2.9	16	12	15	33%	7%

Difference from Last Year 4

Statistics are based on UCR criteria, not GA Criminal Code.

* Rape Code 11A is the historical definition of rape (aka Legacy Rape); Rape Codes 11B and 11C are those moved from Part II to Part I in 2017.

* Rape Code 11A is the historical definition of rape; Rape Codes 11B and 11C are those moved from Part II to Part I status in accordance with federal mandate.

Shots Fired Calls	Week Ending 05/13/17	Week Ending 05/13/17	Week Ending 05/27/17	Week Ending 06/03/17	28 Days Ending 06/03/17	28 Day Average 2016	YTD 2017	YTD 2016	YTD 2015	Change 16 to 17	Change vs. 2015
53S ShotSpotter Calls	0	0	0	0	0	0.0	0	0	0	0%	0%
Sig 53 Shots Fired Calls	1	1	1	1	4	4.0	20	22	11	-9%	82%



COMPSTAT WHITEFIELD PRECINCT Week Ending 06/03/17

PRECINCT COMMANDER:
LT. TORRENCE GARVIN



	Week Ending 06/03/17	Week Ending 05/27/17	Weekly Avg 2016	28-Day Ending 06/03/17	28-Day Ending 4/8/17	Avg 28-Day 2016	YTD 2017	YTD 2016	YTD 2015	Change 16 to 17	Change vs. 2015
HOMICIDE	0	0	0	0	0	0	2	2	0	0	2
RAPE (11A) *	0	0	0	0	0	0	1	2	2	-1	-1
RAPE (11B & 11C) *	0	0	0	1	1	0	6	1	1	5	5
COMMERCIAL ROBBERY	0	0	0	0	0	0	0	1	4	-1	-4
STREET ROBBERY	0	0	0	0	1	1	5	2	1	3	4
RESIDENTIAL ROBBERY	0	0	0	0	0	0	0	0	4	0	-4
AGG ASSAULT w/ GUN	0	0	0	0	0	1	3	8	5	-5	-2
AGG ASSAULT w/o GUN	0	0	0	1	1	1	2	9	3	-7	-1
TOTAL VIOLENT	0	0	1	2	3	4	19	25	20	-24%	-5%
COMMERCIAL BURGLARY	0	1	0	1	0	2	2	10	5	-8	-3
RESIDENTIAL BURGLARY	1	3	3	8	7	13	46	74	64	-28	-18
SUDDEN SNATCHING	0	0	0	0	0	1	1	0	1	1	0
SHOPLIFTING	4	2	2	12	12	9	61	58	88	3	-27
THEFT FROM VEHICLE	1	3	3	16	11	11	72	49	25	23	47
THEFT FROM YARD	2	1	1	5	5	5	23	18	18	5	5
THEFT FROM BLDG	1	0	1	5	9	6	30	35	28	-5	2
OTHER LARCENY	1	0	0	2	0	1	8	2	2	6	6
AUTO THEFT	1	1	1	7	1	4	18	15	10	3	8
TOTAL PROPERTY	11	11	13	56	45	51	261	261	241	0%	8%
TOTAL PART I	11	11	14	58	48	56	280	286	261	-2%	7%

Statistics are based on UCR criteria, not GA Criminal Code.

Difference from Last Year -6

Statistics are preliminary, based on RMS data at the time prepared, and are subject to change due to late reports, reclassifications, updated locations, etc.

Cell Shading: white is within 0.6 standard deviation of the mean; red is above; green is below.

* Rape Code 11A is the historical definition of rape; Rape Codes 11B and 11C are those moved from Part II to Part I status in accordance with federal mandate.

Citizen Initiated Calls	Week Ending 06/03/17	Week Ending 05/27/17	Weekly Avg 2016	28-Day Ending 06/03/17	28-Day Ending 4/8/17	Avg 28-Day 2016	YTD 2017	YTD 2016	YTD 2015	Change 16 to 17	Change vs. 2015
Midnight Shift	32	26	34	114	101	138	667	689	0	-22	667
Day Shift	95	100	101	423	369	403	2163	2117	0	46	2163
Afternoon Shift	90	82	102	355	383	407	1967	2098	0	-131	1967
TOTAL CITIZEN CFS	217	208	237	892	853	947	4797	4904	0	-2.2%	#DIV/0!
53S ShotSpotter Calls	0	0	0	8	0	0	0	0	0	0	0
Sig 53 Shots Fired Calls	2	2	5	56	16	18	92	91	68	1	24

BEAT 61
Whitefield Precinct
Week Ending 06/03/17

	Last 4 Weeks				28 Days Ending 06/03/17	28 Day Average 2016	YTD 2017	YTD 2016	YTD 2015	Change 16 to 17	Change vs. 2015
	Ending 05/13/17	Ending 05/20/17	Ending 05/27/17	Ending 06/03/17							
HOMICIDE	0	0	0	0	0	0.0	2	0	0	2	2
RAPE (11A) *	0	0	0	0	0	0.0	0	0	2	0	-2
RAPE (11B & 11C) *	0	0	0	0	0	0.2	0	1	1	-1	-1
COMMERCIAL ROBBERY	0	0	0	0	0	0.1	0	1	0	-1	0
STREET ROBBERY	0	0	0	0	0	0.2	2	0	1	2	1
RESIDENTIAL ROBBERY	0	0	0	0	0	0.0	0	0	3	0	-3
AGG ASSAULT w/ GUN	0	0	0	0	0	0.2	1	2	0	-1	1
AGG ASSAULT w/o GUN	0	0	0	0	0	0.5	0	3	1	-3	-1
TOTAL VIOLENT	0	0	0	0	0	1.1	5	7	8	-29%	-38%
COMMERCIAL BURGLARY	0	0	1	0	1	0.8	1	3	2	-2	-1
RESIDENTIAL BURGLARY	0	3	2	1	6	4.3	25	26	27	-1	-2
SUDDEN SNATCHING	0	0	0	0	0	0.2	0	0	0	0	0
SHOPLIFTING	4	2	2	4	12	7.7	58	47	81	11	-23
THEFT FROM VEHICLE	1	6	2	0	9	5.7	35	24	9	11	26
THEFT FROM YARD	0	1	0	0	1	2.8	11	9	6	2	5
THEFT FROM BLDG	0	2	0	1	3	2.8	13	16	11	-3	2
OTHER LARCENY	0	1	0	1	2	0.8	5	2	0	3	5
AUTO THEFT	0	1	1	0	2	1.4	4	3	3	1	1
TOTAL PROPERTY	5	16	8	7	36	26.3	152	130	139	17%	9%
TOTAL PART I	5	16	8	7	36	27.5	157	137	147	15%	7%

Difference from Last Year 20

Statistics are based on UCR criteria, not GA Criminal Code.

* Rape Code 11A is the historical definition of rape (aka Legacy Rape); Rape Codes 11B and 11C are those moved from Part II to Part I in 2017.

* Rape Code 11A is the historical definition of rape; Rape Codes 11B and 11C are those moved from Part II to Part I status in accordance with federal mandate.

Shots Fired Calls	Week Ending 05/13/17	Week Ending 05/13/17	Week Ending 05/27/17	Week Ending 06/03/17	28 Days Ending 06/03/17	28 Day Average 2016	YTD 2017	YTD 2016	YTD 2015	Change 16 to 17	Change vs. 2015
53S ShotSpotter Calls	0	0	0	0	0	0.0	0	0	0	0%	0%
Sig 53 Shots Fired Calls	0	1	1	1	3	4.4	35	24	33	46%	6%

BEAT 62
Whitefield Precinct
Week Ending 06/03/17

	Last 4 Weeks				28 Days Ending 06/03/17	28 Day Average 2016	YTD 2017	YTD 2016	YTD 2015	Change 16 to 17	Change vs. 2015
	Ending 05/13/17	Ending 05/20/17	Ending 05/27/17	Ending 06/03/17							
HOMICIDE	0	0	0	0	0	0.2	0	2	0	-2	0
RAPE (11A) *	0	0	0	0	0	0.2	1	2	0	-1	1
RAPE (11B & 11C) *	1	0	0	0	1	0.3	6	0	0	6	6
COMMERCIAL ROBBERY	0	0	0	0	0	0.1	0	0	4	0	-4
STREET ROBBERY	0	0	0	0	0	0.4	3	2	0	1	3
RESIDENTIAL ROBBERY	0	0	0	0	0	0.2	0	0	1	0	-1
AGG ASSAULT w/ GUN	0	0	0	0	0	1.0	2	6	5	-4	-3
AGG ASSAULT w/o GUN	0	1	0	0	1	0.9	2	6	2	-4	0
TOTAL VIOLENT	1	1	0	0	2	3.2	14	18	12	-22%	17%
COMMERCIAL BURGLARY	0	0	0	0	0	1.2	1	7	3	-6	-2
RESIDENTIAL BURGLARY	1	0	1	0	2	8.6	21	48	37	-27	-16
SUDDEN SNATCHING	0	0	0	0	0	0.4	1	0	1	1	0
SHOPLIFTING	0	0	0	0	0	1.3	3	11	7	-8	-4
THEFT FROM VEHICLE	2	3	1	1	7	5.0	37	25	16	12	21
THEFT FROM YARD	0	1	1	2	4	2.3	12	9	12	3	0
THEFT FROM BLDG	0	2	0	0	2	3.2	17	19	17	-2	0
OTHER LARCENY	0	0	0	0	0	0.4	3	0	2	3	1
AUTO THEFT	1	3	0	1	5	2.4	14	12	7	2	7
TOTAL PROPERTY	4	9	3	4	20	24.9	109	131	102	-17%	7%
TOTAL PART I	5	10	3	4	22	28.1	123	149	114	-17%	8%

Difference from Last Year -26

Statistics are based on UCR criteria, not GA Criminal Code.

* Rape Code 11A is the historical definition of rape (aka Legacy Rape); Rape Codes 11B and 11C are those moved from Part II to Part I in 2017.

* Rape Code 11A is the historical definition of rape; Rape Codes 11B and 11C are those moved from Part II to Part I status in accordance with federal mandate.

Shots Fired Calls	Week Ending 05/13/17	Week Ending 05/13/17	Week Ending 05/27/17	Week Ending 06/03/17	28 Days Ending 06/03/17	28 Day Average 2016	YTD 2017	YTD 2016	YTD 2015	Change 16 to 17	Change vs. 2015
53S ShotSpotter Calls	0	0	0	0	0	0.0	0	0	0	0%	0%
Sig 53 Shots Fired Calls	2	3	1	1	7	13.8	57	67	35	-15%	63%