



COMPSTAT TOTAL JURISDICTION Week Ending 05/20/17

PATROL COMMANDER:
MAJOR KERRY THOMAS



	Week Ending 05/20/17	Week Ending 05/13/17	Weekly Avg 2016	28-Day Ending 05/20/17	28-Day Ending 4/22/17	Avg 28-Day 2016	YTD 2017	YTD 2016	YTD 2015	Change 16 to 17	Change vs. 2015
HOMICIDE	0	0	1	6	0	4	17	25	12	-8	5
RAPE (11A) *	0	1	1	3	5	4	16	23	21	-7	-5
RAPE (11B & 11C) *	1	3	1	7	4	6	26	20	8	6	18
COMMERCIAL ROBBERY	1	1	2	10	5	7	43	39	22	4	21
STREET ROBBERY	7	7	8	23	17	30	92	134	107	-42	-15
RESIDENTIAL ROBBERY	0	0	1	2	3	4	11	15	20	-4	-9
AGG ASSAULT w/ GUN	6	10	5	31	25	21	123	113	98	10	25
AGG ASSAULT w/o GUN	5	8	5	27	25	20	102	90	64	12	38
TOTAL VIOLENT	20	30	24	109	84	96	430	459	352	-6%	22%
COMMERCIAL BURGLARY	4	2	7	7	18	27	66	116	89	-50	-23
RESIDENTIAL BURGLARY	21	18	29	89	77	115	420	505	496	-85	-76
SUDDEN SNATCHING	0	2	2	8	6	9	42	43	34	-1	8
SHOPLIFTING	35	37	31	139	114	126	676	647	653	29	23
THEFT FROM VEHICLE	69	43	39	192	133	156	803	769	657	34	146
THEFT FROM YARD	28	15	16	81	64	65	321	275	290	46	31
THEFT FROM BLDG	33	31	24	100	82	94	432	456	414	-24	18
OTHER LARCENY	7	6	3	18	17	13	82	57	62	25	20
AUTO THEFT	23	20	18	80	54	73	340	341	336	-1	4
TOTAL PROPERTY	220	174	170	714	565	678	3182	3209	3031	-1%	5%
TOTAL PART I	240	204	193	823	649	774	3612	3668	3383	-2%	7%
Difference from Last Year							-56				

Statistics are based on UCR criteria, not GA Criminal Code.

Statistics are preliminary, based on RMS data at the time prepared, and are subject to change due to late reports, reclassifications, updated locations, etc.

Cell Shading: white is within 0.6 standard deviation of the mean; red is above; green is below.

* Rape Code 11A is the historical definition of rape (aka Legacy Rape); Rape Codes 11B and 11C are those moved from Part II to Part I in 2017.

Citizen Initiated Calls	Ending 05/20/17	Ending 05/13/17	Avg 2016	Ending 05/20/17	Ending 4/22/17	28-Day 2016	YTD 2017	YTD 2016	YTD 2015	Change 16 to 17	Change vs. 2015
Midnight Shift	519	532	534	2030	1930	2136	10354	10839	10061	-485	293
Day Shift	1197	1191	1223	4690	4657	4891	24598	25689	23528	-1091	1070
Afternoon Shift	1379	1303	1305	5239	5158	5220	26020	26946	24887	-926	1133
TOTAL CITIZEN CFS	3095	3026	3062	11959	11745	12246	60972	63474	58476	-3.9%	4.3%
53S ShotSpotter Calls	18	13	23	70	68	92	421	574	243	-153	178
Sig 53 Shots Fired Calls	56	53	63	224	233	253	1127	1294	1020	-167	107



Unincorporated Chatham County

Week Ending 05/20/17

PATROL COMMANDER:
MAJOR KERRY THOMAS



	Week Ending 05/20/17	Week Ending 05/13/17	Weekly Avg 2016	28-Day Ending 05/20/17	28-Day Ending 4/22/17	Avg 28-Day 2016	YTD 2017	YTD 2016	YTD 2015	Change 16 to 17	Change vs. 2015
HOMICIDE	0	0	0.1	0	0	0.5	2	2	1	0	1
RAPE (11A) *	0	0	0.1	0	0	0.5	2	4	3	-2	-1
RAPE (11B & 11C) *	0	1	0.3	2	2	1.1	8	3	2	5	6
COMMERCIAL ROBBERY	0	0	0.2	1	0	0.9	2	7	2	-5	0
STREET ROBBERY	0	0	0.5	0	1	2.1	3	10	0	-7	3
RESIDENTIAL ROBBERY	0	0	0.2	0	1	0.8	2	4	1	-2	1
AGG ASSAULT w/ GUN	0	0	0.8	2	1	3.2	11	6	5	5	6
AGG ASSAULT w/o GUN	0	0	0.8	2	1	3.1	14	8	10	6	4
TOTAL VIOLENT	0	1	3.0	7	6	12.2	44	44	24	0%	83%
COMMERCIAL BURGLARY	1	2	0.7	3	1	2.7	9	12	5	-3	4
RESIDENTIAL BURGLARY	5	3	6.7	25	20	26.7	101	105	67	-4	34
SUDDEN SNATCHING	0	0	0.3	0	1	1.1	1	7	0	-6	1
SHOPLIFTING	2	5	6.1	8	14	24.4	62	90	84	-28	-22
THEFT FROM VEHICLE	9	6	7.1	23	12	28.3	90	101	73	-11	17
THEFT FROM YARD	3	3	2.8	10	13	11.1	36	34	35	2	1
THEFT FROM BLDG	4	5	3.8	12	12	15.1	70	52	43	18	27
OTHER LARCENY	1	2	0.9	5	3	3.7	20	15	13	5	7
AUTO THEFT	3	6	3.0	12	7	12.2	50	49	30	1	20
TOTAL PROPERTY	28	32	31.3	98	83	125.3	439	465	350	-6%	25%
TOTAL PART I	28	33	34.4	105	89	137.5	483	509	374	-5%	29%

Statistics are based on UCR criteria, not GA Criminal Code.

Difference from Last Year -26

Statistics are preliminary, based on RMS data at the time prepared, and are subject to change due to late reports, reclassifications, updated locations, etc.

Cell Shading: white is within 0.6 standard deviation of the mean; red is above; green is below.

* Rape Code 11A is the historical definition of rape (aka Legacy Rape); Rape Codes 11B and 11C are those moved from Part II to Part I in 2017.

Shots Fired Calls	Week Ending 05/20/17	Week Ending 05/13/17	Weekly Avg 2016	28-Day Ending 05/20/17	28-Day Ending 4/22/17	Avg 28-Day 2016	YTD 2017	YTD 2016	YTD 2015	Change 16 to 17	Change vs. 2015
53S ShotSpotter Calls	0	0	0.0	0	0	0.0	0	0	0	0	0
Sig 53 Shots Fired Calls	11	8	11.3	45	39	45.1	222	211	211	11	11



City of Savannah Only

Week Ending 05/20/17

PATROL COMMANDER:
MAJOR KERRY THOMAS



	Week Ending 05/20/17	Week Ending 05/13/17	Weekly Avg 2016	28-Day Ending 05/20/17	28-Day Ending 4/22/17	Avg 28-Day 2016	YTD 2017	YTD 2016	YTD 2015	Change 16 to 17	Change vs. 2015
HOMICIDE	0	0	1	6	0	3	15	23	11	-8	4
RAPE (11A) *	0	1	1	3	5	3	14	19	18	-5	-4
RAPE (11B & 11C) *	1	2	1	5	2	5	18	17	6	1	12
COMMERCIAL ROBBERY	1	1	1	9	5	6	41	32	20	9	21
STREET ROBBERY	7	7	7	23	16	28	89	124	107	-35	-18
RESIDENTIAL ROBBERY	0	0	1	2	2	3	9	11	19	-2	-10
AGG ASSAULT w/ GUN	6	10	5	29	24	18	112	107	93	5	19
AGG ASSAULT w/o GUN	5	8	4	25	24	17	88	82	54	6	34
TOTAL VIOLENT	20	29	21	102	78	83	386	415	328	-7%	18%
COMMERCIAL BURGLARY	3	0	6	4	17	24	57	104	84	-47	-27
RESIDENTIAL BURGLARY	16	15	22	64	57	88	319	400	429	-81	-110
SUDDEN SNATCHING	0	2	2	8	5	7	41	36	34	5	7
SHOPLIFTING	33	32	25	131	100	101	614	557	569	57	45
THEFT FROM VEHICLE	60	37	32	169	121	128	713	668	584	45	129
THEFT FROM YARD	25	12	14	71	51	54	285	241	255	44	30
THEFT FROM BLDG	29	26	20	88	70	79	362	404	371	-42	-9
OTHER LARCENY	6	4	2	13	14	9	62	42	49	20	13
AUTO THEFT	20	14	15	68	47	61	290	292	306	-2	-16
TOTAL PROPERTY	192	142	138	616	482	553	2743	2744	2681	0%	2%
TOTAL PART I	212	171	159	718	560	636	3129	3159	3009	-1%	4%

Difference from Last Year -30

Statistics are based on UCR criteria, not GA Criminal Code.

Statistics are preliminary, based on RMS data at the time prepared, and are subject to change due to late reports, reclassifications, updated locations, etc.

Cell Shading: white is within 0.6 standard deviation of the mean; red is above; green is below.

* Rape Code 11A is the historical definition of rape (aka Legacy Rape); Rape Codes 11B and 11C are those moved from Part II to Part I in 2017.

Shots Fired Calls	Week Ending 05/20/17	Week Ending 05/13/17	Weekly Avg 2016	28-Day Ending 05/20/17	28-Day Ending 4/22/17	Avg 28-Day 2016	YTD 2017	YTD 2016	YTD 2015	Change 16 to 17	Change vs. 2015
53S ShotSpotter Calls	18	13	22.9	70	68	91.7	421	574	243	-153	178
Sig 53 Shots Fired Calls	45	45	52.0	179	194	207.9	905	1083	809	-178	96



COMPSTAT WEST CHATHAM PRECINCT Week Ending 05/20/17

PRECINCT COMMANDER:
CAPT. JOHN BEST



	Week Ending 05/20/17	Week Ending 05/13/17	Weekly Avg 2016	28-Day Ending 05/20/17	28-Day Ending 4/22/17	Avg 28-Day 2016	YTD 2017	YTD 2016	YTD 2015	Change 16 to 17	Change vs. 2015
HOMICIDE	0	0	0	0	0	0	2	2	0	0	2
RAPE (11A) *	0	0	0	0	0	1	2	6	4	-4	-2
RAPE (11B & 11C) *	0	0	0	1	1	1	4	5	1	-1	3
COMMERCIAL ROBBERY	0	0	0	2	0	1	4	9	5	-5	-1
STREET ROBBERY	0	1	1	1	3	3	7	12	6	-5	1
RESIDENTIAL ROBBERY	0	0	0	0	0	1	2	8	4	-6	-2
AGG ASSAULT w/ GUN	0	0	1	2	2	4	15	18	10	-3	5
AGG ASSAULT w/o GUN	0	0	1	3	4	4	18	17	14	1	4
TOTAL VIOLENT	0	1	4	9	10	16	54	77	44	-30%	23%
COMMERCIAL BURGLARY	2	2	1	4	3	5	19	24	26	-5	-7
RESIDENTIAL BURGLARY	6	5	6	22	13	22	105	122	96	-17	9
SUDDEN SNATCHING	0	0	0	1	1	1	3	6	2	-3	1
SHOPLIFTING	0	4	3	7	14	14	63	76	84	-13	-21
THEFT FROM VEHICLE	10	10	7	30	10	29	104	141	109	-37	-5
THEFT FROM YARD	7	3	3	16	11	10	55	49	55	6	0
THEFT FROM BLDG	6	7	4	20	23	16	102	66	71	36	31
OTHER LARCENY	1	2	1	5	4	4	23	10	15	13	8
AUTO THEFT	2	8	4	16	13	16	71	72	73	-1	-2
TOTAL PROPERTY	34	41	29	121	92	118	545	566	531	-4%	3%
TOTAL PART I	34	42	33	130	102	134	599	643	575	-7%	4%

Statistics are based on UCR criteria, not GA Criminal Code.

Difference from Last Year -44

Statistics are preliminary, based on RMS data at the time prepared, and are subject to change due to late reports, reclassifications, updated locations, etc.

Cell Shading: white is within 0.6 standard deviation of the mean; red is above; green is below.

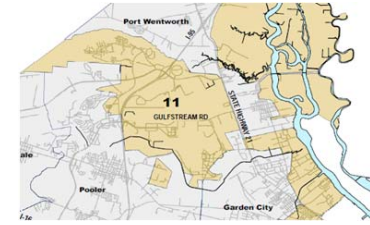
* Rape Code 11A is the historical definition of rape (aka Legacy Rape); Rape Codes 11B and 11C are those moved from Part II to Part I in 2017.

Citizen Initiated Calls	Week Ending 05/20/17	Week Ending 05/13/17	Weekly Avg 2016	28-Day Ending 05/20/17	28-Day Ending 4/22/17	Avg 28-Day 2016	YTD 2017	YTD 2016	YTD 2015	Change 16 to 17	Change vs. 2015
Midnight Shift	133	127	114	478	427	455	2219	2187	2176	32	43
Day Shift	270	281	282	1108	1155	1127	5367	5694	5516	-327	-149
Afternoon Shift	311	324	294	1250	1242	1177	5688	5701	5660	-13	28
TOTAL CITIZEN CFS	714	714	690	2836	2824	2758	13274	13582	13352	-2.3%	-0.6%
53S ShotSpotter Calls	0	0	0	0	1	0	1	3	1	-2	0
Sig 53 Shots Fired Calls	8	11	10	34	34	38	164	204	167	-40	-3

BEAT 11

West Chatham Precinct

Week Ending 05/20/17



	Last 4 Weeks				28 Days Ending 05/20/17	28 Day Average 2016	YTD 2017	YTD 2016	YTD 2015	Change 16 to 17	Change vs. 2015
	Ending 04/29/17	Ending 05/06/17	Ending 05/13/17	Ending 05/20/17							
HOMICIDE	0	0	0	0	0	0.0	0	0	0	0	0
RAPE (11A) *	0	0	0	0	0	0.1	0	1	0	-1	0
RAPE (11B & 11C) *	0	1	0	0	1	0.1	1	0	0	1	1
COMMERCIAL ROBBERY	0	0	0	0	0	0.3	1	2	1	-1	0
STREET ROBBERY	0	0	1	0	1	0.2	2	1	1	1	1
RESIDENTIAL ROBBERY	0	0	0	0	0	0.1	0	0	0	0	0
AGG ASSAULT w/ GUN	0	1	0	0	1	0.1	3	1	1	2	2
AGG ASSAULT w/o GUN	0	0	0	0	0	0.5	2	3	0	-1	2
TOTAL VIOLENT	0	2	1	0	3	1.3	9	8	3	13%	200%
COMMERCIAL BURGLARY	0	0	0	0	0	0.4	2	2	5	0	-3
RESIDENTIAL BURGLARY	0	0	0	2	2	1.1	8	6	9	2	-1
SUDDEN SNATCHING	0	0	0	0	0	0.1	0	1	0	-1	0
SHOPLIFTING	0	0	0	0	0	0.2	1	0	1	1	0
THEFT FROM VEHICLE	2	0	1	1	4	3.5	18	15	11	3	7
THEFT FROM YARD	0	1	0	2	3	1.9	12	10	9	2	3
THEFT FROM BLDG	1	1	0	3	5	3.3	25	15	23	10	2
OTHER LARCENY	0	0	1	0	1	0.7	2	3	2	-1	0
AUTO THEFT	0	0	0	0	0	2.2	12	12	13	0	-1
TOTAL PROPERTY	3	2	2	8	15	13.4	80	64	73	25%	10%
TOTAL PART I	3	4	3	8	18	14.7	89	72	76	24%	17%

Difference from Last Year 17

Statistics are based on UCR criteria, not GA Criminal Code.

* Rape Code 11A is the historical definition of rape (aka Legacy Rape); Rape Codes 11B and 11C are those moved from Part II to Part I in 2017.

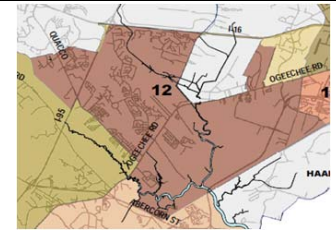
Statistics are preliminary, based on RMS data at the time prepared, and are subject to change due to late reports, reclassifications, updated locations, etc.

Shots Fired Calls	Week Ending 04/29/17	Week Ending 04/29/17	Week Ending 05/13/17	Week Ending 05/20/17	28 Days Ending 05/20/17	28 Day Average 2016	YTD 2017	YTD 2016	YTD 2015	Change 16 to 17	Change vs. 2015
53S ShotSpotter Calls	0	0	0	0	0	0.0	0	0	0	0%	0%
Sig 53 Shots Fired Calls	0	0	2	1	3	1.6	10	5	14	100%	-29%

BEAT 12

West Chatham Precinct

Week Ending 05/20/17



	Last 4 Weeks				28 Days Ending 05/20/17	28 Day Average 2016	YTD 2017	YTD 2016	YTD 2015	Change 16 to 17	Change vs. 2015
	Ending 04/29/17	Ending 05/06/17	Ending 05/13/17	Ending 05/20/17							
HOMICIDE	0	0	0	0	0	0.1	0	1	0	-1	0
RAPE (11A) *	0	0	0	0	0	0.2	0	1	2	-1	-2
RAPE (11B & 11C) *	0	0	0	0	0	0.6	0	3	1	-3	-1
COMMERCIAL ROBBERY	1	0	0	0	1	0.3	1	3	1	-2	0
STREET ROBBERY	0	0	0	0	0	0.6	0	4	2	-4	-2
RESIDENTIAL ROBBERY	0	0	0	0	0	0.3	0	0	0	0	0
AGG ASSAULT w/ GUN	0	0	0	0	0	0.7	4	2	0	2	4
AGG ASSAULT w/o GUN	1	1	0	0	2	0.8	6	2	2	4	4
TOTAL VIOLENT	2	1	0	0	3	3.6	11	16	8	-31%	38%
COMMERCIAL BURGLARY	0	0	0	0	0	0.5	1	2	3	-1	-2
RESIDENTIAL BURGLARY	3	0	0	0	3	7.1	16	46	25	-30	-9
SUDDEN SNATCHING	0	0	0	0	0	0.3	0	2	0	-2	0
SHOPLIFTING	0	0	1	0	1	2.9	11	14	10	-3	1
THEFT FROM VEHICLE	1	0	4	3	8	8.6	33	34	31	-1	2
THEFT FROM YARD	0	2	1	0	3	2.6	7	10	15	-3	-8
THEFT FROM BLDG	0	1	1	0	2	2.7	19	15	10	4	9
OTHER LARCENY	0	0	0	0	0	0.9	3	3	4	0	-1
AUTO THEFT	0	2	1	0	3	4.0	9	19	16	-10	-7
TOTAL PROPERTY	4	5	8	3	20	29.5	99	145	114	-32%	-13%
TOTAL PART I	6	6	8	3	23	33.1	110	161	122	-32%	-10%

Difference from Last Year -51

Statistics are based on UCR criteria, not GA Criminal Code.

* Rape Code 11A is the historical definition of rape (aka Legacy Rape); Rape Codes 11B and 11C are those moved from Part II to Part I in 2017.

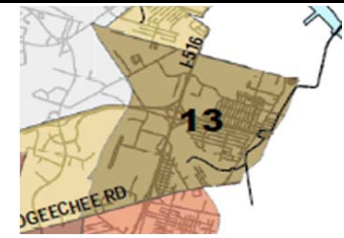
Statistics are preliminary, based on RMS data at the time prepared, and are subject to change due to late reports, reclassifications, updated locations, etc.

Shots Fired Calls	Week Ending 04/29/17	Week Ending 04/29/17	Week Ending 05/13/17	Week Ending 05/20/17	28 Days Ending 05/20/17	28 Day Average 2016	YTD 2017	YTD 2016	YTD 2015	Change 16 to 17	Change vs. 2015
53S ShotSpotter Calls	0	0	0	0	0	0.0	0	0	0	0%	0%
Sig 53 Shots Fired Calls	3	0	1	3	7	6.5	37	28	28	32%	32%

BEAT 13

West Chatham Precinct

Week Ending 05/20/17



	Last 4 Weeks				28 Days Ending 05/20/17	28 Day Average 2016	YTD 2017	YTD 2016	YTD 2015	Change 16 to 17	Change vs. 2015
	Ending 04/29/17	Ending 05/06/17	Ending 05/13/17	Ending 05/20/17							
HOMICIDE	0	0	0	0	0	0.1	1	0	0	1	1
RAPE (11A) *	0	0	0	0	0	0.4	1	2	0	-1	1
RAPE (11B & 11C) *	0	0	0	0	0	0.1	0	0	0	0	0
COMMERCIAL ROBBERY	0	0	0	0	0	0.2	1	1	0	0	1
STREET ROBBERY	0	0	0	0	0	0.8	2	2	0	0	2
RESIDENTIAL ROBBERY	0	0	0	0	0	0.2	1	2	1	-1	0
AGG ASSAULT w/ GUN	0	0	0	0	0	1.2	2	8	4	-6	-2
AGG ASSAULT w/o GUN	0	1	0	0	1	0.8	6	5	3	1	3
TOTAL VIOLENT	0	1	0	0	1	3.6	14	20	8	-30%	75%
COMMERCIAL BURGLARY	0	0	0	1	1	1.1	7	5	9	2	-2
RESIDENTIAL BURGLARY	0	0	3	0	3	3.1	16	15	15	1	1
SUDDEN SNATCHING	0	0	0	0	0	0.3	1	0	2	1	-1
SHOPLIFTING	1	1	0	0	2	1.6	8	8	4	0	4
THEFT FROM VEHICLE	1	0	0	2	3	4.2	11	25	17	-14	-6
THEFT FROM YARD	0	0	0	0	0	1.9	6	8	9	-2	-3
THEFT FROM BLDG	0	0	1	0	1	2.1	10	10	12	0	-2
OTHER LARCENY	0	0	0	0	0	0.1	2	0	1	2	1
AUTO THEFT	0	1	1	0	2	2.7	12	14	17	-2	-5
TOTAL PROPERTY	2	2	5	3	12	17.1	73	85	86	-14%	-15%
TOTAL PART I	2	3	5	3	13	20.7	87	105	94	-17%	-7%

Difference from Last Year -18

Statistics are based on UCR criteria, not GA Criminal Code.

* Rape Code 11A is the historical definition of rape (aka Legacy Rape); Rape Codes 11B and 11C are those moved from Part II to Part I in 2017.

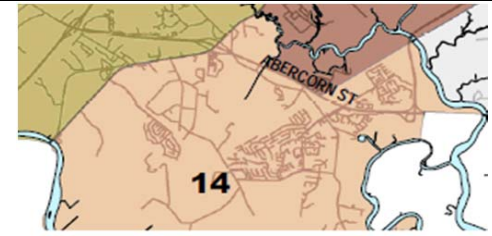
Statistics are preliminary, based on RMS data at the time prepared, and are subject to change due to late reports, reclassifications, updated locations, etc.

Shots Fired Calls	Week Ending 04/29/17	Week Ending 04/29/17	Week Ending 05/13/17	Week Ending 05/20/17	28 Days Ending 05/20/17	28 Day Average 2016	YTD 2017	YTD 2016	YTD 2017	Change 16 to 17	Change vs. 2015
53S ShotSpotter Calls	0	0	0	0	0	0.2	1	3	0	0%	0%
Sig 53 Shots Fired Calls	1	0	2	0	3	8.6	24	54	32	-56%	-25%

BEAT 14

West Chatham Precinct

Week Ending 05/20/17



	Last 4 Weeks				28 Days Ending 05/20/17	28 Day Average 2016	YTD 2017	YTD 2016	YTD 2015	Change 16 to 17	Change vs. 2015
	Ending 04/29/17	Ending 05/06/17	Ending 05/13/17	Ending 05/20/17							
HOMICIDE	0	0	0	0	0	0.2	0	0	0	0	0
RAPE (11A) *	0	0	0	0	0	0.0	1	0	1	1	0
RAPE (11B & 11C) *	0	0	0	0	0	0.2	1	1	0	0	1
COMMERCIAL ROBBERY	0	1	0	0	1	0.2	1	0	0	1	1
STREET ROBBERY	0	0	0	0	0	0.4	2	0	0	2	2
RESIDENTIAL ROBBERY	0	0	0	0	0	0.2	0	1	0	-1	0
AGG ASSAULT w/ GUN	0	0	0	0	0	0.2	2	1	0	1	2
AGG ASSAULT w/o GUN	0	0	0	0	0	0.5	0	2	1	-2	-1
TOTAL VIOLENT	0	1	0	0	1	1.6	7	5	2	40%	250%
COMMERCIAL BURGLARY	0	0	0	0	0	0.9	2	4	1	-2	1
RESIDENTIAL BURGLARY	3	1	1	2	7	4.0	36	23	12	13	24
SUDDEN SNATCHING	0	0	0	0	0	0.1	0	1	0	-1	0
SHOPLIFTING	0	1	1	0	2	0.7	8	5	3	3	5
THEFT FROM VEHICLE	1	1	4	2	8	3.7	19	12	22	7	-3
THEFT FROM YARD	0	0	0	1	1	1.6	10	10	9	0	1
THEFT FROM BLDG	0	0	1	0	1	1.8	17	3	10	14	7
OTHER LARCENY	0	0	1	0	1	1.2	9	2	5	7	4
AUTO THEFT	0	0	0	1	1	2.6	6	7	11	-1	-5
TOTAL PROPERTY	4	3	8	6	21	16.5	107	67	73	60%	47%
TOTAL PART I	4	4	8	6	22	18.1	114	72	75	58%	52%

Difference from Last Year 42

Statistics are based on UCR criteria, not GA Criminal Code.

* Rape Code 11A is the historical definition of rape (aka Legacy Rape); Rape Codes 11B and 11C are those moved from Part II to Part I in 2017.

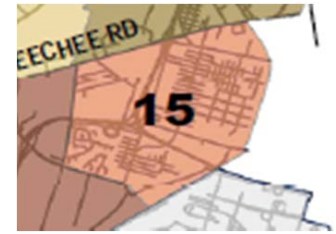
Statistics are preliminary, based on RMS data at the time prepared, and are subject to change due to late reports, reclassifications, updated locations, etc.

Shots Fired Calls	Week Ending 04/29/17	Week Ending 04/29/17	Week Ending 05/13/17	Week Ending 05/20/17	28 Days Ending 05/20/17	28 Day Average 2016	YTD 2017	YTD 2016	YTD 2015	Change 16 to 17	Change vs. 2015
53S ShotSpotter Calls	0	0	0	0	0	0.0	0	0	1	0%	0%
Sig 53 Shots Fired Calls	2	3	2	3	10	7.4	36	48	36	-25%	0%

BEAT 15

West Chatham Precinct

Week Ending 05/20/17



	Last 4 Weeks				28 Days Ending 05/20/17	28 Day Average 2016	YTD 2017	YTD 2016	YTD 2015	Change 16 to 17	Change vs. 2015
	Ending 04/29/17	Ending 05/06/17	Ending 05/13/17	Ending 05/20/17							
HOMICIDE	0	0	0	0	0	0.2	0	1	0	-1	0
RAPE (11A) *	0	0	0	0	0	0.2	0	1	1	-1	-1
RAPE (11B & 11C) *	0	0	0	0	0	0.4	0	1	0	-1	0
COMMERCIAL ROBBERY	0	0	0	0	0	0.5	0	2	0	-2	0
STREET ROBBERY	0	0	0	0	0	0.7	1	2	2	-1	-1
RESIDENTIAL ROBBERY	0	0	0	0	0	0.3	0	3	1	-3	-1
AGG ASSAULT w/ GUN	1	0	0	0	1	0.9	4	4	5	0	-1
AGG ASSAULT w/o GUN	0	0	0	0	0	0.9	0	4	3	-4	-3
TOTAL VIOLENT	1	0	0	0	1	4.0	5	18	12	-72%	-58%
COMMERCIAL BURGLARY	0	0	0	1	1	1.3	3	5	8	-2	-5
RESIDENTIAL BURGLARY	2	0	1	2	5	3.9	21	21	16	0	5
SUDDEN SNATCHING	1	0	0	0	1	0.2	1	2	0	-1	1
SHOPLIFTING	0	0	0	0	0	1.5	3	13	1	-10	2
THEFT FROM VEHICLE	0	3	1	2	6	2.9	14	21	8	-7	6
THEFT FROM YARD	0	1	0	4	5	1.0	11	5	2	6	9
THEFT FROM BLDG	1	2	1	1	5	2.2	10	9	3	1	7
OTHER LARCENY	0	1	0	1	2	0.3	3	2	0	1	3
AUTO THEFT	0	2	2	0	4	1.9	14	10	8	4	6
TOTAL PROPERTY	4	9	5	11	29	15.2	80	88	46	-9%	74%
TOTAL PART I	5	9	5	11	30	19.2	85	106	58	-20%	47%

Difference from Last Year -21

Statistics are based on UCR criteria, not GA Criminal Code.

* Rape Code 11A is the historical definition of rape (aka Legacy Rape); Rape Codes 11B and 11C are those moved from Part II to Part I in 2017.

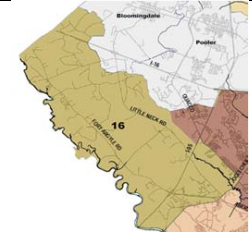
Statistics are preliminary, based on RMS data at the time prepared, and are subject to change due to late reports, reclassifications, updated locations, etc.

Shots Fired Calls	Week Ending 04/29/17	Week Ending 04/29/17	Week Ending 05/13/17	Week Ending 05/20/17	28 Days Ending 05/20/17	28 Day Average 2016	YTD 2017	YTD 2016	YTD 2015	Change 16 to 17	Change vs. 2015
53S ShotSpotter Calls	0	0	0	0	0	0.0	0	0	0	0%	0%
Sig 53 Shots Fired Calls	3	1	4	0	8	8.2	34	39	39	-13%	-13%

BEAT 16

West Chatham Precinct

Week Ending 05/20/17



	Last 4 Weeks				28 Days Ending 05/20/17	28 Day Average 2016	YTD 2017	YTD 2016	YTD 2015	Change 16 to 17	Change vs. 2015
	Ending 04/29/17	Ending 05/06/17	Ending 05/13/17	Ending 05/20/17							
HOMICIDE	0	0	0	0	0	0.0	1	0	0	1	1
RAPE (11A) *	0	0	0	0	0	0.2	0	1	0	-1	0
RAPE (11B & 11C) *	0	0	0	0	0	0.0	2	0	0	2	2
COMMERCIAL ROBBERY	0	0	0	0	0	0.1	0	1	3	-1	-3
STREET ROBBERY	0	0	0	0	0	0.4	0	3	1	-3	-1
RESIDENTIAL ROBBERY	0	0	0	0	0	0.4	1	2	2	-1	-1
AGG ASSAULT w/ GUN	0	0	0	0	0	0.5	0	2	0	-2	0
AGG ASSAULT w/o GUN	0	0	0	0	0	0.5	4	1	5	3	-1
TOTAL VIOLENT	0	0	0	0	0	1.9	8	10	11	-20%	-27%
COMMERCIAL BURGLARY	0	0	2	0	2	0.9	4	6	0	-2	4
RESIDENTIAL BURGLARY	0	2	0	0	2	3.1	8	11	19	-3	-11
SUDDEN SNATCHING	0	0	0	0	0	0.1	1	0	0	1	1
SHOPLIFTING	0	0	2	0	2	7.0	32	36	65	-4	-33
THEFT FROM VEHICLE	1	0	0	0	1	6.3	9	34	20	-25	-11
THEFT FROM YARD	1	1	2	0	4	1.4	9	6	11	3	-2
THEFT FROM BLDG	1	0	3	2	6	3.7	21	14	13	7	8
OTHER LARCENY	1	0	0	0	1	0.5	4	0	3	4	1
AUTO THEFT	1	0	4	1	6	3.0	18	10	8	8	10
TOTAL PROPERTY	5	3	13	3	24	25.9	106	117	139	-9%	-24%
TOTAL PART I	5	3	13	3	24	27.8	114	127	150	-10%	-24%

Difference from Last Year -13

Statistics are based on UCR criteria, not GA Criminal Code.

* Rape Code 11A is the historical definition of rape (aka Legacy Rape); Rape Codes 11B and 11C are those moved from Part II to Part I in 2017.

Statistics are preliminary, based on RMS data at the time prepared, and are subject to change due to late reports, reclassifications, updated locations, etc.

Shots Fired Calls	Week Ending 04/29/17	Week Ending 04/29/17	Week Ending 05/13/17	Week Ending 05/20/17	28 Days Ending 05/20/17	28 Day Average 2016	YTD 2017	YTD 2016	YTD 2015	Change 16 to 17	Change vs. 2015
53S ShotSpotter Calls	0	0	0	0	0	0.0	0	0	0	0%	0%
Sig 53 Shots Fired Calls	0	2	0	1	3	6.1	23	30	18	-23%	28%



COMPSTAT DOWNTOWN PRECINCT Week Ending 05/20/17

PRECINCT COMMANDER:
CAPT. JOY GELLATLY



	Week Ending 05/20/17	Week Ending 05/13/17	Weekly Avg 2016	28-Day Ending 05/20/17	28-Day Ending 4/22/17	Avg 28-Day 2016	YTD 2017	YTD 2016	YTD 2015	Change 16 to 17	Change vs. 2015
HOMICIDE	0	0	0	0	0	0	3	3	1	0	2
RAPE (11A) *	0	1	0	1	2	1	5	2	7	3	-2
RAPE (11B & 11C) *	0	2	0	2	0	1	5	4	0	1	5
COMMERCIAL ROBBERY	0	0	0	1	0	1	2	3	3	-1	-1
STREET ROBBERY	1	1	3	5	6	13	39	61	33	-22	6
RESIDENTIAL ROBBERY	0	0	0	0	0	0	1	1	4	0	-3
AGG ASSAULT w/ GUN	3	1	1	6	5	6	26	30	19	-4	7
AGG ASSAULT w/o GUN	3	4	1	8	6	5	29	20	11	9	18
TOTAL VIOLENT	7	9	7	23	19	27	110	124	78	-11%	41%
COMMERCIAL BURGLARY	2	0	1	2	2	5	14	18	9	-4	5
RESIDENTIAL BURGLARY	3	0	3	7	4	11	30	56	43	-26	-13
SUDDEN SNATCHING	0	0	1	3	2	4	20	20	17	0	3
SHOPLIFTING	2	5	5	16	14	19	83	71	86	12	-3
THEFT FROM VEHICLE	10	8	11	34	16	42	171	220	137	-49	34
THEFT FROM YARD	7	3	4	19	18	16	93	73	69	20	24
THEFT FROM BLDG	7	8	5	23	15	21	96	121	91	-25	5
OTHER LARCENY	1	1	1	2	4	2	11	13	8	-2	3
AUTO THEFT	4	5	4	15	13	16	70	72	56	-2	14
TOTAL PROPERTY	36	30	34	121	88	136	588	664	516	-11%	14%
TOTAL PART I	43	39	41	144	107	163	698	788	594	-11%	18%

Statistics are based on UCR criteria, not GA Criminal Code.

Difference from Last Year -90

Statistics are preliminary, based on RMS data at the time prepared, and are subject to change due to late reports, reclassifications, updated locations, etc.

Cell Shading: white is within 0.6 standard deviation of the mean; red is above; green is below.

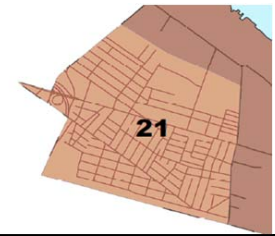
* Rape Code 11A is the historical definition of rape (aka Legacy Rape); Rape Codes 11B and 11C are those moved from Part II to Part I in 2017.

Citizen Initiated Calls	Week Ending 05/20/17	Week Ending 05/13/17	Weekly Avg 2016	28-Day Ending 05/20/17	28-Day Ending 4/22/17	Avg 28-Day 2016	YTD 2017	YTD 2016	YTD 2015	Change 16 to 17	Change vs. 2015
Midnight Shift	112	111	121	440	436	484	2220	2301	2267	-81	-47
Day Shift	228	216	233	873	800	931	4154	4379	4385	-225	-231
Afternoon Shift	289	236	252	997	915	1010	4628	4712	4771	-84	-143
TOTAL CITIZEN CFS	629	563	606	2310	2151	2425	11002	11392	11423	-3.4%	-3.7%
53S ShotSpotter Calls	3	2	8	12	18	30	91	181	77	-90	14
Sig 53 Shots Fired Calls	15	6	11	40	30	43	173	213	139	-40	34

BEAT 21

Downtown Precinct

Week Ending 05/20/17



	Last 4 Weeks				28 Days Ending 05/20/17	28 Day Average 2016	YTD 2017	YTD 2016	YTD 2015	Change 16 to 17	Change vs. 2015
	Ending 04/29/17	Ending 05/06/17	Ending 05/13/17	Ending 05/20/17							
HOMICIDE	0	0	0	0	0	0.2	0	2	0	-2	0
RAPE (11A) *	0	0	1	0	1	0.1	1	0	1	1	0
RAPE (11B & 11C) *	0	0	1	0	1	0.1	1	0	0	1	1
COMMERCIAL ROBBERY	0	0	0	0	0	0.3	0	2	0	-2	0
STREET ROBBERY	0	0	0	0	0	0.7	5	5	4	0	1
RESIDENTIAL ROBBERY	0	0	0	0	0	0.1	0	0	1	0	-1
AGG ASSAULT w/ GUN	0	0	0	3	3	1.1	15	5	6	10	9
AGG ASSAULT w/o GUN	1	0	1	1	3	1.4	5	7	5	-2	0
TOTAL VIOLENT	1	0	3	4	8	3.9	27	21	17	29%	59%
COMMERCIAL BURGLARY	0	0	0	0	0	0.7	2	1	1	1	1
RESIDENTIAL BURGLARY	1	0	0	0	1	1.9	6	9	14	-3	-8
SUDDEN SNATCHING	0	0	0	0	0	0.1	0	0	0	0	0
SHOPLIFTING	0	0	0	1	1	2.1	12	5	11	7	1
THEFT FROM VEHICLE	1	1	2	0	4	2.5	10	8	22	2	-12
THEFT FROM YARD	1	0	1	0	2	1.7	4	5	4	-1	0
THEFT FROM BLDG	1	0	2	1	4	2.0	8	9	11	-1	-3
OTHER LARCENY	0	0	0	0	0	0.2	1	1	1	0	0
AUTO THEFT	1	1	1	1	4	2.5	12	14	9	-2	3
TOTAL PROPERTY	5	2	6	3	16	13.6	55	52	73	6%	-25%
TOTAL PART I	6	2	9	7	24	17.5	82	73	90	12%	-9%

Difference from Last Year 9

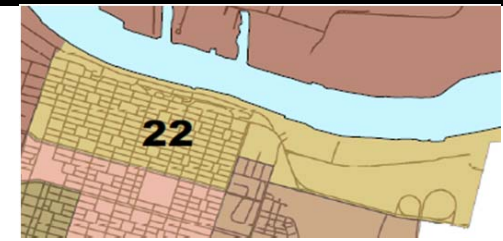
Statistics are based on UCR criteria, not GA Criminal Code.

* Rape Code 11A is the historical definition of rape (aka Legacy Rape); Rape Codes 11B and 11C are those moved from Part II to Part I in 2017.

Statistics are preliminary, based on RMS data at the time prepared, and are subject to change due to late reports, reclassifications, updated locations, etc.

Shots Fired Calls	Week Ending 04/29/17	Week Ending 04/29/17	Week Ending 05/13/17	Week Ending 05/20/17	28 Days Ending 05/20/17	28 Day Average 2016	YTD 2017	YTD 2016	YTD 2015	Change 16 to 17	Change vs. 2015
53S ShotSpotter Calls	0	0	0	0	0	0.0	0	0	0	0%	0%
Sig 53 Shots Fired Calls	5	1	0	7	13	9.3	40	45	29	-11%	38%

BEAT 22
Downtown Precinct
Week Ending 05/20/17



	Last 4 Weeks				28 Days Ending 05/20/17	28 Day Average 2016	YTD 2017	YTD 2016	YTD 2015	Change 16 to 17	Change vs. 2015
	Ending 04/29/17	Ending 05/06/17	Ending 05/13/17	Ending 05/20/17							
HOMICIDE	0	0	0	0	0	0.0	0	0	0	0	0
RAPE (11A) *	0	0	0	0	0	0.4	2	0	4	2	-2
RAPE (11B & 11C) *	0	0	1	0	1	0.2	1	1	0	0	1
COMMERCIAL ROBBERY	0	0	0	0	0	0.1	0	0	0	0	0
STREET ROBBERY	0	0	1	0	1	3.4	4	9	8	-5	-4
RESIDENTIAL ROBBERY	0	0	0	0	0	0.0	0	0	0	0	0
AGG ASSAULT w/ GUN	0	1	0	0	1	0.6	2	2	1	0	1
AGG ASSAULT w/o GUN	0	0	0	0	0	0.9	4	3	0	1	4
TOTAL VIOLENT	0	1	2	0	3	5.6	13	15	13	-13%	0%
COMMERCIAL BURGLARY	0	0	0	2	2	0.8	6	3	4	3	2
RESIDENTIAL BURGLARY	0	0	0	0	0	0.5	0	5	0	-5	0
SUDDEN SNATCHING	1	0	0	0	1	2.9	15	14	10	1	5
SHOPLIFTING	1	1	1	0	3	3.0	17	20	6	-3	11
THEFT FROM VEHICLE	1	3	0	2	6	10.9	27	59	21	-32	6
THEFT FROM YARD	1	1	0	1	3	3.1	23	20	14	3	9
THEFT FROM BLDG	2	1	1	2	6	8.0	33	46	29	-13	4
OTHER LARCENY	0	0	0	0	0	0.4	3	2	0	1	3
AUTO THEFT	0	0	0	0	0	3.1	9	13	5	-4	4
TOTAL PROPERTY	6	6	2	7	21	32.7	133	182	89	-27%	49%
TOTAL PART I	6	7	4	7	24	38.3	146	197	102	-26%	43%

Difference from Last Year -51

Statistics are based on UCR criteria, not GA Criminal Code.

* Rape Code 11A is the historical definition of rape (aka Legacy Rape); Rape Codes 11B and 11C are those moved from Part II to Part I in 2017.

Statistics are preliminary, based on RMS data at the time prepared, and are subject to change due to late reports, reclassifications, updated locations, etc.

Shots Fired Calls	Week Ending 04/29/17	Week Ending 04/29/17	Week Ending 05/13/17	Week Ending 05/20/17	28 Days Ending 05/20/17	28 Day Average 2016	YTD 2017	YTD 2016	YTD 2015	Change 16 to 17	Change vs. 2015
53S ShotSpotter Calls	0	0	1	0	1	1.2	5	5	3	0%	0%
Sig 53 Shots Fired Calls	0	1	1	1	3	1.8	10	12	11	-17%	-9%

BEAT 23

Downtown Precinct

Week Ending 05/20/17



	Last 4 Weeks				28 Days Ending 05/20/17	28 Day Average 2016	YTD 2017	YTD 2016	YTD 2015	Change 16 to 17	Change vs. 2015
	Ending 04/29/17	Ending 05/06/17	Ending 05/13/17	Ending 05/20/17							
HOMICIDE	0	0	0	0	0	0.0	2	0	0	2	2
RAPE (11A) *	0	0	0	0	0	0.1	1	1	1	0	0
RAPE (11B & 11C) *	0	0	0	0	0	0.0	2	0	0	2	2
COMMERCIAL ROBBERY	0	0	0	0	0	0.0	0	0	0	0	0
STREET ROBBERY	0	0	0	0	0	1.7	2	7	5	-5	-3
RESIDENTIAL ROBBERY	0	0	0	0	0	0.2	0	0	1	0	-1
AGG ASSAULT w/ GUN	0	0	0	0	0	0.6	1	2	2	-1	-1
AGG ASSAULT w/o GUN	0	0	1	1	2	0.8	5	4	1	1	4
TOTAL VIOLENT	0	0	1	1	2	3.3	13	14	10	-7%	30%
COMMERCIAL BURGLARY	0	0	0	0	0	0.1	1	0	0	1	1
RESIDENTIAL BURGLARY	0	0	0	1	1	1.3	3	3	3	0	0
SUDDEN SNATCHING	0	1	0	0	1	0.4	2	2	2	0	0
SHOPLIFTING	1	0	1	0	2	2.0	7	7	7	0	0
THEFT FROM VEHICLE	2	1	1	1	5	4.4	17	30	14	-13	3
THEFT FROM YARD	0	0	1	0	1	1.7	4	5	3	-1	1
THEFT FROM BLDG	0	0	2	2	4	3.1	16	20	13	-4	3
OTHER LARCENY	0	0	0	0	0	0.3	1	0	0	1	1
AUTO THEFT	0	0	0	1	1	2.0	4	8	8	-4	-4
TOTAL PROPERTY	3	2	5	5	15	15.3	55	75	50	-27%	10%
TOTAL PART I	3	2	6	6	17	18.6	68	89	60	-24%	13%

Difference from Last Year -21

Statistics are based on UCR criteria, not GA Criminal Code.

* Rape Code 11A is the historical definition of rape (aka Legacy Rape); Rape Codes 11B and 11C are those moved from Part II to Part I in 2017.

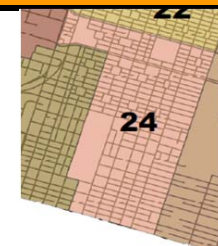
Statistics are preliminary, based on RMS data at the time prepared, and are subject to change due to late reports, reclassifications, updated locations, etc.

Shots Fired Calls	Week Ending 04/29/17	Week Ending 04/29/17	Week Ending 05/13/17	Week Ending 05/20/17	28 Days Ending 05/20/17	28 Day Average 2016	YTD 2017	YTD 2016	YTD 2015	Change 16 to 17	Change vs. 2015
53S ShotSpotter Calls	0	0	0	1	1	3.5	13	22	14	0%	0%
Sig 53 Shots Fired Calls	0	0	0	1	1	3.5	9	18	16	-50%	-44%

BEAT 24

Downtown Precinct

Week Ending 05/20/17



	Last 4 Weeks				28 Days Ending 05/20/17	28 Day Average 2016	YTD 2017	YTD 2016	YTD 2015	Change 16 to 17	Change vs. 2015
	Ending 04/29/17	Ending 05/06/17	Ending 05/13/17	Ending 05/20/17							
HOMICIDE	0	0	0	0	0	0.1	0	0	0	0	0
RAPE (11A) *	0	0	0	0	0	0.2	1	0	1	1	0
RAPE (11B & 11C) *	0	0	0	0	0	0.2	0	0	0	0	0
COMMERCIAL ROBBERY	0	0	0	0	0	0.1	1	0	1	1	0
STREET ROBBERY	1	0	0	0	1	3.1	10	13	6	-3	4
RESIDENTIAL ROBBERY	0	0	0	0	0	0.2	0	0	1	0	-1
AGG ASSAULT w/ GUN	0	0	0	0	0	0.1	1	0	1	1	0
AGG ASSAULT w/o GUN	0	0	1	1	2	0.5	3	1	1	2	2
TOTAL VIOLENT	1	0	1	1	3	4.3	16	14	11	14%	45%
COMMERCIAL BURGLARY	0	0	0	0	0	0.5	1	1	1	0	0
RESIDENTIAL BURGLARY	0	0	0	0	0	1.5	5	7	5	-2	0
SUDDEN SNATCHING	0	0	0	0	0	0.5	0	3	4	-3	-4
SHOPLIFTING	1	3	1	0	5	5.0	15	21	47	-6	-32
THEFT FROM VEHICLE	2	1	2	2	7	10.3	53	65	46	-12	7
THEFT FROM YARD	2	2	1	2	7	5.1	35	22	28	13	7
THEFT FROM BLDG	1	1	3	1	6	3.7	18	21	16	-3	2
OTHER LARCENY	0	0	0	1	1	0.8	3	4	6	-1	-3
AUTO THEFT	0	3	0	1	4	3.3	19	12	10	7	9
TOTAL PROPERTY	6	10	7	7	30	30.7	149	156	163	-4%	-9%
TOTAL PART I	7	10	8	8	33	35.0	165	170	174	-3%	-5%

Difference from Last Year -5

Statistics are based on UCR criteria, not GA Criminal Code.

* Rape Code 11A is the historical definition of rape (aka Legacy Rape); Rape Codes 11B and 11C are those moved from Part II to Part I in 2017.

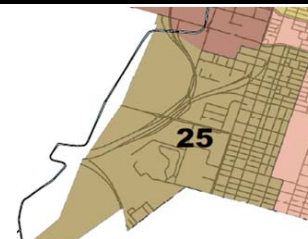
Statistics are preliminary, based on RMS data at the time prepared, and are subject to change due to late reports, reclassifications, updated locations, etc.

Shots Fired Calls	Week Ending 04/29/17	Week Ending 04/29/17	Week Ending 05/13/17	Week Ending 05/20/17	28 Days Ending 05/20/17	28 Day Average 2016	YTD 2017	YTD 2016	YTD 2015	Change 16 to 17	Change vs. 2015
53S ShotSpotter Calls	0	0	0	0	0	3.8	13	24	10	0%	0%
Sig 53 Shots Fired Calls	1	4	2	3	10	8.8	37	43	21	-14%	76%

BEAT 25

Downtown Precinct

Week Ending 05/20/17



	Last 4 Weeks				28 Days Ending 05/20/17	28 Day Average 2016	YTD 2017	YTD 2016	YTD 2015	Change 16 to 17	Change vs. 2015
	Ending 04/29/17	Ending 05/06/17	Ending 05/13/17	Ending 05/20/17							
HOMICIDE	0	0	0	0	0	0.0	0	0	1	0	-1
RAPE (11A) *	0	0	0	0	0	0.1	0	1	0	-1	0
RAPE (11B & 11C) *	0	0	0	0	0	0.2	0	2	0	-2	0
COMMERCIAL ROBBERY	0	1	0	0	1	0.1	1	1	2	0	-1
STREET ROBBERY	0	2	0	1	3	2.4	10	13	4	-3	6
RESIDENTIAL ROBBERY	0	0	0	0	0	0.0	0	0	0	0	0
AGG ASSAULT w/ GUN	1	0	0	0	1	0.9	3	4	7	-1	-4
AGG ASSAULT w/o GUN	0	0	1	0	1	0.8	4	3	1	1	3
TOTAL VIOLENT	1	3	1	1	6	4.5	18	24	15	-25%	20%
COMMERCIAL BURGLARY	0	0	0	0	0	1.6	2	9	2	-7	0
RESIDENTIAL BURGLARY	0	0	0	1	1	1.7	3	10	5	-7	-2
SUDDEN SNATCHING	0	1	0	0	1	0.2	2	1	0	1	2
SHOPLIFTING	0	2	1	1	4	4.0	25	7	8	18	17
THEFT FROM VEHICLE	2	2	3	5	12	9.5	37	46	21	-9	16
THEFT FROM YARD	0	1	0	2	3	2.3	17	12	8	5	9
THEFT FROM BLDG	1	1	0	1	3	2.3	14	11	14	3	0
OTHER LARCENY	0	0	0	0	0	0.3	0	3	1	-3	-1
AUTO THEFT	0	1	3	0	4	3.2	18	17	11	1	7
TOTAL PROPERTY	3	8	7	10	28	25.0	118	116	70	2%	69%
TOTAL PART I	4	11	8	11	34	29.5	136	140	85	-3%	60%

Difference from Last Year -4

Statistics are based on UCR criteria, not GA Criminal Code.

* Rape Code 11A is the historical definition of rape (aka Legacy Rape); Rape Codes 11B and 11C are those moved from Part II to Part I in 2017.

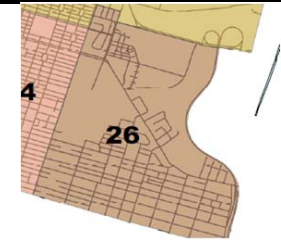
Statistics are preliminary, based on RMS data at the time prepared, and are subject to change due to late reports, reclassifications, updated locations, etc.

Shots Fired Calls	Week Ending 04/29/17	Week Ending 04/29/17	Week Ending 05/13/17	Week Ending 05/20/17	28 Days Ending 05/20/17	28 Day Average 2016	YTD 2017	YTD 2016	YTD 2015	Change 16 to 17	Change vs. 2015
53S ShotSpotter Calls	4	0	0	0	4	6.3	22	34	21	0%	0%
Sig 53 Shots Fired Calls	1	0	0	1	2	6.4	21	45	23	-53%	-9%

BEAT 26

Downtown Precinct

Week Ending 05/20/17



	Last 4 Weeks				28 Days Ending 05/20/17	28 Day Average 2016	YTD 2017	YTD 2016	YTD 2015	Change 16 to 17	Change vs. 2015
	Ending 04/29/17	Ending 05/06/17	Ending 05/13/17	Ending 05/20/17							
HOMICIDE	0	0	0	0	0	0.2	1	1	0	0	1
RAPE (11A) *	0	0	0	0	0	0.1	0	0	0	0	0
RAPE (11B & 11C) *	0	0	0	0	0	0.5	1	1	0	0	1
COMMERCIAL ROBBERY	0	0	0	0	0	0.0	0	0	0	0	0
STREET ROBBERY	0	0	0	0	0	1.7	8	14	6	-6	2
RESIDENTIAL ROBBERY	0	0	0	0	0	0.1	1	1	1	0	0
AGG ASSAULT w/ GUN	0	0	1	0	1	2.3	4	17	2	-13	2
AGG ASSAULT w/o GUN	0	0	0	0	0	1.1	8	2	3	6	5
TOTAL VIOLENT	0	0	1	0	1	5.9	23	36	12	-36%	92%
COMMERCIAL BURGLARY	0	0	0	0	0	1.3	2	4	1	-2	1
RESIDENTIAL BURGLARY	2	1	0	1	4	4.1	13	22	16	-9	-3
SUDDEN SNATCHING	0	0	0	0	0	0.0	1	0	1	1	0
SHOPLIFTING	0	0	1	0	1	2.4	7	11	7	-4	0
THEFT FROM VEHICLE	0	0	0	0	0	4.6	27	12	13	15	14
THEFT FROM YARD	1	0	0	2	3	1.7	10	9	12	1	-2
THEFT FROM BLDG	0	0	0	0	0	1.9	7	14	8	-7	-1
OTHER LARCENY	0	0	1	0	1	0.5	3	3	0	0	3
AUTO THEFT	0	0	1	1	2	2.1	8	8	13	0	-5
TOTAL PROPERTY	3	1	3	4	11	18.7	78	83	71	-6%	10%
TOTAL PART I	3	1	4	4	12	24.6	101	119	83	-15%	22%

Difference from Last Year -18

Statistics are based on UCR criteria, not GA Criminal Code.

* Rape Code 11A is the historical definition of rape (aka Legacy Rape); Rape Codes 11B and 11C are those moved from Part II to Part I in 2017.

Statistics are preliminary, based on RMS data at the time prepared, and are subject to change due to late reports, reclassifications, updated locations, etc.

Shots Fired Calls	Week Ending 04/29/17	Week Ending 04/29/17	Week Ending 05/13/17	Week Ending 05/20/17	28 Days Ending 05/20/17	28 Day Average 2016	YTD 2017	YTD 2016	YTD 2015	Change 16 to 17	Change vs. 2015
53S ShotSpotter Calls	1	2	1	2	6	15.6	38	96	29	0%	0%
Sig 53 Shots Fired Calls	3	3	3	2	11	13.3	56	50	39	12%	44%



COMPSTAT CENTRAL PRECINCT Week Ending 05/20/17

PRECINCT COMMANDER:

CAPT. BEN HERRON



	Week Ending 05/20/17	Week Ending 05/13/17	Weekly Avg 2016	28-Day Ending 05/20/17	28-Day Ending 4/22/17	Avg 28-Day 2016	YTD 2017	YTD 2016	YTD 2015	Change 16 to 17	Change vs. 2015
HOMICIDE	0	0	0	4	0	2	5	11	6	-6	-1
RAPE (11A) *	0	0	0	2	2	1	5	6	3	-1	2
RAPE (11B & 11C) *	1	0	0	1	0	1	6	3	4	3	2
COMMERCIAL ROBBERY	0	0	0	0	1	1	6	8	3	-2	3
STREET ROBBERY	4	2	2	8	4	8	22	28	32	-6	-10
RESIDENTIAL ROBBERY	0	0	0	1	2	1	4	5	2	-1	2
AGG ASSAULT w/ GUN	3	4	1	15	12	5	44	26	35	18	9
AGG ASSAULT w/o GUN	1	3	1	10	6	4	30	16	16	14	14
TOTAL VIOLENT	9	9	6	41	27	23	122	103	101	18%	21%
COMMERCIAL BURGLARY	0	0	2	1	2	8	10	30	29	-20	-19
RESIDENTIAL BURGLARY	3	5	7	18	16	30	81	91	138	-10	-57
SUDDEN SNATCHING	0	0	0	1	3	1	11	10	5	1	6
SHOPLIFTING	7	5	3	22	10	13	91	56	35	35	56
THEFT FROM VEHICLE	14	9	9	46	42	35	191	174	198	17	-7
THEFT FROM YARD	4	5	4	23	20	17	87	66	69	21	18
THEFT FROM BLDG	5	8	6	20	12	23	65	106	72	-41	-7
OTHER LARCENY	0	1	0	2	3	2	15	8	17	7	-2
AUTO THEFT	5	4	4	21	8	18	77	86	90	-9	-13
TOTAL PROPERTY	38	37	37	154	116	146	628	627	653	0%	-4%
TOTAL PART I	47	46	42	195	143	169	750	730	754	3%	-1%

Statistics are based on UCR criteria, not GA Criminal Code.

Difference from Last Year 20

Statistics are preliminary, based on RMS data at the time prepared, and are subject to change due to late reports, reclassifications, updated locations, etc.

Cell Shading: white is within 0.6 standard deviation of the mean; red is above; green is below.

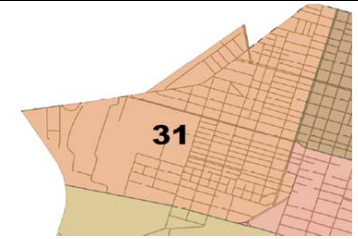
* Rape Code 11A is the historical definition of rape (aka Legacy Rape); Rape Codes 11B and 11C are those moved from Part II to Part I in 2017.

Citizen Initiated Calls	Week Ending 05/20/17	Week Ending 05/13/17	Weekly Avg 2015	28-Day Ending 05/20/17	28-Day Ending 4/22/17	Avg 28-Day 2016	YTD 2017	YTD 2016	YTD 2015	Change 16 to 17	Change vs. 2015
Midnight Shift	117	139	126	532	433	503	2185	2515	2370	-330	-185
Day Shift	287	254	271	1007	1014	1085	4872	5099	4779	-227	93
Afternoon Shift	314	292	294	1194	1130	1176	5271	5565	5512	-294	-241
TOTAL CITIZEN CFS	718	685	691	2733	2577	2764	12328	13179	12661	-6.5%	-2.6%
53S ShotSpotter Calls	3	9	12	42	42	49	272	320	142	-48	130
Sig 53 Shots Fired Calls	19	15	19	82	86	74	386	368	324	18	62

BEAT 31

Central Precinct

Week Ending 05/20/17



	Last 4 Weeks				28 Days Ending 05/20/17	28 Day Average 2016	YTD 2017	YTD 2016	YTD 2015	Change 16 to 17	Change vs. 2015
	Ending 04/29/17	Ending 05/06/17	Ending 05/13/17	Ending 05/20/17							
HOMICIDE	0	0	0	0	0	0.2	0	1	1	-1	-1
RAPE (11A) *	2	0	0	0	2	0.0	2	0	1	2	1
RAPE (11B & 11C) *	0	0	0	0	0	0.2	0	1	0	-1	0
COMMERCIAL ROBBERY	0	0	0	0	0	0.1	0	1	0	-1	0
STREET ROBBERY	0	0	0	1	1	0.8	3	2	8	1	-5
RESIDENTIAL ROBBERY	1	0	0	0	1	0.2	2	2	1	0	1
AGG ASSAULT w/ GUN	1	0	0	0	1	1.5	13	8	12	5	1
AGG ASSAULT w/o GUN	2	2	1	1	6	0.8	11	1	4	10	7
TOTAL VIOLENT	6	2	1	2	11	4.0	31	16	27	94%	15%
COMMERCIAL BURGLARY	0	0	0	0	0	0.5	2	3	4	-1	-2
RESIDENTIAL BURGLARY	3	2	3	2	10	6.0	37	22	31	15	6
SUDDEN SNATCHING	0	0	0	0	0	0.3	4	3	1	1	3
SHOPLIFTING	0	0	0	2	2	0.5	2	1	0	1	2
THEFT FROM VEHICLE	3	0	3	0	6	2.8	20	15	21	5	-1
THEFT FROM YARD	1	0	1	0	2	1.8	7	8	6	-1	1
THEFT FROM BLDG	0	0	1	0	1	2.4	5	9	10	-4	-5
OTHER LARCENY	0	0	0	0	0	0.3	1	2	1	-1	0
AUTO THEFT	0	4	2	0	6	3.0	15	17	16	-2	-1
TOTAL PROPERTY	7	6	10	4	27	17.6	93	80	90	16%	3%
TOTAL PART I	13	8	11	6	38	21.6	124	96	117	29%	6%

Difference from Last Year 28

Statistics are based on UCR criteria, not GA Criminal Code.

* Rape Code 11A is the historical definition of rape (aka Legacy Rape); Rape Codes 11B and 11C are those moved from Part II to Part I in 2017.

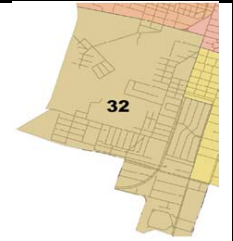
Statistics are preliminary, based on RMS data at the time prepared, and are subject to change due to late reports, reclassifications, updated locations, etc.

Shots Fired Calls	Week Ending 04/29/17	Week Ending 04/29/17	Week Ending 05/13/17	Week Ending 05/20/17	28 Days Ending 05/20/17	28 Day Average 2016	YTD 2017	YTD 2016	YTD 2015	Change 16 to 17	Change vs. 2015
53S ShotSpotter Calls	7	7	4	0	18	16.8	99	108	62	0%	0%
Sig 53 Shots Fired Calls	10	7	0	6	23	13.7	93	59	67	58%	39%

BEAT 32

Central Precinct

Week Ending 05/20/17



	Last 4 Weeks				28 Days Ending 05/20/17	28 Day Average 2016	YTD 2017	YTD 2016	YTD 2015	Change 16 to 17	Change vs. 2015
	Ending 04/29/17	Ending 05/06/17	Ending 05/13/17	Ending 05/20/17							
HOMICIDE	0	0	0	0	0	0.3	0	2	1	-2	-1
RAPE (11A) *	0	0	0	0	0	0.1	0	1	1	-1	-1
RAPE (11B & 11C) *	0	0	0	0	0	0.0	0	0	0	0	0
COMMERCIAL ROBBERY	0	0	0	0	0	0.4	0	3	1	-3	-1
STREET ROBBERY	0	0	0	0	0	1.1	0	6	0	-6	0
RESIDENTIAL ROBBERY	0	0	0	0	0	0.0	0	0	0	0	0
AGG ASSAULT w/ GUN	0	1	0	1	2	1.0	5	5	4	0	1
AGG ASSAULT w/o GUN	1	1	0	0	2	0.5	5	2	4	3	1
TOTAL VIOLENT	1	2	0	1	4	3.4	10	19	11	-47%	-9%
COMMERCIAL BURGLARY	0	1	0	0	1	1.8	5	4	3	1	2
RESIDENTIAL BURGLARY	1	2	0	0	3	4.5	12	14	21	-2	-9
SUDDEN SNATCHING	0	0	0	0	0	0.2	1	2	1	-1	0
SHOPLIFTING	1	0	0	2	3	2.1	16	10	9	6	7
THEFT FROM VEHICLE	3	1	0	1	5	4.3	11	29	14	-18	-3
THEFT FROM YARD	3	0	0	2	5	1.8	10	5	7	5	3
THEFT FROM BLDG	0	1	4	0	5	2.7	14	17	11	-3	3
OTHER LARCENY	0	0	1	0	1	0.1	3	1	3	2	0
AUTO THEFT	2	1	0	1	4	2.8	10	13	14	-3	-4
TOTAL PROPERTY	10	6	5	6	27	20.2	82	95	83	-14%	-1%
TOTAL PART I	11	8	5	7	31	23.6	92	114	94	-19%	-2%

Difference from Last Year -22

Statistics are based on UCR criteria, not GA Criminal Code.

* Rape Code 11A is the historical definition of rape (aka Legacy Rape); Rape Codes 11B and 11C are those moved from Part II to Part I in 2017.

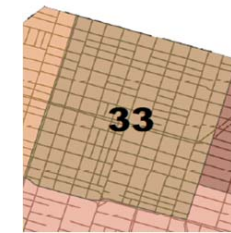
Statistics are preliminary, based on RMS data at the time prepared, and are subject to change due to late reports, reclassifications, updated locations, etc.

Shots Fired Calls	Week Ending 04/29/17	Week Ending 04/29/17	Week Ending 05/13/17	Week Ending 05/20/17	28 Days Ending 05/20/17	28 Day Average 2016	YTD 2017	YTD 2016	YTD 2015	Change 16 to 17	Change vs. 2015
53S ShotSpotter Calls	0	0	0	0	0	0.1	0	1	0	0%	0%
Sig 53 Shots Fired Calls	3	1	1	5	10	9.4	39	25	34	56%	15%

BEAT 33

Central Precinct

Week Ending 05/20/17



	Last 4 Weeks				28 Days Ending 05/20/17	28 Day Average 2016	YTD 2017	YTD 2016	YTD 2015	Change 16 to 17	Change vs. 2015
	Ending 04/29/17	Ending 05/06/17	Ending 05/13/17	Ending 05/20/17							
HOMICIDE	0	0	0	0	0	0.8	0	5	1	-5	-1
RAPE (11A) *	0	0	0	0	0	0.4	0	2	1	-2	-1
RAPE (11B & 11C) *	0	0	0	0	0	0.2	2	0	0	2	2
COMMERCIAL ROBBERY	0	0	0	0	0	0.2	2	2	0	0	2
STREET ROBBERY	0	1	1	1	3	2.1	11	7	9	4	2
RESIDENTIAL ROBBERY	0	0	0	0	0	0.1	0	1	1	-1	-1
AGG ASSAULT w/ GUN	2	0	0	1	3	0.4	6	2	6	4	0
AGG ASSAULT w/o GUN	0	0	0	0	0	0.8	6	5	1	1	5
TOTAL VIOLENT	2	1	1	2	6	5.0	27	24	19	13%	42%
COMMERCIAL BURGLARY	0	0	0	0	0	2.4	2	12	14	-10	-12
RESIDENTIAL BURGLARY	0	0	0	0	0	3.8	5	11	14	-6	-9
SUDDEN SNATCHING	1	0	0	0	1	0.5	2	4	2	-2	0
SHOPLIFTING	0	0	0	0	0	2.1	15	11	8	4	7
THEFT FROM VEHICLE	3	1	1	2	7	8.1	49	43	38	6	11
THEFT FROM YARD	2	1	1	1	5	6.0	27	31	21	-4	6
THEFT FROM BLDG	0	1	1	2	4	4.8	10	28	9	-18	1
OTHER LARCENY	0	0	0	0	0	0.5	2	3	4	-1	-2
AUTO THEFT	1	2	0	0	3	3.4	11	18	18	-7	-7
TOTAL PROPERTY	7	5	3	5	20	31.7	123	161	128	-24%	-4%
TOTAL PART I	9	6	4	7	26	36.6	150	185	147	-19%	2%

Difference from Last Year -35

Statistics are based on UCR criteria, not GA Criminal Code.

* Rape Code 11A is the historical definition of rape (aka Legacy Rape); Rape Codes 11B and 11C are those moved from Part II to Part I in 2017.

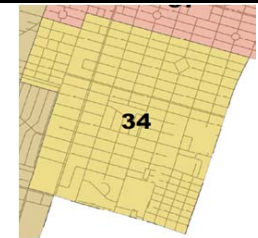
Statistics are preliminary, based on RMS data at the time prepared, and are subject to change due to late reports, reclassifications, updated locations, etc.

Shots Fired Calls	Week Ending 04/29/17	Week Ending 04/29/17	Week Ending 05/13/17	Week Ending 05/20/17	28 Days Ending 05/20/17	28 Day Average 2016	YTD 2017	YTD 2016	YTD 2015	Change 16 to 17	Change vs. 2015
53S ShotSpotter Calls	2	3	0	1	6	5.4	29	35	16	0%	0%
Sig 53 Shots Fired Calls	5	3	2	2	12	12.8	56	80	54	-30%	4%

BEAT 34

Central Precinct

Week Ending 05/20/17



	Last 4 Weeks				28 Days Ending 05/20/17	28 Day Average 2016	YTD 2017	YTD 2016	YTD 2015	Change 16 to 17	Change vs. 2015
	Ending 04/29/17	Ending 05/06/17	Ending 05/13/17	Ending 05/20/17							
HOMICIDE	0	1	0	0	1	0.0	1	0	0	1	1
RAPE (11A) *	0	0	0	0	0	0.1	2	1	0	1	2
RAPE (11B & 11C) *	0	0	0	1	1	0.2	2	1	3	1	-1
COMMERCIAL ROBBERY	0	0	0	0	0	0.2	3	1	1	2	2
STREET ROBBERY	1	0	0	1	2	0.8	3	1	4	2	-1
RESIDENTIAL ROBBERY	0	0	0	0	0	0.2	0	0	0	0	0
AGG ASSAULT w/ GUN	1	0	0	0	1	0.5	5	1	4	4	1
AGG ASSAULT w/o GUN	0	0	0	0	0	0.5	3	5	1	-2	2
TOTAL VIOLENT	2	1	0	2	5	2.4	19	10	13	90%	46%
COMMERCIAL BURGLARY	0	0	0	0	0	1.4	0	5	3	-5	-3
RESIDENTIAL BURGLARY	0	1	0	0	1	4.4	6	9	13	-3	-7
SUDDEN SNATCHING	0	0	0	0	0	0.1	2	0	0	2	2
SHOPLIFTING	0	3	2	2	7	4.4	32	22	9	10	23
THEFT FROM VEHICLE	3	4	2	4	13	7.0	43	30	40	13	3
THEFT FROM YARD	0	1	3	0	4	2.6	23	4	17	19	6
THEFT FROM BLDG	1	0	2	1	4	5.3	19	29	11	-10	8
OTHER LARCENY	0	0	0	0	0	0.3	3	1	2	2	1
AUTO THEFT	0	1	0	1	2	3.4	13	19	12	-6	1
TOTAL PROPERTY	4	10	9	8	31	28.8	141	119	107	18%	32%
TOTAL PART I	6	11	9	10	36	31.1	160	129	120	24%	33%

Difference from Last Year 31

Statistics are based on UCR criteria, not GA Criminal Code.

* Rape Code 11A is the historical definition of rape (aka Legacy Rape); Rape Codes 11B and 11C are those moved from Part II to Part I in 2017.

Statistics are preliminary, based on RMS data at the time prepared, and are subject to change due to late reports, reclassifications, updated locations, etc.

Shots Fired Calls	Week Ending 04/29/17	Week Ending 04/29/17	Week Ending 05/13/17	Week Ending 05/20/17	28 Days Ending 05/20/17	28 Day Average 2016	YTD 2017	YTD 2016	YTD 2015	Change 16 to 17	Change vs. 2015
53S ShotSpotter Calls	0	0	0	0	0	0.2	0	2	1	0%	0%
Sig 53 Shots Fired Calls	4	1	3	1	9	7.4	41	35	42	17%	-2%

BEAT 35

Central Precinct

Week Ending 05/20/17



	Last 4 Weeks				28 Days Ending 05/20/17	28 Day Average 2016	YTD 2017	YTD 2016	YTD 2015	Change 16 to 17	Change vs. 2015
	Ending 04/29/17	Ending 05/06/17	Ending 05/13/17	Ending 05/20/17							
HOMICIDE	3	0	0	0	3	0.5	4	3	3	1	1
RAPE (11A) *	0	0	0	0	0	0.2	1	1	0	0	1
RAPE (11B & 11C) *	0	0	0	0	0	0.2	2	1	1	1	1
COMMERCIAL ROBBERY	0	0	0	0	0	0.1	0	0	0	0	0
STREET ROBBERY	0	0	1	0	1	1.5	2	5	6	-3	-4
RESIDENTIAL ROBBERY	0	0	0	0	0	0.4	2	2	0	0	2
AGG ASSAULT w/ GUN	1	1	4	1	7	1.2	11	4	7	7	4
AGG ASSAULT w/o GUN	0	0	1	0	1	1.2	4	2	3	2	1
TOTAL VIOLENT	4	1	6	1	12	5.3	26	18	20	44%	30%
COMMERCIAL BURGLARY	0	0	0	0	0	1.0	0	1	4	-1	-4
RESIDENTIAL BURGLARY	0	0	2	1	3	8.0	18	27	43	-9	-25
SUDDEN SNATCHING	0	0	0	0	0	0.2	1	1	0	0	1
SHOPLIFTING	0	0	0	0	0	0.3	3	2	4	1	-1
THEFT FROM VEHICLE	0	1	1	1	3	5.0	21	23	26	-2	-5
THEFT FROM YARD	4	2	0	1	7	2.1	15	8	7	7	8
THEFT FROM BLDG	1	2	0	2	5	4.9	10	15	14	-5	-4
OTHER LARCENY	0	0	0	0	0	0.3	3	1	2	2	1
AUTO THEFT	0	0	1	2	3	3.9	14	12	19	2	-5
TOTAL PROPERTY	5	5	4	7	21	25.6	85	90	119	-6%	-29%
TOTAL PART I	9	6	10	8	33	30.9	111	108	139	3%	-20%

Difference from Last Year 3

Statistics are based on UCR criteria, not GA Criminal Code.

* Rape Code 11A is the historical definition of rape (aka Legacy Rape); Rape Codes 11B and 11C are those moved from Part II to Part I in 2017.

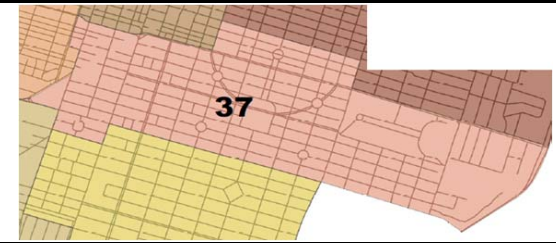
Statistics are preliminary, based on RMS data at the time prepared, and are subject to change due to late reports, reclassifications, updated locations, etc.

Shots Fired Calls	Week Ending 04/29/17	Week Ending 04/29/17	Week Ending 05/13/17	Week Ending 05/20/17	28 Days Ending 05/20/17	28 Day Average 2016	YTD 2017	YTD 2016	YTD 2015	Change 16 to 17	Change vs. 2015
53S ShotSpotter Calls	7	2	5	0	14	23.4	120	146	49	0%	0%
Sig 53 Shots Fired Calls	10	1	4	3	18	18.2	100	105	67	-5%	49%

BEAT 37

Central Precinct

Week Ending 05/20/17



	Last 4 Weeks				28 Days Ending 05/20/17	28 Day Average 2016	YTD 2017	YTD 2016	YTD 2015	Change 16 to 17	Change vs. 2015
	Ending 04/29/17	Ending 05/06/17	Ending 05/13/17	Ending 05/20/17							
HOMICIDE	0	0	0	0	0	0.1	0	0	0	0	0
RAPE (11A) *	0	0	0	0	0	0.1	0	1	0	-1	0
RAPE (11B & 11C) *	0	0	0	0	0	0.2	0	0	0	0	0
COMMERCIAL ROBBERY	0	0	0	0	0	0.1	1	1	1	0	0
STREET ROBBERY	0	0	0	1	1	1.5	3	7	5	-4	-2
RESIDENTIAL ROBBERY	0	0	0	0	0	0.0	0	0	0	0	0
AGG ASSAULT w/ GUN	1	0	0	0	1	0.5	4	6	2	-2	2
AGG ASSAULT w/o GUN	0	0	1	0	1	0.2	1	1	3	0	-2
TOTAL VIOLENT	1	0	1	1	3	2.6	9	16	11	-44%	-18%
COMMERCIAL BURGLARY	0	0	0	0	0	1.3	1	5	1	-4	0
RESIDENTIAL BURGLARY	0	1	0	0	1	3.1	3	8	16	-5	-13
SUDDEN SNATCHING	0	0	0	0	0	0.2	1	0	1	1	0
SHOPLIFTING	5	1	3	1	10	3.3	23	10	5	13	18
THEFT FROM VEHICLE	3	1	2	6	12	7.3	47	34	59	13	-12
THEFT FROM YARD	0	0	0	0	0	3.1	5	10	11	-5	-6
THEFT FROM BLDG	0	1	0	0	1	2.4	7	8	17	-1	-10
OTHER LARCENY	1	0	0	0	1	0.2	3	0	5	3	-2
AUTO THEFT	1	0	1	1	3	1.4	14	7	11	7	3
TOTAL PROPERTY	10	4	6	8	28	22.2	104	82	126	27%	-17%
TOTAL PART I	11	4	7	9	31	24.8	113	98	137	15%	-18%

Difference from Last Year 15

Statistics are based on UCR criteria, not GA Criminal Code.

* Rape Code 11A is the historical definition of rape (aka Legacy Rape); Rape Codes 11B and 11C are those moved from Part II to Part I in 2017.

Statistics are preliminary, based on RMS data at the time prepared, and are subject to change due to late reports, reclassifications, updated locations, etc.

Shots Fired Calls	Week Ending 04/29/17	Week Ending 04/29/17	Week Ending 05/13/17	Week Ending 05/20/17	28 Days Ending 05/20/17	28 Day Average 2016	YTD 2017	YTD 2016	YTD 2015	Change 16 to 17	Change vs. 2015
53S ShotSpotter Calls	1	1	0	2	4	3.5	24	28	14	0%	0%
Sig 53 Shots Fired Calls	2	1	5	2	10	12.7	57	64	60	-11%	-5%



COMPSTAT SOUTHSIDE PRECINCT Week Ending 05/20/17

PRECINCT COMMANDER:
CAPT. ASHLEY BROWN



	Week Ending 05/20/17	Week Ending 05/13/17	Weekly Avg 2016	28-Day Ending 05/20/17	28-Day Ending 4/22/17	Avg 28-Day 2016	YTD 2017	YTD 2016	YTD 2015	Change 16 to 17	Change vs. 2015
HOMICIDE	0	0	0	0	0	0	1	2	2	-1	-1
RAPE (11A) *	0	0	0	0	0	1	1	6	2	-5	-1
RAPE (11B & 11C) *	0	0	0	0	0	1	1	4	0	-3	1
COMMERCIAL ROBBERY	0	1	1	2	0	2	12	12	5	0	7
STREET ROBBERY	1	1	1	4	2	2	11	13	16	-2	-5
RESIDENTIAL ROBBERY	0	0	0	0	0	0	1	1	3	0	-2
AGG ASSAULT w/ GUN	0	3	0	5	3	2	16	6	6	10	10
AGG ASSAULT w/o GUN	0	0	1	0	2	2	5	16	10	-11	-5
TOTAL VIOLENT	1	5	3	11	7	12	48	60	44	-20%	9%
COMMERCIAL BURGLARY	0	0	1	0	10	5	19	18	16	1	3
RESIDENTIAL BURGLARY	1	3	4	11	12	15	64	63	92	1	-28
SUDDEN SNATCHING	0	1	0	2	0	1	3	3	7	0	-4
SHOPLIFTING	14	12	12	49	49	49	264	269	273	-5	-9
THEFT FROM VEHICLE	20	12	5	50	35	20	170	98	119	72	51
THEFT FROM YARD	4	1	2	5	3	9	29	40	41	-11	-12
THEFT FROM BLDG	4	7	3	18	16	13	82	52	84	30	-2
OTHER LARCENY	1	0	0	2	2	2	11	7	11	4	0
AUTO THEFT	6	2	2	16	10	9	58	43	70	15	-12
TOTAL PROPERTY	50	38	30	153	137	120	700	593	713	18%	-2%
TOTAL PART I	51	43	33	164	144	132	748	653	757	15%	-1%

Statistics are based on UCR criteria, not GA Criminal Code.

Difference from Last Year 95

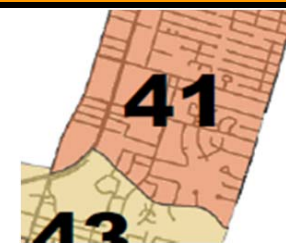
Statistics are preliminary, based on RMS data at the time prepared, and are subject to change due to late reports, reclassifications, updated locations, etc.

Cell Shading: white is within 0.6 standard deviation of the mean; red is above; green is below.

* Rape Code 11A is the historical definition of rape (aka Legacy Rape); Rape Codes 11B and 11C are those moved from Part II to Part I in 2017

Citizen Initiated Calls	Week Ending 05/20/17	Week Ending 05/13/17	Weekly Avg 2016	28-Day Ending 05/20/17	28-Day Ending 4/22/17	Avg 28-Day 2016	YTD 2017	YTD 2016	YTD 2015	Change 16 to 17	Change vs. 2015
Midnight Shift	86	101	91	333	313	364	1672	1697	1737	-25	-65
Day Shift	235	254	247	957	921	986	4577	4776	4779	-199	-202
Afternoon Shift	242	244	246	919	1019	982	4597	4624	4689	-27	-92
TOTAL CITIZEN CFS	563	599	583	2209	2253	2332	10846	11097	11205	-2.3%	-3.2%
53S ShotSpotter Calls	10	0	0	10	0	0	0	0	0	0	0
Sig 53 Shots Fired Calls	7	5	9	26	38	35	159	162	137	-3	22

BEAT 41
Southside Precinct
Week Ending 05/20/17



	Last 4 Weeks				28 Days Ending 05/20/17	28 Day Average 2016	YTD 2017	YTD 2016	YTD 2015	Change 16 to 17	Change vs. 2015
	Ending 04/29/17	Ending 05/06/17	Ending 05/13/17	Ending 05/20/17							
HOMICIDE	0	0	0	0	0	0.0	0	0	0	0	0
RAPE (11A) *	0	0	0	0	0	0.2	0	3	0	-3	0
RAPE (11B & 11C) *	0	0	0	0	0	0.0	0	0	0	0	0
COMMERCIAL ROBBERY	0	0	1	0	1	0.4	6	3	1	3	5
STREET ROBBERY	0	1	0	1	2	0.3	2	3	1	-1	1
RESIDENTIAL ROBBERY	0	0	0	0	0	0.1	0	0	1	0	-1
AGG ASSAULT w/ GUN	0	0	0	0	0	0.3	0	1	0	-1	0
AGG ASSAULT w/o GUN	0	0	0	0	0	0.5	0	3	0	-3	0
TOTAL VIOLENT	0	1	1	1	3	1.8	8	13	3	-38%	167%
COMMERCIAL BURGLARY	0	0	0	0	0	1.8	5	10	2	-5	3
RESIDENTIAL BURGLARY	0	0	0	0	0	1.1	5	7	5	-2	0
SUDDEN SNATCHING	0	0	1	0	1	0.0	1	0	0	1	1
SHOPLIFTING	1	0	0	1	2	2.4	13	5	5	8	8
THEFT FROM VEHICLE	0	1	5	1	7	4.6	29	26	28	3	1
THEFT FROM YARD	0	0	0	1	1	1.7	5	5	20	0	-15
THEFT FROM BLDG	1	1	0	0	2	2.3	14	6	25	8	-11
OTHER LARCENY	0	1	0	0	1	0.2	2	0	3	2	-1
AUTO THEFT	2	1	0	0	3	1.5	7	7	13	0	-6
TOTAL PROPERTY	4	4	6	3	17	15.5	81	66	101	23%	-20%
TOTAL PART I	4	5	7	4	20	17.2	89	79	104	13%	-14%

Difference from Last Year 10

Statistics are based on UCR criteria, not GA Criminal Code.

* Rape Code 11A is the historical definition of rape (aka Legacy Rape); Rape Codes 11B and 11C are those moved from Part II to Part I in 2017.

Statistics are preliminary, based on RMS data at the time prepared, and are subject to change due to late reports, reclassifications, updated locations, etc.

Shots Fired Calls	Week Ending 04/29/17	Week Ending 04/29/17	Week Ending 05/13/17	Week Ending 05/20/17	28 Days Ending 05/20/17	28 Day Average 2016	YTD 2017	YTD 2016	YTD 2015	Change 16 to 17	Change vs. 2015
53S ShotSpotter Calls	0	0	0	3	3	0.1	0	0	0	0%	0%
Sig 53 Shots Fired Calls	0	0	0	0	0	1.8	6	12	6	-50%	0%

BEAT 42

Southside Precinct

Week Ending 05/20/17



	Last 4 Weeks				28 Days Ending 05/20/17	28 Day Average 2016	YTD 2017	YTD 2016	YTD 2015	Change 16 to 17	Change vs. 2015
	Ending 04/29/17	Ending 05/06/17	Ending 05/13/17	Ending 05/20/17							
HOMICIDE	0	0	0	0	0	0.1	0	0	0	0	0
RAPE (11A) *	0	0	0	0	0	0.2	0	0	0	0	0
RAPE (11B & 11C) *	0	0	0	0	0	0.4	1	1	0	0	1
COMMERCIAL ROBBERY	0	1	0	0	1	0.6	2	4	0	-2	2
STREET ROBBERY	0	0	0	0	0	0.9	3	4	5	-1	-2
RESIDENTIAL ROBBERY	0	0	0	0	0	0.2	1	1	2	0	-1
AGG ASSAULT w/ GUN	0	0	1	0	1	0.5	4	3	1	1	3
AGG ASSAULT w/o GUN	0	0	0	0	0	0.7	5	6	6	-1	-1
TOTAL VIOLENT	0	1	1	0	2	3.7	16	19	14	-16%	14%
COMMERCIAL BURGLARY	0	0	0	0	0	1.4	6	3	7	3	-1
RESIDENTIAL BURGLARY	1	0	1	1	3	4.5	12	24	25	-12	-13
SUDDEN SNATCHING	0	0	0	0	0	0.1	0	0	3	0	-3
SHOPLIFTING	0	2	1	0	3	9.0	37	42	73	-5	-36
THEFT FROM VEHICLE	8	2	2	9	21	5.8	47	30	33	17	14
THEFT FROM YARD	0	0	0	1	1	2.3	7	14	9	-7	-2
THEFT FROM BLDG	1	1	2	1	5	3.0	19	14	16	5	3
OTHER LARCENY	0	0	0	1	1	0.5	2	2	3	0	-1
AUTO THEFT	1	2	1	2	6	2.3	25	16	27	9	-2
TOTAL PROPERTY	11	7	7	15	40	28.8	155	145	196	7%	-21%
TOTAL PART I	11	8	8	15	42	32.4	171	164	210	4%	-19%

Difference from Last Year 7

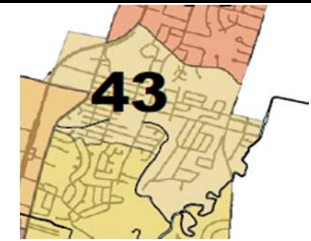
Statistics are based on UCR criteria, not GA Criminal Code.

* Rape Code 11A is the historical definition of rape (aka Legacy Rape); Rape Codes 11B and 11C are those moved from Part II to Part I in 2017.

Statistics are preliminary, based on RMS data at the time prepared, and are subject to change due to late reports, reclassifications, updated locations, etc.

Shots Fired Calls	Week Ending 04/29/17	Week Ending 04/29/17	Week Ending 05/13/17	Week Ending 05/20/17	28 Days Ending 05/20/17	28 Day Average 2016	YTD 2017	YTD 2016	YTD 2015	Change 16 to 17	Change vs. 2015
53S ShotSpotter Calls	0	0	0	0	0	0.0	0	0	0	0%	0%
Sig 53 Shots Fired Calls	0	0	2	6	8	7.6	30	34	33	-12%	-9%

BEAT 43
Southside Precinct
Week Ending 05/20/17



	Last 4 Weeks				28 Days Ending 05/20/17	28 Day Average 2016	YTD 2017	YTD 2016	YTD 2015	Change 16 to 17	Change vs. 2015
	Ending 04/29/17	Ending 05/06/17	Ending 05/13/17	Ending 05/20/17							
HOMICIDE	0	0	0	0	0	0.2	0	1	0	-1	0
RAPE (11A) *	0	0	0	0	0	0.1	0	0	0	0	0
RAPE (11B & 11C) *	0	0	0	0	0	0.1	0	1	0	-1	0
COMMERCIAL ROBBERY	0	0	0	0	0	0.8	1	3	4	-2	-3
STREET ROBBERY	0	0	0	0	0	0.5	2	3	7	-1	-5
RESIDENTIAL ROBBERY	0	0	0	0	0	0.1	0	0	0	0	0
AGG ASSAULT w/ GUN	0	0	0	0	0	0.1	1	1	1	0	0
AGG ASSAULT w/o GUN	0	0	0	0	0	0.5	0	3	1	-3	-1
TOTAL VIOLENT	0	0	0	0	0	2.3	4	12	13	-67%	-69%
COMMERCIAL BURGLARY	0	0	0	0	0	1.1	2	4	6	-2	-4
RESIDENTIAL BURGLARY	0	2	1	0	3	2.1	12	7	10	5	2
SUDDEN SNATCHING	1	0	0	0	1	0.3	1	1	1	0	0
SHOPLIFTING	7	6	9	9	31	25.6	142	161	139	-19	3
THEFT FROM VEHICLE	0	0	1	1	2	2.8	29	16	10	13	19
THEFT FROM YARD	0	0	0	2	2	1.3	7	10	4	-3	3
THEFT FROM BLDG	0	0	2	2	4	2.9	24	15	15	9	9
OTHER LARCENY	0	0	0	0	0	0.2	2	1	1	1	1
AUTO THEFT	0	0	1	0	1	1.1	8	4	9	4	-1
TOTAL PROPERTY	8	8	14	14	44	37.5	227	219	195	4%	16%
TOTAL PART I	8	8	14	14	44	39.8	231	231	208	0%	11%

Difference from Last Year 0

Statistics are based on UCR criteria, not GA Criminal Code.

* Rape Code 11A is the historical definition of rape (aka Legacy Rape); Rape Codes 11B and 11C are those moved from Part II to Part I in 2017.

Statistics are preliminary, based on RMS data at the time prepared, and are subject to change due to late reports, reclassifications, updated locations, etc.

Shots Fired Calls	Week Ending 04/29/17	Week Ending 04/29/17	Week Ending 05/13/17	Week Ending 05/20/17	28 Days Ending 05/20/17	28 Day Average 2016	YTD 2017	YTD 2016	YTD 2015	Change 16 to 17	Change vs. 2015
53S ShotSpotter Calls	0	0	0	1	1	0.0	0	0	0	0%	0%
Sig 53 Shots Fired Calls	2	0	0	0	2	5.4	20	20	20	0%	0%

BEAT 44

Southside Precinct

Week Ending 05/20/17



	Last 4 Weeks				28 Days Ending 05/20/17	28 Day Average 2016	YTD 2017	YTD 2016	YTD 2015	Change 16 to 17	Change vs. 2015
	Ending 04/29/17	Ending 05/06/17	Ending 05/13/17	Ending 05/20/17							
HOMICIDE	0	0	0	0	0	0.1	1	0	1	1	0
RAPE (11A) *	0	0	0	0	0	0.2	1	2	1	-1	0
RAPE (11B & 11C) *	0	0	0	0	0	0.3	0	2	0	-2	0
COMMERCIAL ROBBERY	0	0	0	0	0	0.2	1	1	0	0	1
STREET ROBBERY	0	0	1	0	1	0.2	3	1	2	2	1
RESIDENTIAL ROBBERY	0	0	0	0	0	0.1	0	0	0	0	0
AGG ASSAULT w/ GUN	1	1	1	0	3	0.5	9	1	2	8	7
AGG ASSAULT w/o GUN	0	0	0	0	0	0.6	0	4	3	-4	-3
TOTAL VIOLENT	1	1	2	0	4	2.3	15	11	9	36%	67%
COMMERCIAL BURGLARY	0	0	0	0	0	0.2	4	1	0	3	4
RESIDENTIAL BURGLARY	0	2	0	0	2	3.7	22	12	38	10	-16
SUDDEN SNATCHING	0	0	0	0	0	0.2	0	1	2	-1	-2
SHOPLIFTING	0	0	0	2	2	1.1	9	5	4	4	5
THEFT FROM VEHICLE	4	1	2	4	11	4.1	36	15	37	21	-1
THEFT FROM YARD	0	0	1	0	1	1.6	8	7	5	1	3
THEFT FROM BLDG	2	1	0	1	4	2.8	13	11	17	2	-4
OTHER LARCENY	0	0	0	0	0	0.2	3	2	4	1	-1
AUTO THEFT	1	0	0	3	4	2.1	11	12	15	-1	-4
TOTAL PROPERTY	7	4	3	10	24	16.1	106	66	122	61%	-13%
TOTAL PART I	8	5	5	10	28	18.4	121	77	131	57%	-8%

Difference from Last Year 44

Statistics are based on UCR criteria, not GA Criminal Code.

* Rape Code 11A is the historical definition of rape (aka Legacy Rape); Rape Codes 11B and 11C are those moved from Part II to Part I in 2017.

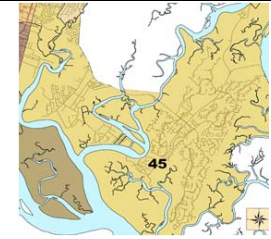
Statistics are preliminary, based on RMS data at the time prepared, and are subject to change due to late reports, reclassifications, updated locations, etc.

Shots Fired Calls	Week Ending 04/29/17	Week Ending 04/29/17	Week Ending 05/13/17	Week Ending 05/20/17	28 Days Ending 05/20/17	28 Day Average 2016	YTD 2017	YTD 2016	YTD 2015	Change 16 to 17	Change vs. 2015
53S ShotSpotter Calls	0	0	0	0	0	0.0	0	0	0	0%	0%
Sig 53 Shots Fired Calls	7	2	1	1	11	8.2	46	33	30	39%	53%

BEAT 45

Southside Precinct

Week Ending 05/20/17



	Last 4 Weeks				28 Days Ending 05/20/17	28 Day Average 2016	YTD 2017	YTD 2016	YTD 2015	Change 16 to 17	Change vs. 2015
	Ending 04/29/17	Ending 05/06/17	Ending 05/13/17	Ending 05/20/17							
HOMICIDE	0	0	0	0	0	0.1	0	1	0	-1	0
RAPE (11A) *	0	0	0	0	0	0.0	0	0	0	0	0
RAPE (11B & 11C) *	0	0	0	0	0	0.2	0	0	0	0	0
COMMERCIAL ROBBERY	0	0	0	0	0	0.0	0	0	0	0	0
STREET ROBBERY	0	0	0	0	0	0.2	0	0	0	0	0
RESIDENTIAL ROBBERY	0	0	0	0	0	0.0	0	0	0	0	0
AGG ASSAULT w/ GUN	0	0	0	0	0	0.0	0	0	0	0	0
AGG ASSAULT w/o GUN	0	0	0	0	0	0.1	0	0	0	0	0
TOTAL VIOLENT	0	0	0	0	0	0.5	0	1	0	-100%	#DIV/0!
COMMERCIAL BURGLARY	0	0	0	0	0	0.0	0	0	1	0	-1
RESIDENTIAL BURGLARY	0	0	0	0	0	1.4	7	4	8	3	-1
SUDDEN SNATCHING	0	0	0	0	0	0.0	0	0	0	0	0
SHOPLIFTING	0	0	0	0	0	0.0	0	0	0	0	0
THEFT FROM VEHICLE	1	0	1	1	3	0.7	4	3	1	1	3
THEFT FROM YARD	0	0	0	0	0	0.3	0	1	1	-1	-1
THEFT FROM BLDG	0	0	1	0	1	0.2	2	0	2	2	0
OTHER LARCENY	0	0	0	0	0	0.2	1	1	0	0	1
AUTO THEFT	0	0	0	1	1	0.4	2	1	0	1	2
TOTAL PROPERTY	1	0	2	2	5	3.2	16	10	13	60%	23%
TOTAL PART I	1	0	2	2	5	3.7	16	11	13	45%	23%

Difference from Last Year 5

Statistics are based on UCR criteria, not GA Criminal Code.

* Rape Code 11A is the historical definition of rape (aka Legacy Rape); Rape Codes 11B and 11C are those moved from Part II to Part I in 2017.

Statistics are preliminary, based on RMS data at the time prepared, and are subject to change due to late reports, reclassifications, updated locations, etc.

Shots Fired Calls	Week Ending 04/29/17	Week Ending 04/29/17	Week Ending 05/13/17	Week Ending 05/20/17	28 Days Ending 05/20/17	28 Day Average 2016	YTD 2017	YTD 2016	YTD 2015	Change 16 to 17	Change vs. 2015
53S ShotSpotter Calls	0	0	0	3	3	0.0	0	0	0	0%	0%
Sig 53 Shots Fired Calls	0	0	0	0	0	4.2	18	21	15	-14%	20%

BEAT 46

Southside Precinct

Week Ending 05/20/17



	Last 4 Weeks				28 Days Ending 05/20/17	28 Day Average 2016	YTD 2017	YTD 2016	YTD 2015	Change 16 to 17	Change vs. 2015
	Ending 04/29/17	Ending 05/06/17	Ending 05/13/17	Ending 05/20/17							
HOMICIDE	0	0	0	0	0	0.0	0	0	1	0	-1
RAPE (11A) *	0	0	0	0	0	0.1	0	1	1	-1	-1
RAPE (11B & 11C) *	0	0	0	0	0	0.1	0	0	0	0	0
COMMERCIAL ROBBERY	0	0	0	0	0	0.4	2	1	0	1	2
STREET ROBBERY	1	0	0	0	1	0.3	1	2	1	-1	0
RESIDENTIAL ROBBERY	0	0	0	0	0	0.0	0	0	0	0	0
AGG ASSAULT w/ GUN	0	0	1	0	1	0.2	2	0	2	2	0
AGG ASSAULT w/o GUN	0	0	0	0	0	0.1	0	0	0	0	0
TOTAL VIOLENT	1	0	1	0	2	1.1	5	4	5	25%	0%
COMMERCIAL BURGLARY	0	0	0	0	0	0.0	2	0	0	2	2
RESIDENTIAL BURGLARY	0	2	1	0	3	1.8	6	9	6	-3	0
SUDDEN SNATCHING	0	0	0	0	0	0.2	1	1	1	0	0
SHOPLIFTING	5	2	2	2	11	10.9	63	56	52	7	11
THEFT FROM VEHICLE	1	0	1	4	6	2.0	25	8	10	17	15
THEFT FROM YARD	0	0	0	0	0	1.5	2	3	2	-1	0
THEFT FROM BLDG	0	0	2	0	2	1.6	10	6	9	4	1
OTHER LARCENY	0	0	0	0	0	0.4	1	1	0	0	1
AUTO THEFT	1	0	0	0	1	1.1	5	3	6	2	-1
TOTAL PROPERTY	7	4	6	6	23	19.5	115	87	86	32%	34%
TOTAL PART I	8	4	7	6	25	20.7	120	91	91	32%	32%

Difference from Last Year 29

Statistics are based on UCR criteria, not GA Criminal Code.

* Rape Code 11A is the historical definition of rape (aka Legacy Rape); Rape Codes 11B and 11C are those moved from Part II to Part I in 2017.

Statistics are preliminary, based on RMS data at the time prepared, and are subject to change due to late reports, reclassifications, updated locations, etc.

Shots Fired Calls	Week Ending 04/29/17	Week Ending 04/29/17	Week Ending 05/13/17	Week Ending 05/20/17	28 Days Ending 05/20/17	28 Day Average 2016	YTD 2017	YTD 2016	YTD 2015	Change 16 to 17	Change vs. 2015
53S ShotSpotter Calls	0	0	0	3	3	0.0	0	0	0	0%	0%
Sig 53 Shots Fired Calls	1	2	2	0	5	8.0	39	42	33	-7%	18%



COMPSTAT ISLANDS PRECINCT Week Ending 05/20/17

PRECINCT COMMANDER:

CAPT. CARY HILL



	Week Ending 05/20/17	Week Ending 05/13/17	Weekly Avg 2016	28-Day Ending 05/20/17	28-Day Ending 4/22/17	Avg 28-Day 2016	YTD 2017	YTD 2016	YTD 2015	Change 16 to 17	Change vs. 2015
HOMICIDE	0	0	0	2	0	0	4	5	3	-1	1
RAPE (11A) *	0	0	0	0	0	0	2	1	3	1	-1
RAPE (11B & 11C) *	0	0	0	1	1	1	4	3	2	1	2
COMMERCIAL ROBBERY	1	0	0	5	4	1	19	6	2	13	17
STREET ROBBERY	1	2	1	4	1	3	8	19	19	-11	-11
RESIDENTIAL ROBBERY	0	0	0	1	1	0	3	0	3	3	0
AGG ASSAULT w/ GUN	0	2	1	3	3	4	19	25	23	-6	-4
AGG ASSAULT w/o GUN	0	1	1	5	6	3	18	12	10	6	8
TOTAL VIOLENT	2	5	3	21	16	14	77	71	65	8%	18%
COMMERCIAL BURGLARY	0	0	0	0	1	2	3	16	4	-13	-1
RESIDENTIAL BURGLARY	5	4	6	23	20	24	98	105	72	-7	26
SUDDEN SNATCHING	0	1	0	1	0	1	4	4	2	0	2
SHOPLIFTING	10	7	6	28	25	23	120	120	91	0	29
THEFT FROM VEHICLE	7	1	5	17	13	20	100	93	70	7	30
THEFT FROM YARD	4	3	2	13	8	8	37	31	38	6	-1
THEFT FROM BLDG	7	1	4	12	8	16	58	78	68	-20	-10
OTHER LARCENY	3	2	1	6	1	2	15	17	9	-2	6
AUTO THEFT	2	0	3	7	9	11	48	55	38	-7	10
TOTAL PROPERTY	38	19	27	107	85	107	483	519	392	-7%	23%
TOTAL PART I	40	24	30	128	101	120	560	590	457	-5%	23%

Statistics are based on UCR criteria, not GA Criminal Code. **Difference from Last Year -30**

Statistics are preliminary, based on RMS data at the time prepared, and are subject to change due to late reports, reclassifications, updated locations, etc.

Cell Shading: white is within 0.6 standard deviation of the mean; red is above; green is below.

* Rape Code 11A is the historical definition of rape (aka Legacy Rape); Rape Codes 11B and 11C are those moved from Part II to Part I in 2017.

Citizen Initiated Calls	Week Ending 05/20/17	Week Ending 05/13/17	Weekly Avg 2016	28-Day Ending 05/20/17	28-Day Ending 4/22/17	Avg 28-Day 2016	YTD 2017	YTD 2016	YTD 2015	Change 16 to 17	Change vs. 2015
Midnight Shift	71	54	82	247	321	330	1449	1528	1512	-79	-63
Day Shift	177	186	190	745	767	761	3658	3824	3748	-166	-90
Afternoon Shift	223	207	219	879	852	876	4040	4423	4255	-383	-215
TOTAL CITIZEN CFS	471	447	492	1871	1940	1966	9147	9775	9515	-6.4%	-3.9%
53S ShotSpotter Calls	2	2	3	6	7	12	57	70	23	-13	34
Sig 53 Shots Fired Calls	7	16	16	42	45	62	245	347	253	-102	-8

BEAT 51

Islands Precinct

Week Ending 05/20/17



	Last 4 Weeks				28 Days Ending 05/20/17	28 Day Average 2016	YTD 2017	YTD 2016	YTD 2015	Change 16 to 17	Change vs. 2015
	Ending 04/29/17	Ending 05/06/17	Ending 05/13/17	Ending 05/20/17							
HOMICIDE	0	2	0	0	2	0.2	2	2	0	0	2
RAPE (11A) *	0	0	0	0	0	0.2	0	0	0	0	0
RAPE (11B & 11C) *	0	0	0	0	0	0.2	0	1	0	-1	0
COMMERCIAL ROBBERY	1	0	0	1	2	0.4	10	1	1	9	9
STREET ROBBERY	0	1	1	0	2	1.5	4	9	8	-5	-4
RESIDENTIAL ROBBERY	0	0	0	0	0	0.3	0	0	2	0	-2
AGG ASSAULT w/ GUN	0	0	0	0	0	1.6	5	14	7	-9	-2
AGG ASSAULT w/o GUN	0	0	1	0	1	0.7	4	2	1	2	3
TOTAL VIOLENT	1	3	2	1	7	5.0	25	29	19	-14%	32%
COMMERCIAL BURGLARY	0	0	0	0	0	1.1	2	11	0	-9	2
RESIDENTIAL BURGLARY	1	1	0	1	3	6.8	20	38	17	-18	3
SUDDEN SNATCHING	0	0	0	0	0	0.2	0	0	0	0	0
SHOPLIFTING	3	5	5	8	21	13.7	84	67	73	17	11
THEFT FROM VEHICLE	1	2	0	2	5	5.7	39	29	22	10	17
THEFT FROM YARD	1	3	1	2	7	2.1	11	9	11	2	0
THEFT FROM BLDG	0	0	0	1	1	4.1	13	17	22	-4	-9
OTHER LARCENY	0	0	0	1	1	0.5	3	3	0	0	3
AUTO THEFT	1	1	0	0	2	3.1	14	14	16	0	-2
TOTAL PROPERTY	7	12	6	15	40	37.3	186	188	161	-1%	16%
TOTAL PART I	8	15	8	16	47	42.3	211	217	180	-3%	17%

Difference from Last Year -6

Statistics are based on UCR criteria, not GA Criminal Code.

* Rape Code 11A is the historical definition of rape (aka Legacy Rape); Rape Codes 11B and 11C are those moved from Part II to Part I in 2017.

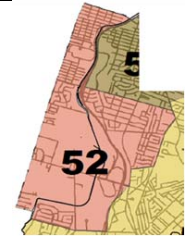
Statistics are preliminary, based on RMS data at the time prepared, and are subject to change due to late reports, reclassifications, updated locations, etc.

Shots Fired Calls	Week Ending 04/29/17	Week Ending 04/29/17	Week Ending 05/13/17	Week Ending 05/20/17	28 Days Ending 05/20/17	28 Day Average 2016	YTD 2017	YTD 2016	YTD 2015	Change 16 to 17	Change vs. 2015
53S ShotSpotter Calls	1	0	2	2	5	10.8	40	64	21	0%	0%
Sig 53 Shots Fired Calls	1	0	7	2	10	20.9	66	142	73	-54%	-10%

BEAT 52

Islands Precinct

Week Ending 05/20/17



	Last 4 Weeks				28 Days Ending 05/20/17	28 Day Average 2016	YTD 2017	YTD 2016	YTD 2015	Change 16 to 17	Change vs. 2015
	Ending 04/29/17	Ending 05/06/17	Ending 05/13/17	Ending 05/20/17							
HOMICIDE	0	0	0	0	0	0.2	0	2	0	-2	0
RAPE (11A) *	0	0	0	0	0	0.0	0	0	1	0	-1
RAPE (11B & 11C) *	0	0	0	0	0	0.3	1	2	1	-1	0
COMMERCIAL ROBBERY	0	0	0	0	0	0.2	0	2	0	-2	0
STREET ROBBERY	0	0	0	0	0	0.5	0	3	1	-3	-1
RESIDENTIAL ROBBERY	0	0	0	0	0	0.1	0	0	0	0	0
AGG ASSAULT w/ GUN	0	1	0	0	1	0.3	2	1	6	1	-4
AGG ASSAULT w/o GUN	0	0	0	0	0	0.5	4	2	5	2	-1
TOTAL VIOLENT	0	1	0	0	1	2.1	7	12	14	-42%	-50%
COMMERCIAL BURGLARY	0	0	0	0	0	0.1	0	1	1	-1	-1
RESIDENTIAL BURGLARY	0	0	0	1	1	2.6	5	15	13	-10	-8
SUDDEN SNATCHING	0	0	0	0	0	0.2	1	0	0	1	1
SHOPLIFTING	0	0	0	0	0	0.2	0	1	0	-1	0
THEFT FROM VEHICLE	0	1	0	1	2	1.9	10	8	7	2	3
THEFT FROM YARD	0	0	0	0	0	0.7	2	4	7	-2	-5
THEFT FROM BLDG	2	1	0	2	5	3.1	13	20	6	-7	7
OTHER LARCENY	0	0	0	0	0	0.2	2	1	1	1	1
AUTO THEFT	0	0	0	0	0	1.4	5	9	4	-4	1
TOTAL PROPERTY	2	2	0	4	8	10.3	38	59	39	-36%	-3%
TOTAL PART I	2	3	0	4	9	12.4	45	71	53	-37%	-15%

Difference from Last Year -26

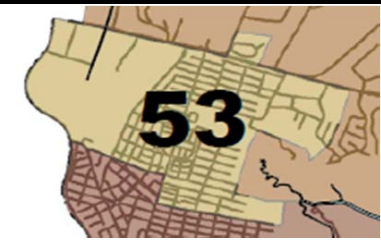
Statistics are based on UCR criteria, not GA Criminal Code.

* Rape Code 11A is the historical definition of rape (aka Legacy Rape); Rape Codes 11B and 11C are those moved from Part II to Part I in 2017.

Statistics are preliminary, based on RMS data at the time prepared, and are subject to change due to late reports, reclassifications, updated locations, etc.

Shots Fired Calls	Week Ending 04/29/17	Week Ending 04/29/17	Week Ending 05/13/17	Week Ending 05/20/17	28 Days Ending 05/20/17	28 Day Average 2016	YTD 2017	YTD 2016	YTD 2015	Change 16 to 17	Change vs. 2015
53S ShotSpotter Calls	0	0	0	0	0	0.0	1	0	0	0%	0%
Sig 53 Shots Fired Calls	2	3	2	2	9	6.3	42	26	40	62%	5%

BEAT 53
Islands Precinct
Week Ending 05/20/17



	Last 4 Weeks				28 Days Ending 05/20/17	28 Day Average 2016	YTD 2017	YTD 2016	YTD 2015	Change 16 to 17	Change vs. 2015
	Ending 04/29/17	Ending 05/06/17	Ending 05/13/17	Ending 05/20/17							
HOMICIDE	0	0	0	0	0	0.1	1	1	0	0	1
RAPE (11A) *	0	0	0	0	0	0.0	0	0	2	0	-2
RAPE (11B & 11C) *	0	1	0	0	1	0.0	2	0	0	2	2
COMMERCIAL ROBBERY	0	0	0	0	0	0.1	1	1	0	0	1
STREET ROBBERY	0	0	1	1	2	0.5	2	2	1	0	1
RESIDENTIAL ROBBERY	0	0	0	0	0	0.1	1	0	0	1	1
AGG ASSAULT w/ GUN	0	0	0	0	0	1.0	6	8	1	-2	5
AGG ASSAULT w/o GUN	1	0	0	0	1	0.6	3	4	2	-1	1
TOTAL VIOLENT	1	1	1	1	4	2.3	16	16	6	0%	167%
COMMERCIAL BURGLARY	0	0	0	0	0	0.2	0	1	0	-1	0
RESIDENTIAL BURGLARY	0	0	1	0	1	3.5	11	8	13	3	-2
SUDDEN SNATCHING	0	0	1	0	1	0.2	2	0	1	2	1
SHOPLIFTING	1	0	0	0	1	0.9	9	4	1	5	8
THEFT FROM VEHICLE	1	1	0	3	5	2.7	11	10	5	1	6
THEFT FROM YARD	1	0	1	0	2	1.5	4	7	7	-3	-3
THEFT FROM BLDG	0	0	1	0	1	2.5	7	13	12	-6	-5
OTHER LARCENY	1	0	0	1	2	0.3	4	1	0	3	4
AUTO THEFT	0	2	0	1	3	1.8	10	7	4	3	6
TOTAL PROPERTY	4	3	4	5	16	13.6	58	51	43	14%	35%
TOTAL PART I	5	4	5	6	20	15.9	74	67	49	10%	51%

Difference from Last Year 7

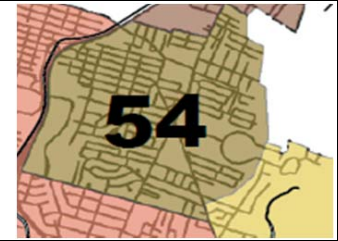
Statistics are based on UCR criteria, not GA Criminal Code.

* Rape Code 11A is the historical definition of rape (aka Legacy Rape); Rape Codes 11B and 11C are those moved from Part II to Part I in 2017.

Statistics are preliminary, based on RMS data at the time prepared, and are subject to change due to late reports, reclassifications, updated locations, etc.

	Week Ending 04/29/17	Week Ending 04/29/17	Week Ending 05/13/17	Week Ending 05/20/17	28 Days Ending 05/20/17	28 Day Average 2016	YTD 2017	YTD 2016	YTD 2015	Change 16 to 17	Change vs. 2015
Shots Fired Calls											
53S ShotSpotter Calls	0	1	0	0	1	0.8	16	6	1	0%	0%
Sig 53 Shots Fired Calls	2	2	1	1	6	15.0	50	88	51	-43%	-2%

BEAT 54
Islands Precinct
Week Ending 05/20/17



	Last 4 Weeks				28 Days Ending 05/20/17	28 Day Average 2016	YTD 2017	YTD 2016	YTD 2015	Change 16 to 17	Change vs. 2015
	Ending 04/29/17	Ending 05/06/17	Ending 05/13/17	Ending 05/20/17							
HOMICIDE	0	0	0	0	0	0.1	0	0	2	0	-2
RAPE (11A) *	0	0	0	0	0	0.1	0	0	0	0	0
RAPE (11B & 11C) *	0	0	0	0	0	0.1	0	0	1	0	-1
COMMERCIAL ROBBERY	2	1	0	0	3	0.5	7	1	1	6	6
STREET ROBBERY	0	0	0	0	0	0.8	1	4	5	-3	-4
RESIDENTIAL ROBBERY	1	0	0	0	1	0.0	1	0	0	1	1
AGG ASSAULT w/ GUN	0	0	2	0	2	0.7	5	2	6	3	-1
AGG ASSAULT w/o GUN	3	0	0	0	3	0.6	4	3	1	1	3
TOTAL VIOLENT	6	1	2	0	9	2.8	18	10	16	80%	13%
COMMERCIAL BURGLARY	0	0	0	0	0	0.2	0	1	1	-1	-1
RESIDENTIAL BURGLARY	2	1	1	1	5	6.1	30	23	9	7	21
SUDDEN SNATCHING	0	0	0	0	0	0.0	1	0	1	1	0
SHOPLIFTING	0	0	1	2	3	2.0	10	11	5	-1	5
THEFT FROM VEHICLE	1	1	1	0	3	4.7	12	23	18	-11	-6
THEFT FROM YARD	1	0	0	1	2	1.0	9	2	4	7	5
THEFT FROM BLDG	0	0	0	2	2	2.2	9	11	8	-2	1
OTHER LARCENY	0	0	1	0	1	0.2	2	1	3	1	-1
AUTO THEFT	0	1	0	1	2	2.8	12	16	9	-4	3
TOTAL PROPERTY	4	3	4	7	18	19.2	85	88	58	-3%	47%
TOTAL PART I	10	4	6	7	27	22.0	103	98	74	5%	39%

Difference from Last Year 5

Statistics are based on UCR criteria, not GA Criminal Code.

* Rape Code 11A is the historical definition of rape (aka Legacy Rape); Rape Codes 11B and 11C are those moved from Part II to Part I in 2017.

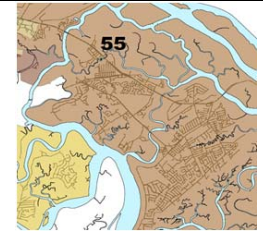
Statistics are preliminary, based on RMS data at the time prepared, and are subject to change due to late reports, reclassifications, updated locations, etc.

Shots Fired Calls	Week Ending 04/29/17	Week Ending 04/29/17	Week Ending 05/13/17	Week Ending 05/20/17	28 Days Ending 05/20/17	28 Day Average 2016	YTD 2017	YTD 2016	YTD 2015	Change 16 to 17	Change vs. 2015
53S ShotSpotter Calls	0	0	0	0	0	0.0	0	0	1	0%	0%
Sig 53 Shots Fired Calls	4	1	3	0	8	10.7	43	46	52	-7%	-17%

BEAT 55

Islands Precinct

Week Ending 05/20/17



	Last 4 Weeks				28 Days Ending 05/20/17	28 Day Average 2016	YTD 2017	YTD 2016	YTD 2015	Change 16 to 17	Change vs. 2015
	Ending 04/29/17	Ending 05/06/17	Ending 05/13/17	Ending 05/20/17							
HOMICIDE	0	0	0	0	0	0.0	0	0	1	0	-1
RAPE (11A) *	0	0	0	0	0	0.1	2	1	0	1	2
RAPE (11B & 11C) *	0	0	0	0	0	0.2	1	0	0	1	1
COMMERCIAL ROBBERY	0	0	0	0	0	0.1	1	1	0	0	1
STREET ROBBERY	0	0	0	0	0	0.1	1	1	2	0	-1
RESIDENTIAL ROBBERY	0	0	0	0	0	0.0	0	0	0	0	0
AGG ASSAULT w/ GUN	0	0	0	0	0	0.2	0	0	1	0	-1
AGG ASSAULT w/o GUN	0	0	0	0	0	0.5	3	1	0	2	3
TOTAL VIOLENT	0	0	0	0	0	1.1	8	4	4	100%	100%
COMMERCIAL BURGLARY	0	0	0	0	0	0.2	1	2	1	-1	0
RESIDENTIAL BURGLARY	6	1	2	2	11	4.0	26	17	17	9	9
SUDDEN SNATCHING	0	0	0	0	0	0.4	0	4	0	-4	0
SHOPLIFTING	1	1	1	0	3	6.1	17	37	12	-20	5
THEFT FROM VEHICLE	1	0	0	1	2	4.2	26	20	18	6	8
THEFT FROM YARD	0	0	1	1	2	2.6	11	8	9	3	2
THEFT FROM BLDG	0	1	0	2	3	3.7	15	16	19	-1	-4
OTHER LARCENY	0	0	1	1	2	1.1	3	10	4	-7	-1
AUTO THEFT	0	0	0	0	0	1.5	5	8	3	-3	2
TOTAL PROPERTY	8	3	5	7	23	23.8	104	122	83	-15%	25%
TOTAL PART I	8	3	5	7	23	24.9	112	126	87	-11%	29%

Difference from Last Year -14

Statistics are based on UCR criteria, not GA Criminal Code.

* Rape Code 11A is the historical definition of rape (aka Legacy Rape); Rape Codes 11B and 11C are those moved from Part II to Part I in 2017.

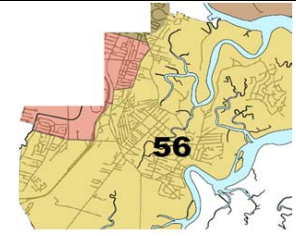
Statistics are preliminary, based on RMS data at the time prepared, and are subject to change due to late reports, reclassifications, updated locations, etc.

Shots Fired Calls	Week Ending 04/29/17	Week Ending 04/29/17	Week Ending 05/13/17	Week Ending 05/20/17	28 Days Ending 05/20/17	28 Day Average 2016	YTD 2017	YTD 2016	YTD 2015	Change 16 to 17	Change vs. 2015
53S ShotSpotter Calls	0	0	0	0	0	0.0	0	0	0	0%	0%
Sig 53 Shots Fired Calls	1	0	2	2	5	5.3	26	24	26	8%	0%

BEAT 56

Islands Precinct

Week Ending 05/20/17



	Last 4 Weeks				28 Days Ending 05/20/17	28 Day Average 2016	YTD 2017	YTD 2016	YTD 2015	Change 16 to 17	Change vs. 2015
	Ending 04/29/17	Ending 05/06/17	Ending 05/13/17	Ending 05/20/17							
HOMICIDE	0	0	0	0	0	0.0	1	0	0	1	1
RAPE (11A) *	0	0	0	0	0	0.0	0	0	0	0	0
RAPE (11B & 11C) *	0	0	0	0	0	0.0	0	0	0	0	0
COMMERCIAL ROBBERY	0	0	0	0	0	0.0	0	0	0	0	0
STREET ROBBERY	0	0	0	0	0	0.0	0	0	2	0	-2
RESIDENTIAL ROBBERY	0	0	0	0	0	0.0	1	0	1	1	0
AGG ASSAULT w/ GUN	0	0	0	0	0	0.3	1	0	2	1	-1
AGG ASSAULT w/o GUN	0	0	0	0	0	0.1	0	0	1	0	-1
TOTAL VIOLENT	0	0	0	0	0	0.4	3	0	6	#DIV/0!	-50%
COMMERCIAL BURGLARY	0	0	0	0	0	0.1	0	0	1	0	-1
RESIDENTIAL BURGLARY	0	2	0	0	2	1.2	6	4	3	2	3
SUDDEN SNATCHING	0	0	0	0	0	0.0	0	0	0	0	0
SHOPLIFTING	0	0	0	0	0	0.0	0	0	0	0	0
THEFT FROM VEHICLE	0	0	0	0	0	0.5	2	3	0	-1	2
THEFT FROM YARD	0	0	0	0	0	0.3	0	1	0	-1	0
THEFT FROM BLDG	0	0	0	0	0	0.2	1	1	1	0	0
OTHER LARCENY	0	0	0	0	0	0.2	1	1	1	0	0
AUTO THEFT	0	0	0	0	0	0.1	2	1	2	1	0
TOTAL PROPERTY	0	2	0	0	2	2.5	12	11	8	9%	50%
TOTAL PART I	0	2	0	0	2	2.9	15	11	14	36%	7%

Difference from Last Year 4

Statistics are based on UCR criteria, not GA Criminal Code.

* Rape Code 11A is the historical definition of rape (aka Legacy Rape); Rape Codes 11B and 11C are those moved from Part II to Part I in 2017.

Statistics are preliminary, based on RMS data at the time prepared, and are subject to change due to late reports, reclassifications, updated locations, etc.

Shots Fired Calls	Week Ending 04/29/17	Week Ending 04/29/17	Week Ending 05/13/17	Week Ending 05/20/17	28 Days Ending 05/20/17	28 Day Average 2016	YTD 2017	YTD 2016	YTD 2015	Change 16 to 17	Change vs. 2015
53S ShotSpotter Calls	0	0	0	0	0	0.0	0	0	0	0%	0%
Sig 53 Shots Fired Calls	2	1	1	0	4	4.0	18	21	11	-14%	64%



COMPSTAT WHITEFIELD PRECINCT Week Ending 05/20/17

PRECINCT COMMANDER:
LT. TORRENCE GARVIN



	Week Ending 05/20/17	Week Ending 05/13/17	Weekly Avg 2016	28-Day Ending 05/20/17	28-Day Ending 4/22/17	Avg 28-Day 2016	YTD 2017	YTD 2016	YTD 2015	Change 16 to 17	Change vs. 2015
HOMICIDE	0	0	0	0	0	0	2	2	0	0	2
RAPE (11A) *	0	0	0	0	1	0	1	2	2	-1	-1
RAPE (11B & 11C) *	0	1	0	2	2	0	6	1	1	5	5
COMMERCIAL ROBBERY	0	0	0	0	0	0	0	1	4	-1	-4
STREET ROBBERY	0	0	0	1	1	1	5	1	1	4	4
RESIDENTIAL ROBBERY	0	0	0	0	0	0	0	0	4	0	-4
AGG ASSAULT w/ GUN	0	0	0	0	0	1	3	8	5	-5	-2
AGG ASSAULT w/o GUN	1	0	0	1	1	1	2	9	3	-7	-1
TOTAL VIOLENT	1	1	1	4	5	4	19	24	20	-21%	-5%
COMMERCIAL BURGLARY	0	0	0	0	0	2	1	10	5	-9	-4
RESIDENTIAL BURGLARY	3	1	3	8	12	13	42	68	55	-26	-13
SUDDEN SNATCHING	0	0	0	0	0	1	1	0	1	1	0
SHOPLIFTING	2	4	2	17	2	9	55	55	84	0	-29
THEFT FROM VEHICLE	8	3	3	15	17	11	67	43	24	24	43
THEFT FROM YARD	2	0	1	5	4	5	20	16	18	4	2
THEFT FROM BLDG	4	0	1	7	8	6	29	33	28	-4	1
OTHER LARCENY	1	0	0	1	3	1	7	2	2	5	5
AUTO THEFT	4	1	1	5	1	4	16	13	9	3	7
TOTAL PROPERTY	24	9	13	58	47	51	238	240	226	-1%	5%
TOTAL PART I	25	10	14	62	52	56	257	264	246	-3%	4%

Statistics are based on UCR criteria, not GA Criminal Code.

Difference from Last Year -7

Statistics are preliminary, based on RMS data at the time prepared, and are subject to change due to late reports, reclassifications, updated locations, etc.

Cell Shading: white is within 0.6 standard deviation of the mean; red is above; green is below.

* Rape Code 11A is the historical definition of rape (aka Legacy Rape); Rape Codes 11B and 11C are those moved from Part II to Part I in 2017.

Citizen Initiated Calls	Week Ending 05/20/17	Week Ending 05/13/17	Weekly Avg 2016	28-Day Ending 05/20/17	28-Day Ending 4/22/17	Avg 28-Day 2016	YTD 2017	YTD 2016	YTD 2015	Change 16 to 17	Change vs. 2015
Midnight Shift	32	24	34	107	113	138	609	611	0	-2	609
Day Shift	117	112	101	407	395	403	1970	1917	0	53	1970
Afternoon Shift	92	91	102	369	360	407	1796	1921	0	-125	1796
TOTAL CITIZEN CFS	241	227	237	883	868	947	4375	4449	0	-1.7%	#DIV/0!
53S ShotSpotter Calls	0	0	0	6	0	0	0	0	0	0	0
Sig 53 Shots Fired Calls	4	2	5	42	9	18	78	73	63	5	15

BEAT 61
Whitefield Precinct
Week Ending 05/20/17

	Last 4 Weeks				28 Days Ending 05/20/17	28 Day Average 2016	YTD 2017	YTD 2016	YTD 2015	Change 16 to 17	Change vs. 2015
	Ending 04/29/17	Ending 05/06/17	Ending 05/13/17	Ending 05/20/17							
HOMICIDE	0	0	0	0	0	0.0	2	0	0	2	2
RAPE (11A) *	0	0	0	0	0	0.0	0	0	2	0	-2
RAPE (11B & 11C) *	0	0	0	0	0	0.2	0	1	1	-1	-1
COMMERCIAL ROBBERY	0	0	0	0	0	0.1	0	1	0	-1	0
STREET ROBBERY	0	0	0	0	0	0.2	2	0	1	2	1
RESIDENTIAL ROBBERY	0	0	0	0	0	0.0	0	0	3	0	-3
AGG ASSAULT w/ GUN	0	0	0	0	0	0.2	1	2	0	-1	1
AGG ASSAULT w/o GUN	0	0	0	0	0	0.5	0	3	1	-3	-1
TOTAL VIOLENT	0	0	0	0	0	1.1	5	7	8	-29%	-38%
COMMERCIAL BURGLARY	0	0	0	0	0	0.8	0	3	2	-3	-2
RESIDENTIAL BURGLARY	0	2	0	3	5	4.3	22	22	24	0	-2
SUDDEN SNATCHING	0	0	0	0	0	0.2	0	0	0	0	0
SHOPLIFTING	5	6	4	2	17	7.7	52	45	77	7	-25
THEFT FROM VEHICLE	0	2	1	6	9	5.7	33	22	8	11	25
THEFT FROM YARD	0	1	0	1	2	2.8	11	7	6	4	5
THEFT FROM BLDG	0	1	0	2	3	2.8	12	15	11	-3	1
OTHER LARCENY	0	0	0	1	1	0.8	4	2	0	2	4
AUTO THEFT	0	0	0	1	1	1.4	3	3	3	0	0
TOTAL PROPERTY	5	12	5	16	38	26.3	137	119	131	15%	5%
TOTAL PART I	5	12	5	16	38	27.5	142	126	139	13%	2%

Difference from Last Year 16

Statistics are based on UCR criteria, not GA Criminal Code.

* Rape Code 11A is the historical definition of rape (aka Legacy Rape); Rape Codes 11B and 11C are those moved from Part II to Part I in 2017.

Statistics are preliminary, based on RMS data at the time prepared, and are subject to change due to late reports, reclassifications, updated locations, etc.

Shots Fired Calls	Week Ending 04/29/17	Week Ending 04/29/17	Week Ending 05/13/17	Week Ending 05/20/17	28 Days Ending 05/20/17	28 Day Average 2016	YTD 2017	YTD 2016	YTD 2015	Change 16 to 17	Change vs. 2015
53S ShotSpotter Calls	0	0	0	0	0	0.0	0	0	0	0%	0%
Sig 53 Shots Fired Calls	1	4	0	1	6	4.4	33	21	33	57%	0%

BEAT 62
Whitefield Precinct
Week Ending 05/20/17

	Last 4 Weeks				28 Days Ending 05/20/17	28 Day Average 2016	YTD 2017	YTD 2016	YTD 2015	Change 16 to 17	Change vs. 2015
	Ending 04/29/17	Ending 05/06/17	Ending 05/13/17	Ending 05/20/17							
HOMICIDE	0	0	0	0	0	0.2	0	2	0	-2	0
RAPE (11A) *	0	0	0	0	0	0.2	1	2	0	-1	1
RAPE (11B & 11C) *	0	1	1	0	2	0.3	6	0	0	6	6
COMMERCIAL ROBBERY	0	0	0	0	0	0.1	0	0	4	0	-4
STREET ROBBERY	0	1	0	0	1	0.4	3	1	0	2	3
RESIDENTIAL ROBBERY	0	0	0	0	0	0.2	0	0	1	0	-1
AGG ASSAULT w/ GUN	0	0	0	0	0	1.0	2	6	5	-4	-3
AGG ASSAULT w/o GUN	0	0	0	1	1	0.9	2	6	2	-4	0
TOTAL VIOLENT	0	2	1	1	4	3.2	14	17	12	-18%	17%
COMMERCIAL BURGLARY	0	0	0	0	0	1.2	1	7	3	-6	-2
RESIDENTIAL BURGLARY	1	1	1	0	3	8.6	20	46	31	-26	-11
SUDDEN SNATCHING	0	0	0	0	0	0.4	1	0	1	1	0
SHOPLIFTING	0	0	0	0	0	1.3	3	10	7	-7	-4
THEFT FROM VEHICLE	0	2	2	2	6	5.0	34	21	16	13	18
THEFT FROM YARD	1	1	0	1	3	2.3	9	9	12	0	-3
THEFT FROM BLDG	1	1	0	2	4	3.2	17	18	17	-1	0
OTHER LARCENY	0	0	0	0	0	0.4	3	0	2	3	1
AUTO THEFT	0	0	1	3	4	2.4	13	10	6	3	7
TOTAL PROPERTY	3	5	4	8	20	24.9	101	121	95	-17%	6%
TOTAL PART I	3	7	5	9	24	28.1	115	138	107	-17%	7%

Difference from Last Year -23

Statistics are based on UCR criteria, not GA Criminal Code.

* Rape Code 11A is the historical definition of rape (aka Legacy Rape); Rape Codes 11B and 11C are those moved from Part II to Part I in 2017.

Statistics are preliminary, based on RMS data at the time prepared, and are subject to change due to late reports, reclassifications, updated locations, etc.

Shots Fired Calls	Week Ending 04/29/17	Week Ending 04/29/17	Week Ending 05/13/17	Week Ending 05/20/17	28 Days Ending 05/20/17	28 Day Average 2016	YTD 2017	YTD 2016	YTD 2015	Change 16 to 17	Change vs. 2015
53S ShotSpotter Calls	0	0	0	0	0	0.0	0	0	0	0%	0%
Sig 53 Shots Fired Calls	2	2	2	3	9	13.8	45	52	30	-13%	50%