



COMPSTAT TOTAL JURISDICTION Week Ending 05/06/17

PATROL COMMANDER:
MAJOR KERRY THOMAS



	Week Ending 05/06/17	Week Ending 04/29/17	Weekly Avg 2016	28-Day Ending 05/06/17	28-Day Ending 4/8/17	Avg 28-Day 2016	YTD 2017	YTD 2016	YTD 2015	Change 16 to 17	Change vs. 2015
HOMICIDE	3	3	1	6	1	4	17	22	11	-5	6
RAPE (11A) *	0	2	1	3	7	4	15	22	18	-7	-3
RAPE (11B & 11C) *	0	0	1	1	1	6	20	18	8	2	12
COMMERCIAL ROBBERY	4	4	2	10	6	7	41	31	20	10	21
STREET ROBBERY	5	4	8	19	13	30	78	126	99	-48	-21
RESIDENTIAL ROBBERY	1	2	1	6	2	4	12	14	17	-2	-5
AGG ASSAULT w/ GUN	6	9	5	30	18	21	107	104	89	3	18
AGG ASSAULT w/o GUN	5	8	5	27	21	20	88	82	50	6	38
TOTAL VIOLENT	24	32	24	102	69	96	378	419	312	-10%	21%
COMMERCIAL BURGLARY	0	0	7	13	8	27	59	108	80	-49	-21
RESIDENTIAL BURGLARY	25	27	29	88	79	115	382	453	420	-71	-38
SUDDEN SNATCHING	2	4	2	10	9	9	40	36	31	4	9
SHOPLIFTING	32	35	31	137	114	126	602	582	587	20	15
THEFT FROM VEHICLE	33	47	39	152	121	156	689	703	581	-14	108
THEFT FROM YARD	20	20	16	76	62	65	280	240	247	40	33
THEFT FROM BLDG	19	17	24	89	82	94	368	403	368	-35	0
OTHER LARCENY	1	3	3	12	18	13	67	53	56	14	11
AUTO THEFT	25	13	18	67	65	73	298	313	311	-15	-13
TOTAL PROPERTY	157	166	170	644	558	678	2785	2891	2681	-4%	4%
TOTAL PART I	181	198	193	746	627	774	3163	3310	2993	-4%	6%

Difference from Last Year -147

Statistics are based on UCR criteria, not GA Criminal Code.

Statistics are preliminary, based on RMS data at the time prepared, and are subject to change due to late reports, reclassifications, updated locations, etc.

Cell Shading: white is within 0.6 standard deviation of the mean; red is above; green is below.

* Rape Code 11A is the historical definition of rape (aka Legacy Rape); Rape Codes 11B and 11C are those moved from Part II to Part I in 2017.

Citizen Initiated Calls	Ending 05/06/17	Ending 04/29/17	Avg 2016	Ending 05/06/17	Ending 4/8/17	28-Day 2016	YTD 2017	YTD 2016	YTD 2015	Change 16 to 17	Change vs. 2015
Midnight Shift	473	506	534	1957	1846	2136	9247	9757	9023	-510	224
Day Shift	1187	1115	1223	4656	4514	4891	21981	22951	21037	-970	944
Afternoon Shift	1240	1317	1305	5139	4902	5220	23154	24110	22191	-956	963
TOTAL CITIZEN CFS	2900	2938	3062	11752	11262	12246	54382	56818	52251	-4.3%	4.1%
53S ShotSpotter Calls	18	22	23	84	60	92	393	525	214	-132	179
Sig 53 Shots Fired Calls	40	75	63	244	223	253	1018	1192	926	-174	92



Unincorporated Chatham County

Week Ending 05/06/17

PATROL COMMANDER:
MAJOR KERRY THOMAS



	Week Ending 05/06/17	Week Ending 04/29/17	Weekly Avg 2016	28-Day Ending 05/06/17	28-Day Ending 4/8/17	Avg 28-Day 2016	YTD 2017	YTD 2016	YTD 2015	Change 16 to 17	Change vs. 2015
HOMICIDE	0	0	0.1	0	0	0.5	2	1	1	1	1
RAPE (11A) *	0	0	0.1	0	2	0.5	2	3	2	-1	0
RAPE (11B & 11C) *	0	0	0.3	0	2	1.1	5	3	2	2	3
COMMERCIAL ROBBERY	0	1	0.2	1	0	0.9	2	6	2	-4	0
STREET ROBBERY	0	0	0.5	1	1	2.1	3	9	0	-6	3
RESIDENTIAL ROBBERY	0	0	0.2	1	0	0.8	2	4	1	-2	1
AGG ASSAULT w/ GUN	1	1	0.8	2	3	3.2	11	5	5	6	6
AGG ASSAULT w/o GUN	0	1	0.8	3	3	3.1	14	8	8	6	6
TOTAL VIOLENT	1	3	3.0	8	11	12.2	41	39	21	5%	95%
COMMERCIAL BURGLARY	0	0	0.7	0	1	2.7	6	12	5	-6	1
RESIDENTIAL BURGLARY	5	11	6.7	29	12	26.7	92	91	58	1	34
SUDDEN SNATCHING	0	0	0.3	1	0	1.1	1	4	0	-3	1
SHOPLIFTING	2	1	6.1	13	10	24.4	57	76	71	-19	-14
THEFT FROM VEHICLE	4	3	7.1	12	14	28.3	72	93	69	-21	3
THEFT FROM YARD	3	1	2.8	11	10	11.1	30	31	31	-1	-1
THEFT FROM BLDG	3	1	3.8	11	15	15.1	61	49	39	12	22
OTHER LARCENY	1	0	0.9	2	3	3.7	16	14	12	2	4
AUTO THEFT	2	1	3.0	7	6	12.2	41	44	29	-3	12
TOTAL PROPERTY	20	18	31.3	86	71	125.3	376	414	314	-9%	20%
TOTAL PART I	21	21	34.4	94	82	137.5	417	453	335	-8%	24%

Statistics are based on UCR criteria, not GA Criminal Code.

Difference from Last Year -36

Statistics are preliminary, based on RMS data at the time prepared, and are subject to change due to late reports, reclassifications, updated locations, etc.

Cell Shading: white is within 0.6 standard deviation of the mean; red is above; green is below.

* Rape Code 11A is the historical definition of rape (aka Legacy Rape); Rape Codes 11B and 11C are those moved from Part II to Part I in 2017.

Shots Fired Calls	Week Ending 05/06/17	Week Ending 04/29/17	Weekly Avg 2016	28-Day Ending 05/06/17	28-Day Ending 4/8/17	Avg 28-Day 2016	YTD 2017	YTD 2016	YTD 2015	Change 16 to 17	Change vs. 2015
53S ShotSpotter Calls	0	0	0.0	0	0	0.0	0	0	0	0	0
Sig 53 Shots Fired Calls	13	13	11.3	49	44	45.1	203	198	194	5	9



City of Savannah Only

Week Ending 05/06/17

PATROL COMMANDER:
MAJOR KERRY THOMAS



	Week Ending 05/06/17	Week Ending 04/29/17	Weekly Avg 2016	28-Day Ending 05/06/17	28-Day Ending 4/8/17	Avg 28-Day 2016	YTD 2017	YTD 2016	YTD 2015	Change 16 to 17	Change vs. 2015
HOMICIDE	3	3	1	6	1	3	15	21	10	-6	5
RAPE (11A) *	0	2	1	3	5	3	13	19	16	-6	-3
RAPE (11B & 11C) *	0	0	1	1	-1	5	15	15	6	0	9
COMMERCIAL ROBBERY	4	3	1	9	6	6	39	25	18	14	21
STREET ROBBERY	5	4	7	18	12	28	75	117	99	-42	-24
RESIDENTIAL ROBBERY	1	2	1	5	2	3	10	10	16	0	-6
AGG ASSAULT w/ GUN	5	8	5	28	15	18	96	99	84	-3	12
AGG ASSAULT w/o GUN	5	7	4	24	18	17	74	74	42	0	32
TOTAL VIOLENT	23	29	21	94	58	83	337	380	291	-11%	16%
COMMERCIAL BURGLARY	0	0	6	13	7	24	53	96	75	-43	-22
RESIDENTIAL BURGLARY	20	16	22	59	67	88	290	362	362	-72	-72
SUDDEN SNATCHING	2	4	2	9	9	7	39	32	31	7	8
SHOPLIFTING	30	34	25	124	104	101	545	506	516	39	29
THEFT FROM VEHICLE	29	44	32	140	107	128	617	610	512	7	105
THEFT FROM YARD	17	19	14	65	52	54	250	209	216	41	34
THEFT FROM BLDG	16	16	20	78	67	79	307	354	329	-47	-22
OTHER LARCENY	0	3	2	10	15	9	51	39	44	12	7
AUTO THEFT	23	12	15	60	59	61	257	269	282	-12	-25
TOTAL PROPERTY	137	148	138	558	487	553	2409	2477	2367	-3%	2%
TOTAL PART I	160	177	159	652	545	636	2746	2857	2658	-4%	3%

Statistics are based on UCR criteria, not GA Criminal Code.

Difference from Last Year -111

Statistics are preliminary, based on RMS data at the time prepared, and are subject to change due to late reports, reclassifications, updated locations, etc.

Cell Shading: white is within 0.6 standard deviation of the mean; red is above; green is below.

* Rape Code 11A is the historical definition of rape (aka Legacy Rape); Rape Codes 11B and 11C are those moved from Part II to Part I in 2017.

Shots Fired Calls	Week Ending 05/06/17	Week Ending 04/29/17	Weekly Avg 2016	28-Day Ending 05/06/17	28-Day Ending 4/8/17	Avg 28-Day 2016	YTD 2017	YTD 2016	YTD 2015	Change 16 to 17	Change vs. 2015
53S ShotSpotter Calls	18	22	22.9	84	60	91.7	393	525	214	-132	179
Sig 53 Shots Fired Calls	27	62	52.0	195	179	207.9	815	994	732	-179	83



COMPSTAT WEST CHATHAM PRECINCT Week Ending 05/06/17

PRECINCT COMMANDER:

CAPT. JOHN BEST



	Week Ending 05/06/17	Week Ending 04/29/17	Weekly Avg 2016	28-Day Ending 05/06/17	28-Day Ending 4/8/17	Avg 28-Day 2016	YTD 2017	YTD 2016	YTD 2015	Change 16 to 17	Change vs. 2015
HOMICIDE	0	0	0	0	0	0	2	1	0	1	2
RAPE (11A) *	0	0	0	0	0	1	2	5	3	-3	-1
RAPE (11B & 11C) *	0	0	0	1	1	1	3	5	1	-2	2
COMMERCIAL ROBBERY	1	1	0	2	1	1	4	7	5	-3	-1
STREET ROBBERY	0	0	1	2	1	3	6	9	6	-3	0
RESIDENTIAL ROBBERY	0	0	0	0	1	1	2	8	2	-6	0
AGG ASSAULT w/ GUN	1	1	1	2	4	4	15	16	10	-1	5
AGG ASSAULT w/o GUN	2	1	1	5	5	4	18	15	11	3	7
TOTAL VIOLENT	4	3	4	12	13	16	52	66	38	-21%	37%
COMMERCIAL BURGLARY	0	0	1	2	3	5	15	23	25	-8	-10
RESIDENTIAL BURGLARY	3	8	6	18	14	22	94	108	83	-14	11
SUDDEN SNATCHING	0	1	0	2	0	1	3	4	2	-1	1
SHOPLIFTING	2	1	3	10	17	14	59	63	70	-4	-11
THEFT FROM VEHICLE	4	6	7	15	12	29	84	131	99	-47	-15
THEFT FROM YARD	5	1	3	12	12	10	45	42	47	3	-2
THEFT FROM BLDG	4	3	4	20	25	16	89	61	60	28	29
OTHER LARCENY	1	1	1	4	4	4	20	8	15	12	5
AUTO THEFT	5	1	4	14	10	16	61	61	71	0	-10
TOTAL PROPERTY	24	22	29	97	97	118	470	501	472	-6%	0%
TOTAL PART I	28	25	33	109	110	134	522	567	510	-8%	2%

Difference from Last Year -45

Statistics are based on UCR criteria, not GA Criminal Code.

Statistics are preliminary, based on RMS data at the time prepared, and are subject to change due to late reports, reclassifications, updated locations, etc.

Cell Shading: white is within 0.6 standard deviation of the mean; red is above; green is below.

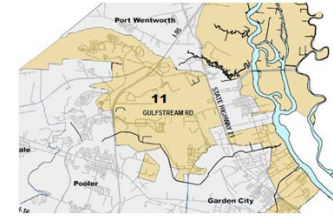
* Rape Code 11A is the historical definition of rape (aka Legacy Rape); Rape Codes 11B and 11C are those moved from Part II to Part I in 2017.

Citizen Initiated Calls	Week Ending 05/06/17	Week Ending 04/29/17	Weekly Avg 2016	28-Day Ending 05/06/17	28-Day Ending 4/8/17	Avg 28-Day 2016	YTD 2017	YTD 2016	YTD 2015	Change 16 to 17	Change vs. 2015
Midnight Shift	115	103	114	425	432	455	1959	1961	1945	-2	14
Day Shift	292	265	282	1128	1099	1127	4816	5055	4919	-239	-103
Afternoon Shift	310	305	294	1256	1171	1177	5053	5083	5037	-30	16
TOTAL CITIZEN CFS	717	717	690	2809	2702	2758	11828	12099	11901	-2.2%	-0.6%
53S ShotSpotter Calls	0	0	0	0	1	0	1	3	1	-2	0
Sig 53 Shots Fired Calls	6	9	10	30	35	38	145	188	154	-43	-9

BEAT 11

West Chatham Precinct

Week Ending 05/06/17



	Last 4 Weeks				28 Days Ending 05/06/17	28 Day Average 2016	YTD 2017	YTD 2016	YTD 2015	Change 16 to 17	Change vs. 2015
	Ending 04/15/17	Ending 04/22/17	Ending 04/29/17	Ending 05/06/17							
HOMICIDE	0	0	0	0	0	0.0	0	0	0	0	0
RAPE (11A) *	0	0	0	0	0	0.1	0	1	0	-1	0
RAPE (11B & 11C) *	0	0	0	0	0	0.1	0	0	0	0	0
COMMERCIAL ROBBERY	0	0	0	0	0	0.3	1	2	1	-1	0
STREET ROBBERY	0	0	0	0	0	0.2	1	1	1	0	0
RESIDENTIAL ROBBERY	0	0	0	0	0	0.1	0	0	0	0	0
AGG ASSAULT w/ GUN	0	0	0	1	1	0.1	3	1	1	2	2
AGG ASSAULT w/o GUN	0	0	0	0	0	0.5	2	3	0	-1	2
TOTAL VIOLENT	0	0	0	1	1	1.3	7	8	3	-13%	133%
COMMERCIAL BURGLARY	1	0	0	0	1	0.4	2	2	5	0	-3
RESIDENTIAL BURGLARY	0	0	0	0	0	1.1	6	5	8	1	-2
SUDDEN SNATCHING	0	0	0	0	0	0.1	0	1	0	-1	0
SHOPLIFTING	0	0	0	0	0	0.2	1	0	1	1	0
THEFT FROM VEHICLE	0	0	2	0	2	3.5	16	14	10	2	6
THEFT FROM YARD	0	0	0	1	1	1.9	10	8	8	2	2
THEFT FROM BLDG	1	1	1	0	3	3.3	21	14	20	7	1
OTHER LARCENY	0	0	0	0	0	0.7	1	2	2	-1	-1
AUTO THEFT	1	1	0	0	2	2.2	12	9	11	3	1
TOTAL PROPERTY	3	2	3	1	9	13.4	69	55	65	25%	6%
TOTAL PART I	3	2	3	2	10	14.7	76	63	68	21%	12%

Difference from Last Year 13

Statistics are based on UCR criteria, not GA Criminal Code.

* Rape Code 11A is the historical definition of rape (aka Legacy Rape); Rape Codes 11B and 11C are those moved from Part II to Part I in 2017.

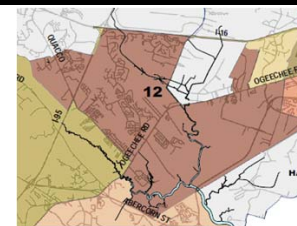
Statistics are preliminary, based on RMS data at the time prepared, and are subject to change due to late reports, reclassifications, updated locations, etc.

Shots Fired Calls	Week Ending 04/08/17	Week Ending 04/15/17	Week Ending 04/29/17	Week Ending 05/06/17	28 Days Ending 05/06/17	28 Day Average 2016	YTD 2017	YTD 2016	YTD 2015	Change 16 to 17	Change vs. 2015
53S ShotSpotter Calls	0	0	0	0	0	0.0	0	0	0	0%	0%
Sig 53 Shots Fired Calls	1	0	0	0	1	1.6	7	5	13	40%	-46%

BEAT 12

West Chatham Precinct

Week Ending 05/06/17



	Last 4 Weeks				28 Days Ending 05/06/17	28 Day Average 2016	YTD 2017	YTD 2016	YTD 2015	Change 16 to 17	Change vs. 2015
	Ending 04/15/17	Ending 04/22/17	Ending 04/29/17	Ending 05/06/17							
HOMICIDE	0	0	0	0	0	0.1	0	0	0	0	0
RAPE (11A) *	0	0	0	0	0	0.2	0	1	2	-1	-2
RAPE (11B & 11C) *	0	0	0	0	0	0.6	0	3	1	-3	-1
COMMERCIAL ROBBERY	0	0	1	0	1	0.3	1	2	1	-1	0
STREET ROBBERY	0	0	0	0	0	0.6	0	3	2	-3	-2
RESIDENTIAL ROBBERY	0	0	0	0	0	0.3	0	0	0	0	0
AGG ASSAULT w/ GUN	0	0	0	0	0	0.7	4	2	0	2	4
AGG ASSAULT w/o GUN	0	0	1	1	2	0.8	6	2	2	4	4
TOTAL VIOLENT	0	0	2	1	3	3.6	11	13	8	-15%	38%
COMMERCIAL BURGLARY	0	0	0	0	0	0.5	1	2	3	-1	-2
RESIDENTIAL BURGLARY	1	1	3	0	5	7.1	16	41	23	-25	-7
SUDDEN SNATCHING	0	0	0	0	0	0.3	0	1	0	-1	0
SHOPLIFTING	1	0	0	0	1	2.9	10	13	8	-3	2
THEFT FROM VEHICLE	1	1	1	0	3	8.6	26	27	29	-1	-3
THEFT FROM YARD	1	0	0	2	3	2.6	6	8	12	-2	-6
THEFT FROM BLDG	1	0	0	1	2	2.7	18	14	7	4	11
OTHER LARCENY	0	0	0	0	0	0.9	3	3	4	0	-1
AUTO THEFT	2	0	0	2	4	4.0	8	17	16	-9	-8
TOTAL PROPERTY	7	2	4	5	18	29.5	88	126	102	-30%	-14%
TOTAL PART I	7	2	6	6	21	33.1	99	139	110	-29%	-10%

Difference from Last Year -40

Statistics are based on UCR criteria, not GA Criminal Code.

* Rape Code 11A is the historical definition of rape (aka Legacy Rape); Rape Codes 11B and 11C are those moved from Part II to Part I in 2017.

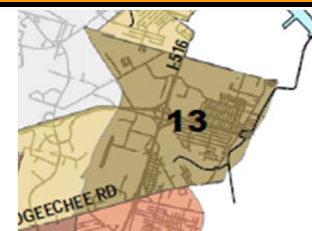
Statistics are preliminary, based on RMS data at the time prepared, and are subject to change due to late reports, reclassifications, updated locations, etc.

Shots Fired Calls	Week Ending 04/08/17	Week Ending 04/15/17	Week Ending 04/29/17	Week Ending 05/06/17	28 Days Ending 05/06/17	28 Day Average 2016	YTD 2017	YTD 2016	YTD 2015	Change 16 to 17	Change vs. 2015
53S ShotSpotter Calls	0	0	0	0	0	0.0	0	0	0	0%	0%
Sig 53 Shots Fired Calls	1	0	3	0	4	6.5	33	25	27	32%	22%

BEAT 13

West Chatham Precinct

Week Ending 05/06/17



	Last 4 Weeks				28 Days Ending 05/06/17	28 Day Average 2016	YTD 2017	YTD 2016	YTD 2015	Change 16 to 17	Change vs. 2015
	Ending 04/15/17	Ending 04/22/17	Ending 04/29/17	Ending 05/06/17							
HOMICIDE	0	0	0	0	0	0.1	1	0	0	1	1
RAPE (11A) *	0	0	0	0	0	0.4	1	2	0	-1	1
RAPE (11B & 11C) *	0	0	0	0	0	0.1	0	0	0	0	0
COMMERCIAL ROBBERY	0	0	0	0	0	0.2	1	0	0	1	1
STREET ROBBERY	0	1	0	0	1	0.8	2	1	0	1	2
RESIDENTIAL ROBBERY	0	0	0	0	0	0.2	1	2	0	-1	1
AGG ASSAULT w/ GUN	0	0	0	0	0	1.2	2	7	4	-5	-2
AGG ASSAULT w/o GUN	0	1	0	1	2	0.8	6	4	3	2	3
TOTAL VIOLENT	0	2	0	1	3	3.6	14	16	7	-13%	100%
COMMERCIAL BURGLARY	0	0	0	0	0	1.1	6	4	8	2	-2
RESIDENTIAL BURGLARY	0	0	0	0	0	3.1	13	13	13	0	0
SUDDEN SNATCHING	0	0	0	0	0	0.3	1	0	2	1	-1
SHOPLIFTING	0	0	1	1	2	1.6	8	6	4	2	4
THEFT FROM VEHICLE	1	0	1	0	2	4.2	9	24	15	-15	-6
THEFT FROM YARD	0	1	0	0	1	1.9	6	7	8	-1	-2
THEFT FROM BLDG	2	2	0	0	4	2.1	9	9	10	0	-1
OTHER LARCENY	0	1	0	0	1	0.1	2	0	1	2	1
AUTO THEFT	1	0	0	1	2	2.7	11	11	17	0	-6
TOTAL PROPERTY	4	4	2	2	12	17.1	65	74	78	-12%	-17%
TOTAL PART I	4	6	2	3	15	20.7	79	90	85	-12%	-7%

Difference from Last Year -11

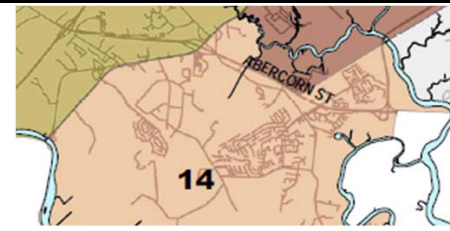
Statistics are based on UCR criteria, not GA Criminal Code.

* Rape Code 11A is the historical definition of rape (aka Legacy Rape); Rape Codes 11B and 11C are those moved from Part II to Part I in 2017.

Statistics are preliminary, based on RMS data at the time prepared, and are subject to change due to late reports, reclassifications, updated locations, etc.

Shots Fired Calls	Week Ending 04/08/17	Week Ending 04/15/17	Week Ending 04/29/17	Week Ending 05/06/17	28 Days Ending 05/06/17	28 Day Average 2016	YTD 2017	YTD 2016	YTD 2017	Change 16 to 17	Change vs. 2015
53S ShotSpotter Calls	0	0	0	0	0	0.2	1	3	0	0%	0%
Sig 53 Shots Fired Calls	1	1	1	0	3	8.6	22	46	30	-52%	-27%

BEAT 14
West Chatham Precinct
Week Ending 05/06/17



	Last 4 Weeks				28 Days Ending 05/06/17	28 Day Average 2016	YTD 2017	YTD 2016	YTD 2015	Change 16 to 17	Change vs. 2015
	Ending 04/15/17	Ending 04/22/17	Ending 04/29/17	Ending 05/06/17							
HOMICIDE	0	0	0	0	0	0.2	0	0	0	0	0
RAPE (11A) *	0	0	0	0	0	0.0	1	0	0	1	1
RAPE (11B & 11C) *	0	0	0	0	0	0.2	1	1	0	0	1
COMMERCIAL ROBBERY	0	0	0	1	1	0.2	1	0	0	1	1
STREET ROBBERY	0	1	0	0	1	0.4	2	0	0	2	2
RESIDENTIAL ROBBERY	0	0	0	0	0	0.2	0	1	0	-1	0
AGG ASSAULT w/ GUN	0	0	0	0	0	0.2	2	1	0	1	2
AGG ASSAULT w/o GUN	0	0	0	0	0	0.5	0	2	1	-2	-1
TOTAL VIOLENT	0	1	0	1	2	1.6	7	5	1	40%	600%
COMMERCIAL BURGLARY	0	0	0	0	0	0.9	2	4	1	-2	1
RESIDENTIAL BURGLARY	0	3	3	1	7	4.0	33	18	12	15	21
SUDDEN SNATCHING	0	0	0	0	0	0.1	0	0	0	0	0
SHOPLIFTING	2	0	0	1	3	0.7	7	4	1	3	6
THEFT FROM VEHICLE	0	1	1	1	3	3.7	13	12	21	1	-8
THEFT FROM YARD	1	1	0	0	2	1.6	9	9	7	0	2
THEFT FROM BLDG	3	0	0	0	3	1.8	16	3	8	13	8
OTHER LARCENY	0	1	0	0	1	1.2	8	1	5	7	3
AUTO THEFT	1	0	0	0	1	2.6	5	6	11	-1	-6
TOTAL PROPERTY	7	6	4	3	20	16.5	93	57	66	63%	41%
TOTAL PART I	7	7	4	4	22	18.1	100	62	67	61%	49%

Difference from Last Year 38

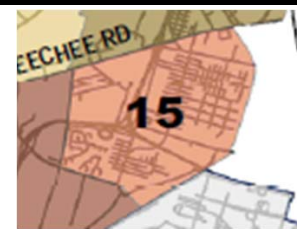
Statistics are based on UCR criteria, not GA Criminal Code.

* Rape Code 11A is the historical definition of rape (aka Legacy Rape); Rape Codes 11B and 11C are those moved from Part II to Part I in 2017.

Statistics are preliminary, based on RMS data at the time prepared, and are subject to change due to late reports, reclassifications, updated locations, etc.

Shots Fired Calls	Week Ending 04/08/17	Week Ending 04/15/17	Week Ending 04/29/17	Week Ending 05/06/17	28 Days Ending 05/06/17	28 Day Average 2016	YTD 2017	YTD 2016	YTD 2015	Change 16 to 17	Change vs. 2015
53S ShotSpotter Calls	0	0	0	0	0	0.0	0	0	1	0%	0%
Sig 53 Shots Fired Calls	1	3	2	3	9	7.4	31	48	33	-35%	-6%

BEAT 15
West Chatham Precinct
Week Ending 05/06/17



	Last 4 Weeks				28 Days Ending 05/06/17	28 Day Average 2016	YTD 2017	YTD 2016	YTD 2015	Change 16 to 17	Change vs. 2015
	Ending 04/15/17	Ending 04/22/17	Ending 04/29/17	Ending 05/06/17							
HOMICIDE	0	0	0	0	0	0.2	0	1	0	-1	0
RAPE (11A) *	0	0	0	0	0	0.2	0	1	1	-1	-1
RAPE (11B & 11C) *	0	0	0	0	0	0.4	0	1	0	-1	0
COMMERCIAL ROBBERY	0	0	0	0	0	0.5	0	2	0	-2	0
STREET ROBBERY	0	0	0	0	0	0.7	1	1	2	0	-1
RESIDENTIAL ROBBERY	0	0	0	0	0	0.3	0	3	1	-3	-1
AGG ASSAULT w/ GUN	0	0	1	0	1	0.9	4	3	5	1	-1
AGG ASSAULT w/o GUN	0	0	0	0	0	0.9	0	3	2	-3	-2
TOTAL VIOLENT	0	0	1	0	1	4.0	5	15	11	-67%	-55%
COMMERCIAL BURGLARY	0	0	0	0	0	1.3	2	5	8	-3	-6
RESIDENTIAL BURGLARY	1	0	2	0	3	3.9	18	20	12	-2	6
SUDDEN SNATCHING	0	0	1	0	1	0.2	1	2	0	-1	1
SHOPLIFTING	0	0	0	0	0	1.5	3	10	1	-7	2
THEFT FROM VEHICLE	0	0	0	3	3	2.9	11	21	6	-10	5
THEFT FROM YARD	0	0	0	1	1	1.0	7	4	1	3	6
THEFT FROM BLDG	0	0	1	3	4	2.2	9	9	2	0	7
OTHER LARCENY	0	0	0	1	1	0.3	2	2	0	0	2
AUTO THEFT	0	0	0	2	2	1.9	12	8	8	4	4
TOTAL PROPERTY	1	0	4	10	15	15.2	65	81	38	-20%	71%
TOTAL PART I	1	0	5	10	16	19.2	70	96	49	-27%	43%

Difference from Last Year -26

Statistics are based on UCR criteria, not GA Criminal Code.

* Rape Code 11A is the historical definition of rape (aka Legacy Rape); Rape Codes 11B and 11C are those moved from Part II to Part I in 2017.

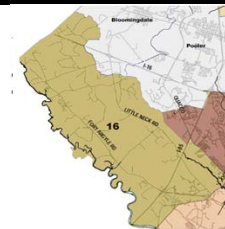
Statistics are preliminary, based on RMS data at the time prepared, and are subject to change due to late reports, reclassifications, updated locations, etc.

Shots Fired Calls	Week Ending 04/08/17	Week Ending 04/15/17	Week Ending 04/29/17	Week Ending 05/06/17	28 Days Ending 05/06/17	28 Day Average 2016	YTD 2017	YTD 2016	YTD 2015	Change 16 to 17	Change vs. 2015
53S ShotSpotter Calls	0	0	0	0	0	0.0	0	0	0	0%	0%
Sig 53 Shots Fired Calls	3	2	3	1	9	8.2	30	37	35	-19%	-14%

BEAT 16

West Chatham Precinct

Week Ending 05/06/17



	Last 4 Weeks				28 Days Ending 05/06/17	28 Day Average 2016	YTD 2017	YTD 2016	YTD 2015	Change 16 to 17	Change vs. 2015
	Ending 04/15/17	Ending 04/22/17	Ending 04/29/17	Ending 05/06/17							
HOMICIDE	0	0	0	0	0	0.0	1	0	0	1	1
RAPE (11A) *	0	0	0	0	0	0.2	0	0	0	0	0
RAPE (11B & 11C) *	1	0	0	0	1	0.0	2	0	0	2	2
COMMERCIAL ROBBERY	0	0	0	0	0	0.1	0	1	3	-1	-3
STREET ROBBERY	0	0	0	0	0	0.4	0	3	1	-3	-1
RESIDENTIAL ROBBERY	0	0	0	0	0	0.4	1	2	1	-1	0
AGG ASSAULT w/ GUN	0	0	0	0	0	0.5	0	2	0	-2	0
AGG ASSAULT w/o GUN	1	0	0	0	1	0.5	4	1	3	3	1
TOTAL VIOLENT	2	0	0	0	2	1.9	8	9	8	-11%	0%
COMMERCIAL BURGLARY	0	1	0	0	1	0.9	2	6	0	-4	2
RESIDENTIAL BURGLARY	1	0	0	2	3	3.1	8	11	15	-3	-7
SUDDEN SNATCHING	1	0	0	0	1	0.1	1	0	0	1	1
SHOPLIFTING	0	4	0	0	4	7.0	30	30	55	0	-25
THEFT FROM VEHICLE	1	0	1	0	2	6.3	9	33	18	-24	-9
THEFT FROM YARD	0	2	1	1	4	1.4	7	6	11	1	-4
THEFT FROM BLDG	1	2	1	0	4	3.7	16	12	13	4	3
OTHER LARCENY	0	0	1	0	1	0.5	4	0	3	4	1
AUTO THEFT	1	1	1	0	3	3.0	13	10	8	3	5
TOTAL PROPERTY	5	10	5	3	23	25.9	90	108	123	-17%	-27%
TOTAL PART I	7	10	5	3	25	27.8	98	117	131	-16%	-25%

Difference from Last Year -19

Statistics are based on UCR criteria, not GA Criminal Code.

* Rape Code 11A is the historical definition of rape (aka Legacy Rape); Rape Codes 11B and 11C are those moved from Part II to Part I in 2017.

Statistics are preliminary, based on RMS data at the time prepared, and are subject to change due to late reports, reclassifications, updated locations, etc.

Shots Fired Calls	Week Ending 04/08/17	Week Ending 04/15/17	Week Ending 04/29/17	Week Ending 05/06/17	28 Days Ending 05/06/17	28 Day Average 2016	YTD 2017	YTD 2016	YTD 2015	Change 16 to 17	Change vs. 2015
53S ShotSpotter Calls	0	0	0	0	0	0.0	0	0	0	0%	0%
Sig 53 Shots Fired Calls	1	1	0	2	4	6.1	22	27	16	-19%	38%



COMPSTAT DOWNTOWN PRECINCT Week Ending 05/06/17

PRECINCT COMMANDER:
CAPT. JOY GELLATLY



	Week Ending 05/06/17	Week Ending 04/29/17	Weekly Avg 2016	28-Day Ending 05/06/17	28-Day Ending 4/8/17	Avg 28-Day 2016	YTD 2017	YTD 2016	YTD 2015	Change 16 to 17	Change vs. 2015
HOMICIDE	0	0	0	0	0	0	3	3	1	0	2
RAPE (11A) *	0	0	0	0	3	1	4	2	6	2	-2
RAPE (11B & 11C) *	0	0	0	0	0	1	3	3	0	0	3
COMMERCIAL ROBBERY	1	0	0	1	0	1	2	3	3	-1	-1
STREET ROBBERY	2	1	3	7	3	13	37	59	30	-22	7
RESIDENTIAL ROBBERY	0	0	0	0	0	0	1	1	3	0	-2
AGG ASSAULT w/ GUN	1	1	1	5	2	6	22	29	17	-7	5
AGG ASSAULT w/o GUN	0	1	1	5	5	5	22	17	9	5	13
TOTAL VIOLENT	4	3	7	18	13	27	94	117	69	-20%	36%
COMMERCIAL BURGLARY	0	0	1	0	2	5	12	18	8	-6	4
RESIDENTIAL BURGLARY	1	3	3	8	6	11	27	50	37	-23	-10
SUDDEN SNATCHING	2	1	1	4	4	4	20	20	16	0	4
SHOPLIFTING	6	3	5	17	16	19	76	65	76	11	0
THEFT FROM VEHICLE	8	8	11	27	15	42	153	206	123	-53	30
THEFT FROM YARD	5	5	4	18	24	16	84	65	58	19	26
THEFT FROM BLDG	3	5	5	17	17	21	81	107	81	-26	0
OTHER LARCENY	0	0	1	3	3	2	8	13	5	-5	3
AUTO THEFT	5	1	4	10	20	16	61	67	51	-6	10
TOTAL PROPERTY	30	26	34	104	107	136	522	611	455	-15%	15%
TOTAL PART I	34	29	41	122	120	163	616	728	524	-15%	18%

Statistics are based on UCR criteria, not GA Criminal Code.

Difference from Last Year -112

Statistics are preliminary, based on RMS data at the time prepared, and are subject to change due to late reports, reclassifications, updated locations, etc.

Cell Shading: white is within 0.6 standard deviation of the mean; red is above; green is below.

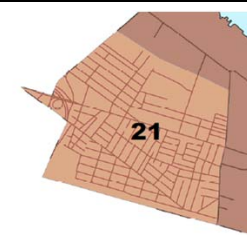
* Rape Code 11A is the historical definition of rape (aka Legacy Rape); Rape Codes 11B and 11C are those moved from Part II to Part I in 2017.

Citizen Initiated Calls	Week Ending 05/06/17	Week Ending 04/29/17	Weekly Avg 2016	28-Day Ending 05/06/17	28-Day Ending 4/8/17	Avg 28-Day 2016	YTD 2017	YTD 2016	YTD 2015	Change 16 to 17	Change vs. 2015
Midnight Shift	108	109	121	448	407	484	1997	2070	2044	-73	-47
Day Shift	218	211	233	844	832	931	3710	3899	3923	-189	-213
Afternoon Shift	242	230	252	923	947	1010	4103	4196	4247	-93	-144
TOTAL CITIZEN CFS	568	550	606	2215	2186	2425	9810	10165	10213	-3.5%	-3.9%
53S ShotSpotter Calls	2	5	8	24	9	30	86	166	68	-80	18
Sig 53 Shots Fired Calls	9	10	11	38	23	43	152	193	125	-41	27

BEAT 21

Downtown Precinct

Week Ending 05/06/17



	Last 4 Weeks				28 Days Ending 05/06/17	28 Day Average 2016	YTD 2017	YTD 2016	YTD 2015	Change 16 to 17	Change vs. 2015
	Ending 04/15/17	Ending 04/22/17	Ending 04/29/17	Ending 05/06/17							
HOMICIDE	0	0	0	0	0	0.2	0	2	0	-2	0
RAPE (11A) *	0	0	0	0	0	0.1	0	0	1	0	-1
RAPE (11B & 11C) *	0	0	0	0	0	0.1	0	0	0	0	0
COMMERCIAL ROBBERY	0	0	0	0	0	0.3	0	2	0	-2	0
STREET ROBBERY	1	0	0	0	1	0.7	5	5	3	0	2
RESIDENTIAL ROBBERY	0	0	0	0	0	0.1	0	0	1	0	-1
AGG ASSAULT w/ GUN	0	2	0	0	2	1.1	12	4	6	8	6
AGG ASSAULT w/o GUN	1	0	1	0	2	1.4	3	7	4	-4	-1
TOTAL VIOLENT	2	2	1	0	5	3.9	20	20	15	0%	33%
COMMERCIAL BURGLARY	0	0	0	0	0	0.7	2	1	1	1	1
RESIDENTIAL BURGLARY	0	1	1	0	2	1.9	6	8	13	-2	-7
SUDDEN SNATCHING	0	0	0	0	0	0.1	0	0	0	0	0
SHOPLIFTING	0	0	0	0	0	2.1	11	4	9	7	2
THEFT FROM VEHICLE	0	1	1	1	3	2.5	8	7	20	1	-12
THEFT FROM YARD	0	0	1	0	1	1.7	3	5	4	-2	-1
THEFT FROM BLDG	1	0	1	0	2	2.0	5	7	11	-2	-6
OTHER LARCENY	0	0	0	0	0	0.2	1	1	0	0	1
AUTO THEFT	1	1	1	1	4	2.5	10	14	9	-4	1
TOTAL PROPERTY	2	3	5	2	12	13.6	46	47	67	-2%	-31%
TOTAL PART I	4	5	6	2	17	17.5	66	67	82	-1%	-20%

Difference from Last Year -1

Statistics are based on UCR criteria, not GA Criminal Code.

* Rape Code 11A is the historical definition of rape (aka Legacy Rape); Rape Codes 11B and 11C are those moved from Part II to Part I in 2017.

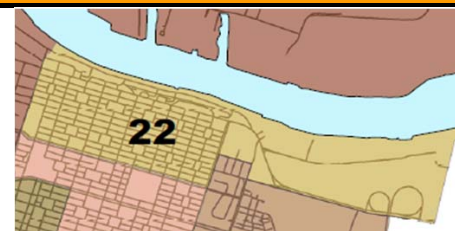
Statistics are preliminary, based on RMS data at the time prepared, and are subject to change due to late reports, reclassifications, updated locations, etc.

Shots Fired Calls	Week Ending 04/08/17	Week Ending 04/15/17	Week Ending 04/29/17	Week Ending 05/06/17	28 Days Ending 05/06/17	28 Day Average 2016	YTD 2017	YTD 2016	YTD 2015	Change 16 to 17	Change vs. 2015
53S ShotSpotter Calls	0	0	0	0	0	0.0	0	0	0	0%	0%
Sig 53 Shots Fired Calls	1	3	5	1	10	9.3	33	43	25	-23%	32%

BEAT 22

Downtown Precinct

Week Ending 05/06/17



	Last 4 Weeks				28 Days Ending 05/06/17	28 Day Average 2016	YTD 2017	YTD 2016	YTD 2015	Change 16 to 17	Change vs. 2015
	Ending 04/15/17	Ending 04/22/17	Ending 04/29/17	Ending 05/06/17							
HOMICIDE	0	0	0	0	0	0.0	0	0	0	0	0
RAPE (11A) *	0	0	0	0	0	0.4	2	0	4	2	-2
RAPE (11B & 11C) *	0	0	0	0	0	0.2	0	0	0	0	0
COMMERCIAL ROBBERY	0	0	0	0	0	0.1	0	0	0	0	0
STREET ROBBERY	0	0	0	0	0	3.4	3	9	7	-6	-4
RESIDENTIAL ROBBERY	0	0	0	0	0	0.0	0	0	0	0	0
AGG ASSAULT w/ GUN	0	0	0	1	1	0.6	2	2	1	0	1
AGG ASSAULT w/o GUN	1	1	0	0	2	0.9	4	3	0	1	4
TOTAL VIOLENT	1	1	0	1	3	5.6	11	14	12	-21%	-8%
COMMERCIAL BURGLARY	0	0	0	0	0	0.8	4	3	4	1	0
RESIDENTIAL BURGLARY	0	0	0	0	0	0.5	0	5	0	-5	0
SUDDEN SNATCHING	0	0	1	0	1	2.9	15	14	9	1	6
SHOPLIFTING	2	1	1	1	5	3.0	16	20	5	-4	11
THEFT FROM VEHICLE	3	0	1	3	7	10.9	25	54	20	-29	5
THEFT FROM YARD	2	1	1	2	6	3.1	23	16	14	7	9
THEFT FROM BLDG	1	0	2	1	4	8.0	30	41	26	-11	4
OTHER LARCENY	1	0	0	0	1	0.4	2	2	0	0	2
AUTO THEFT	0	0	0	0	0	3.1	9	10	5	-1	4
TOTAL PROPERTY	9	2	6	7	24	32.7	124	165	83	-25%	49%
TOTAL PART I	10	3	6	8	27	38.3	135	179	95	-25%	42%

Difference from Last Year -44

Statistics are based on UCR criteria, not GA Criminal Code.

* Rape Code 11A is the historical definition of rape (aka Legacy Rape); Rape Codes 11B and 11C are those moved from Part II to Part I in 2017.

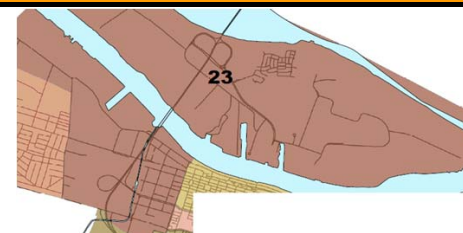
Statistics are preliminary, based on RMS data at the time prepared, and are subject to change due to late reports, reclassifications, updated locations, etc.

Shots Fired Calls	Week Ending 04/08/17	Week Ending 04/15/17	Week Ending 04/29/17	Week Ending 05/06/17	28 Days Ending 05/06/17	28 Day Average 2016	YTD 2017	YTD 2016	YTD 2015	Change 16 to 17	Change vs. 2015
53S ShotSpotter Calls	0	0	0	0	0	1.2	4	5	2	0%	0%
Sig 53 Shots Fired Calls	1	1	0	1	3	1.8	8	10	10	-20%	-20%

BEAT 23

Downtown Precinct

Week Ending 05/06/17



	Last 4 Weeks				28 Days Ending 05/06/17	28 Day Average 2016	YTD 2017	YTD 2016	YTD 2015	Change 16 to 17	Change vs. 2015
	Ending 04/15/17	Ending 04/22/17	Ending 04/29/17	Ending 05/06/17							
HOMICIDE	0	0	0	0	0	0.0	2	0	0	2	2
RAPE (11A) *	0	0	0	0	0	0.1	1	1	0	0	1
RAPE (11B & 11C) *	0	0	0	0	0	0.0	2	0	0	2	2
COMMERCIAL ROBBERY	0	0	0	0	0	0.0	0	0	0	0	0
STREET ROBBERY	0	0	0	0	0	1.7	2	6	5	-4	-3
RESIDENTIAL ROBBERY	0	0	0	0	0	0.2	0	0	0	0	0
AGG ASSAULT w/ GUN	0	0	0	0	0	0.6	1	2	1	-1	0
AGG ASSAULT w/o GUN	0	0	0	0	0	0.8	3	3	1	0	2
TOTAL VIOLENT	0	0	0	0	0	3.3	11	12	7	-8%	57%
COMMERCIAL BURGLARY	0	0	0	0	0	0.1	1	0	0	1	1
RESIDENTIAL BURGLARY	0	2	0	0	2	1.3	2	3	3	-1	-1
SUDDEN SNATCHING	0	0	0	1	1	0.4	2	2	2	0	0
SHOPLIFTING	0	0	1	0	1	2.0	6	7	7	-1	-1
THEFT FROM VEHICLE	0	0	2	1	3	4.4	15	30	14	-15	1
THEFT FROM YARD	0	1	0	0	1	1.7	3	4	1	-1	2
THEFT FROM BLDG	1	2	0	0	3	3.1	12	18	13	-6	-1
OTHER LARCENY	0	1	0	0	1	0.3	1	0	0	1	1
AUTO THEFT	0	0	0	0	0	2.0	3	8	7	-5	-4
TOTAL PROPERTY	1	6	3	2	12	15.3	45	72	47	-38%	-4%
TOTAL PART I	1	6	3	2	12	18.6	56	84	54	-33%	4%

Difference from Last Year -28

Statistics are based on UCR criteria, not GA Criminal Code.

* Rape Code 11A is the historical definition of rape (aka Legacy Rape); Rape Codes 11B and 11C are those moved from Part II to Part I in 2017.

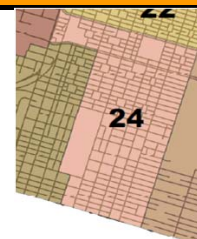
Statistics are preliminary, based on RMS data at the time prepared, and are subject to change due to late reports, reclassifications, updated locations, etc.

Shots Fired Calls	Week Ending 04/08/17	Week Ending 04/15/17	Week Ending 04/29/17	Week Ending 05/06/17	28 Days Ending 05/06/17	28 Day Average 2016	YTD 2017	YTD 2016	YTD 2015	Change 16 to 17	Change vs. 2015
53S ShotSpotter Calls	0	0	0	0	0	3.5	12	22	13	0%	0%
Sig 53 Shots Fired Calls	0	0	0	0	0	3.5	8	16	15	-50%	-47%

BEAT 24

Downtown Precinct

Week Ending 05/06/17



	Last 4 Weeks				28 Days Ending 05/06/17	28 Day Average 2016	YTD 2017	YTD 2016	YTD 2015	Change 16 to 17	Change vs. 2015
	Ending 04/15/17	Ending 04/22/17	Ending 04/29/17	Ending 05/06/17							
HOMICIDE	0	0	0	0	0	0.1	0	0	0	0	0
RAPE (11A) *	0	0	0	0	0	0.2	1	0	1	1	0
RAPE (11B & 11C) *	0	0	0	0	0	0.2	0	0	0	0	0
COMMERCIAL ROBBERY	0	0	0	0	0	0.1	1	0	1	1	0
STREET ROBBERY	0	1	1	0	2	3.1	10	13	6	-3	4
RESIDENTIAL ROBBERY	0	0	0	0	0	0.2	0	0	1	0	-1
AGG ASSAULT w/ GUN	0	0	0	0	0	0.1	1	0	1	1	0
AGG ASSAULT w/o GUN	0	0	0	0	0	0.5	1	1	0	0	1
TOTAL VIOLENT	0	1	1	0	2	4.3	14	14	10	0%	40%
COMMERCIAL BURGLARY	0	0	0	0	0	0.5	1	1	1	0	0
RESIDENTIAL BURGLARY	0	0	0	0	0	1.5	5	6	4	-1	1
SUDDEN SNATCHING	0	0	0	0	0	0.5	0	3	4	-3	-4
SHOPLIFTING	1	0	1	3	5	5.0	14	19	43	-5	-29
THEFT FROM VEHICLE	0	2	2	1	5	10.3	49	62	38	-13	11
THEFT FROM YARD	1	1	2	2	6	5.1	32	20	23	12	9
THEFT FROM BLDG	0	0	1	1	2	3.7	14	19	13	-5	1
OTHER LARCENY	0	0	0	0	0	0.8	2	4	4	-2	-2
AUTO THEFT	0	1	0	3	4	3.3	18	11	9	7	9
TOTAL PROPERTY	2	4	6	10	22	30.7	135	145	139	-7%	-3%
TOTAL PART I	2	5	7	10	24	35.0	149	159	149	-6%	0%

Difference from Last Year -10

Statistics are based on UCR criteria, not GA Criminal Code.

* Rape Code 11A is the historical definition of rape (aka Legacy Rape); Rape Codes 11B and 11C are those moved from Part II to Part I in 2017.

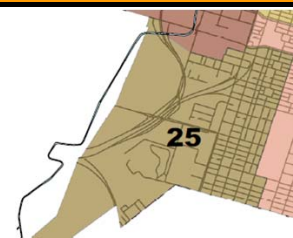
Statistics are preliminary, based on RMS data at the time prepared, and are subject to change due to late reports, reclassifications, updated locations, etc.

Shots Fired Calls	Week Ending 04/08/17	Week Ending 04/15/17	Week Ending 04/29/17	Week Ending 05/06/17	28 Days Ending 05/06/17	28 Day Average 2016	YTD 2017	YTD 2016	YTD 2015	Change 16 to 17	Change vs. 2015
53S ShotSpotter Calls	1	1	0	0	2	3.8	13	19	9	0%	0%
Sig 53 Shots Fired Calls	1	0	1	4	6	8.8	32	37	20	-14%	60%

BEAT 25

Downtown Precinct

Week Ending 05/06/17



	Last 4 Weeks				28 Days Ending 05/06/17	28 Day Average 2016	YTD 2017	YTD 2016	YTD 2015	Change 16 to 17	Change vs. 2015
	Ending 04/15/17	Ending 04/22/17	Ending 04/29/17	Ending 05/06/17							
HOMICIDE	0	0	0	0	0	0.0	0	0	1	0	-1
RAPE (11A) *	0	0	0	0	0	0.1	0	1	0	-1	0
RAPE (11B & 11C) *	0	0	0	0	0	0.2	0	2	0	-2	0
COMMERCIAL ROBBERY	0	0	0	1	1	0.1	1	1	2	0	-1
STREET ROBBERY	1	0	0	2	3	2.4	9	13	3	-4	6
RESIDENTIAL ROBBERY	0	0	0	0	0	0.0	0	0	0	0	0
AGG ASSAULT w/ GUN	0	1	1	0	2	0.9	3	4	7	-1	-4
AGG ASSAULT w/o GUN	0	0	0	0	0	0.8	3	2	1	1	2
TOTAL VIOLENT	1	1	1	3	6	4.5	16	23	14	-30%	14%
COMMERCIAL BURGLARY	0	0	0	0	0	1.6	2	9	1	-7	1
RESIDENTIAL BURGLARY	0	0	0	0	0	1.7	2	9	3	-7	-1
SUDDEN SNATCHING	1	0	0	1	2	0.2	2	1	0	1	2
SHOPLIFTING	3	0	0	2	5	4.0	23	5	7	18	16
THEFT FROM VEHICLE	3	0	2	2	7	9.5	29	43	19	-14	10
THEFT FROM YARD	0	0	0	1	1	2.3	15	12	7	3	8
THEFT FROM BLDG	0	2	1	1	4	2.3	13	10	11	3	2
OTHER LARCENY	0	0	0	0	0	0.3	0	3	1	-3	-1
AUTO THEFT	1	0	0	1	2	3.2	15	16	9	-1	6
TOTAL PROPERTY	8	2	3	8	21	25.0	101	108	58	-6%	74%
TOTAL PART I	9	3	4	11	27	29.5	117	131	72	-11%	63%

Difference from Last Year -14

Statistics are based on UCR criteria, not GA Criminal Code.

* Rape Code 11A is the historical definition of rape (aka Legacy Rape); Rape Codes 11B and 11C are those moved from Part II to Part I in 2017.

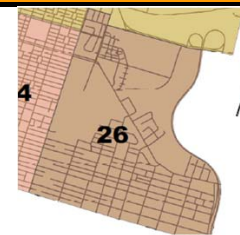
Statistics are preliminary, based on RMS data at the time prepared, and are subject to change due to late reports, reclassifications, updated locations, etc.

Shots Fired Calls	Week Ending 04/08/17	Week Ending 04/15/17	Week Ending 04/29/17	Week Ending 05/06/17	28 Days Ending 05/06/17	28 Day Average 2016	YTD 2017	YTD 2016	YTD 2015	Change 16 to 17	Change vs. 2015
53S ShotSpotter Calls	1	6	4	0	11	6.3	22	31	19	0%	0%
Sig 53 Shots Fired Calls	0	2	1	0	3	6.4	20	40	22	-50%	-9%

BEAT 26

Downtown Precinct

Week Ending 05/06/17



	Last 4 Weeks				28 Days Ending 05/06/17	28 Day Average 2016	YTD 2017	YTD 2016	YTD 2015	Change 16 to 17	Change vs. 2015
	Ending 04/15/17	Ending 04/22/17	Ending 04/29/17	Ending 05/06/17							
HOMICIDE	0	0	0	0	0	0.2	1	1	0	0	1
RAPE (11A) *	0	0	0	0	0	0.1	0	0	0	0	0
RAPE (11B & 11C) *	0	0	0	0	0	0.5	1	1	0	0	1
COMMERCIAL ROBBERY	0	0	0	0	0	0.0	0	0	0	0	0
STREET ROBBERY	0	1	0	0	1	1.7	8	13	6	-5	2
RESIDENTIAL ROBBERY	0	0	0	0	0	0.1	1	1	1	0	0
AGG ASSAULT w/ GUN	0	0	0	0	0	2.3	3	17	1	-14	2
AGG ASSAULT w/o GUN	1	0	0	0	1	1.1	8	1	3	7	5
TOTAL VIOLENT	1	1	0	0	2	5.9	22	34	11	-35%	100%
COMMERCIAL BURGLARY	0	0	0	0	0	1.3	2	4	1	-2	1
RESIDENTIAL BURGLARY	1	0	2	1	4	4.1	12	19	14	-7	-2
SUDDEN SNATCHING	0	0	0	0	0	0.0	1	0	1	1	0
SHOPLIFTING	1	0	0	0	1	2.4	6	10	5	-4	1
THEFT FROM VEHICLE	1	1	0	0	2	4.6	27	10	12	17	15
THEFT FROM YARD	1	1	1	0	3	1.7	8	8	9	0	-1
THEFT FROM BLDG	1	1	0	0	2	1.9	7	12	7	-5	0
OTHER LARCENY	0	1	0	0	1	0.5	2	3	0	-1	2
AUTO THEFT	0	0	0	0	0	2.1	6	8	12	-2	-6
TOTAL PROPERTY	5	4	3	1	13	18.7	71	74	61	-4%	16%
TOTAL PART I	6	5	3	1	15	24.6	93	108	72	-14%	29%

Difference from Last Year -15

Statistics are based on UCR criteria, not GA Criminal Code.

* Rape Code 11A is the historical definition of rape (aka Legacy Rape); Rape Codes 11B and 11C are those moved from Part II to Part I in 2017.

Statistics are preliminary, based on RMS data at the time prepared, and are subject to change due to late reports, reclassifications, updated locations, etc.

Shots Fired Calls	Week Ending 04/08/17	Week Ending 04/15/17	Week Ending 04/29/17	Week Ending 05/06/17	28 Days Ending 05/06/17	28 Day Average 2016	YTD 2017	YTD 2016	YTD 2015	Change 16 to 17	Change vs. 2015
53S ShotSpotter Calls	4	4	1	2	11	15.6	35	89	25	0%	0%
Sig 53 Shots Fired Calls	6	4	3	3	16	13.3	51	47	33	9%	55%



COMPSTAT CENTRAL PRECINCT Week Ending 05/06/17

PRECINCT COMMANDER:
CAPT. BEN HERRON



	Week Ending 05/06/17	Week Ending 04/29/17	Weekly Avg 2016	28-Day Ending 05/06/17	28-Day Ending 4/8/17	Avg 28-Day 2016	YTD 2017	YTD 2016	YTD 2015	Change 16 to 17	Change vs. 2015
HOMICIDE	1	3	0	4	0	2	5	10	5	-5	0
RAPE (11A) *	0	2	0	3	1	1	5	6	2	-1	3
RAPE (11B & 11C) *	0	0	0	0	0	1	5	3	4	2	1
COMMERCIAL ROBBERY	0	0	0	0	1	1	6	5	2	1	4
STREET ROBBERY	1	2	2	5	6	8	17	25	29	-8	-12
RESIDENTIAL ROBBERY	0	1	0	3	0	1	4	4	2	0	2
AGG ASSAULT w/ GUN	2	6	1	16	6	5	37	24	32	13	5
AGG ASSAULT w/o GUN	3	2	1	9	5	4	25	16	12	9	13
TOTAL VIOLENT	7	16	6	40	19	23	104	93	88	12%	18%
COMMERCIAL BURGLARY	0	0	2	1	2	8	9	27	25	-18	-16
RESIDENTIAL BURGLARY	7	4	7	16	21	30	74	86	114	-12	-40
SUDDEN SNATCHING	0	1	0	3	3	1	11	7	5	4	6
SHOPLIFTING	4	6	3	17	11	13	79	50	32	29	47
THEFT FROM VEHICLE	8	15	9	44	36	35	168	156	170	12	-2
THEFT FROM YARD	4	10	4	28	14	17	78	57	59	21	19
THEFT FROM BLDG	5	3	6	16	8	23	52	95	68	-43	-16
OTHER LARCENY	0	1	0	3	5	2	14	8	17	6	-3
AUTO THEFT	8	4	4	16	16	18	68	82	80	-14	-12
TOTAL PROPERTY	36	44	37	144	116	146	553	568	570	-3%	-3%
TOTAL PART I	43	60	42	184	135	169	657	661	658	-1%	0%

Statistics are based on UCR criteria, not GA Criminal Code.

Difference from Last Year -4

Statistics are preliminary, based on RMS data at the time prepared, and are subject to change due to late reports, reclassifications, updated locations, etc.

Cell Shading: white is within 0.6 standard deviation of the mean; red is above; green is below.

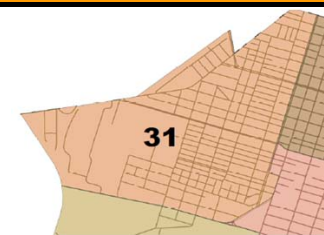
* Rape Code 11A is the historical definition of rape (aka Legacy Rape); Rape Codes 11B and 11C are those moved from Part II to Part I in 2017.

Citizen Initiated Calls	Week Ending 05/06/17	Week Ending 04/29/17	Weekly Avg 2015	28-Day Ending 05/06/17	28-Day Ending 4/8/17	Avg 28-Day 2016	YTD 2017	YTD 2016	YTD 2015	Change 16 to 17	Change vs. 2015
Midnight Shift	119	157	126	492	400	503	1929	2287	2120	-358	-191
Day Shift	240	226	271	1013	947	1085	4331	4583	4277	-252	54
Afternoon Shift	281	307	294	1170	1024	1176	4665	5018	4918	-353	-253
TOTAL CITIZEN CFS	640	690	691	2675	2371	2764	10925	11888	11315	-8.1%	-3.4%
53S ShotSpotter Calls	2	16	12	42	35	49	253	291	125	-38	128
Sig 53 Shots Fired Calls	14	34	19	98	76	74	352	348	304	4	48

BEAT 31

Central Precinct

Week Ending 05/06/17



	Last 4 Weeks				28 Days Ending 05/06/17	28 Day Average 2016	YTD 2017	YTD 2016	YTD 2015	Change 16 to 17	Change vs. 2015
	Ending 04/15/17	Ending 04/22/17	Ending 04/29/17	Ending 05/06/17							
HOMICIDE	0	0	0	0	0	0.2	0	1	0	-1	0
RAPE (11A) *	0	0	2	0	2	0.0	2	0	0	2	2
RAPE (11B & 11C) *	0	0	0	0	0	0.2	2	1	0	1	2
COMMERCIAL ROBBERY	0	0	0	0	0	0.1	0	0	0	0	0
STREET ROBBERY	1	0	0	0	1	0.8	2	2	7	0	-5
RESIDENTIAL ROBBERY	0	1	1	0	2	0.2	2	1	1	1	1
AGG ASSAULT w/ GUN	0	3	1	0	4	1.5	13	8	11	5	2
AGG ASSAULT w/o GUN	2	0	1	2	5	0.8	8	1	4	7	4
TOTAL VIOLENT	3	4	5	2	14	4.0	29	14	23	107%	26%
COMMERCIAL BURGLARY	0	0	0	0	0	0.5	2	3	3	-1	-1
RESIDENTIAL BURGLARY	0	1	3	2	6	6.0	32	21	26	11	6
SUDDEN SNATCHING	0	2	0	0	2	0.3	4	2	1	2	3
SHOPLIFTING	0	0	0	0	0	0.5	0	1	0	-1	0
THEFT FROM VEHICLE	0	0	3	0	3	2.8	17	15	20	2	-3
THEFT FROM YARD	2	0	1	0	3	1.8	6	7	5	-1	1
THEFT FROM BLDG	0	0	1	0	1	2.4	4	9	9	-5	-5
OTHER LARCENY	1	0	0	0	1	0.3	1	2	1	-1	0
AUTO THEFT	1	0	0	4	5	3.0	13	17	11	-4	2
TOTAL PROPERTY	4	3	8	6	21	17.6	79	77	76	3%	4%
TOTAL PART I	7	7	13	8	35	21.6	108	91	99	19%	9%

Difference from Last Year 17

Statistics are based on UCR criteria, not GA Criminal Code.

* Rape Code 11A is the historical definition of rape (aka Legacy Rape); Rape Codes 11B and 11C are those moved from Part II to Part I in 2017.

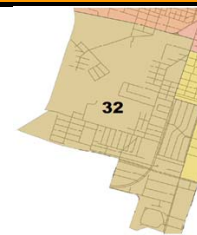
Statistics are preliminary, based on RMS data at the time prepared, and are subject to change due to late reports, reclassifications, updated locations, etc.

Shots Fired Calls	Week Ending 04/08/17	Week Ending 04/15/17	Week Ending 04/29/17	Week Ending 05/06/17	28 Days Ending 05/06/17	28 Day Average 2016	YTD 2017	YTD 2016	YTD 2015	Change 16 to 17	Change vs. 2015
53S ShotSpotter Calls	1	7	7	0	15	16.8	92	99	57	0%	0%
Sig 53 Shots Fired Calls	3	9	10	7	29	13.7	87	54	63	61%	38%

BEAT 32

Central Precinct

Week Ending 05/06/17



	Last 4 Weeks				28 Days Ending 05/06/17	28 Day Average 2016	YTD 2017	YTD 2016	YTD 2015	Change 16 to 17	Change vs. 2015
	Ending 04/15/17	Ending 04/22/17	Ending 04/29/17	Ending 05/06/17							
HOMICIDE	0	0	0	0	0	0.3	0	1	1	-1	-1
RAPE (11A) *	0	0	0	0	0	0.1	0	1	1	-1	-1
RAPE (11B & 11C) *	0	0	0	0	0	0.0	1	0	0	1	1
COMMERCIAL ROBBERY	0	0	0	0	0	0.4	0	3	0	-3	0
STREET ROBBERY	0	0	0	0	0	1.1	0	6	0	-6	0
RESIDENTIAL ROBBERY	0	0	0	0	0	0.0	0	0	0	0	0
AGG ASSAULT w/ GUN	1	0	0	1	2	1.0	4	4	3	0	1
AGG ASSAULT w/o GUN	0	0	1	1	2	0.5	5	2	2	3	3
TOTAL VIOLENT	1	0	1	2	4	3.4	10	17	7	-41%	43%
COMMERCIAL BURGLARY	0	1	0	0	1	1.8	4	3	1	1	3
RESIDENTIAL BURGLARY	1	0	1	3	5	4.5	13	14	16	-1	-3
SUDDEN SNATCHING	0	0	0	0	0	0.2	1	2	1	-1	0
SHOPLIFTING	0	1	1	0	2	2.1	14	9	8	5	6
THEFT FROM VEHICLE	0	0	3	1	4	4.3	10	27	12	-17	-2
THEFT FROM YARD	0	2	3	0	5	1.8	8	5	4	3	4
THEFT FROM BLDG	1	0	0	1	2	2.7	10	16	11	-6	-1
OTHER LARCENY	0	0	0	0	0	0.1	2	1	3	1	-1
AUTO THEFT	0	0	2	1	3	2.8	9	12	13	-3	-4
TOTAL PROPERTY	2	4	10	6	22	20.2	71	89	69	-20%	3%
TOTAL PART I	3	4	11	8	26	23.6	81	106	76	-24%	7%

Difference from Last Year -25

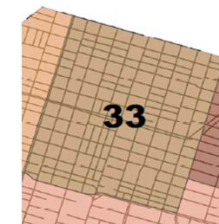
Statistics are based on UCR criteria, not GA Criminal Code.

* Rape Code 11A is the historical definition of rape (aka Legacy Rape); Rape Codes 11B and 11C are those moved from Part II to Part I in 2017.

Statistics are preliminary, based on RMS data at the time prepared, and are subject to change due to late reports, reclassifications, updated locations, etc.

Shots Fired Calls	Week Ending 04/08/17	Week Ending 04/15/17	Week Ending 04/29/17	Week Ending 05/06/17	28 Days Ending 05/06/17	28 Day Average 2016	YTD 2017	YTD 2016	YTD 2015	Change 16 to 17	Change vs. 2015
53S ShotSpotter Calls	0	0	0	0	0	0.1	0	1	0	0%	0%
Sig 53 Shots Fired Calls	6	0	3	1	10	9.4	33	24	34	38%	-3%

BEAT 33
Central Precinct
Week Ending 05/06/17



	Last 4 Weeks				28 Days Ending 05/06/17	28 Day Average 2016	YTD 2017	YTD 2016	YTD 2015	Change 16 to 17	Change vs. 2015
	Ending 04/15/17	Ending 04/22/17	Ending 04/29/17	Ending 05/06/17							
HOMICIDE	0	0	0	0	0	0.8	0	5	1	-5	-1
RAPE (11A) *	0	0	0	0	0	0.4	0	2	1	-2	-1
RAPE (11B & 11C) *	0	0	0	0	0	0.2	2	0	0	2	2
COMMERCIAL ROBBERY	0	0	0	0	0	0.2	2	1	0	1	2
STREET ROBBERY	0	0	0	1	1	2.1	9	5	8	4	1
RESIDENTIAL ROBBERY	0	0	0	0	0	0.1	0	1	1	-1	-1
AGG ASSAULT w/ GUN	2	0	2	0	4	0.4	5	2	6	3	-1
AGG ASSAULT w/o GUN	0	1	0	0	1	0.8	6	5	1	1	5
TOTAL VIOLENT	2	1	2	1	6	5.0	24	21	18	14%	33%
COMMERCIAL BURGLARY	0	0	0	0	0	2.4	2	12	13	-10	-11
RESIDENTIAL BURGLARY	0	0	0	0	0	3.8	5	11	11	-6	-6
SUDDEN SNATCHING	0	0	1	0	1	0.5	2	3	2	-1	0
SHOPLIFTING	2	1	0	0	3	2.1	15	11	8	4	7
THEFT FROM VEHICLE	1	2	3	1	7	8.1	46	38	35	8	11
THEFT FROM YARD	1	2	2	1	6	6.0	25	25	17	0	8
THEFT FROM BLDG	1	1	0	1	3	4.8	7	26	9	-19	-2
OTHER LARCENY	0	0	0	0	0	0.5	2	3	4	-1	-2
AUTO THEFT	0	0	1	2	3	3.4	11	16	17	-5	-6
TOTAL PROPERTY	5	6	7	5	23	31.7	115	145	116	-21%	-1%
TOTAL PART I	7	7	9	6	29	36.6	139	166	134	-16%	4%

Difference from Last Year -27

Statistics are based on UCR criteria, not GA Criminal Code.

* Rape Code 11A is the historical definition of rape (aka Legacy Rape); Rape Codes 11B and 11C are those moved from Part II to Part I in 2017.

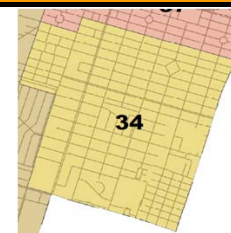
Statistics are preliminary, based on RMS data at the time prepared, and are subject to change due to late reports, reclassifications, updated locations, etc.

Shots Fired Calls	Week Ending 04/08/17	Week Ending 04/15/17	Week Ending 04/29/17	Week Ending 05/06/17	28 Days Ending 05/06/17	28 Day Average 2016	YTD 2017	YTD 2016	YTD 2015	Change 16 to 17	Change vs. 2015
53S ShotSpotter Calls	2	0	2	0	4	5.4	28	33	15	0%	0%
Sig 53 Shots Fired Calls	5	0	5	3	13	12.8	52	79	52	-34%	0%

BEAT 34

Central Precinct

Week Ending 05/06/17



	Last 4 Weeks				28 Days Ending 05/06/17	28 Day Average 2016	YTD 2017	YTD 2016	YTD 2015	Change 16 to 17	Change vs. 2015
	Ending 04/15/17	Ending 04/22/17	Ending 04/29/17	Ending 05/06/17							
HOMICIDE	0	0	0	1	1	0.0	1	0	0	1	1
RAPE (11A) *	0	1	0	0	1	0.1	2	1	0	1	2
RAPE (11B & 11C) *	0	0	0	0	0	0.2	0	1	3	-1	-3
COMMERCIAL ROBBERY	0	0	0	0	0	0.2	3	1	1	2	2
STREET ROBBERY	0	0	2	0	2	0.8	3	1	4	2	-1
RESIDENTIAL ROBBERY	0	0	0	0	0	0.2	0	0	0	0	0
AGG ASSAULT w/ GUN	1	0	1	0	2	0.5	5	1	4	4	1
AGG ASSAULT w/o GUN	0	0	0	0	0	0.5	3	5	0	-2	3
TOTAL VIOLENT	1	1	3	1	6	2.4	17	10	12	70%	42%
COMMERCIAL BURGLARY	0	0	0	0	0	1.4	0	5	3	-5	-3
RESIDENTIAL BURGLARY	0	1	0	1	2	4.4	6	8	10	-2	-4
SUDDEN SNATCHING	0	0	0	0	0	0.1	2	0	0	2	2
SHOPLIFTING	1	0	0	3	4	4.4	28	19	9	9	19
THEFT FROM VEHICLE	1	7	3	4	15	7.0	37	26	30	11	7
THEFT FROM YARD	0	4	0	1	5	2.6	20	4	15	16	5
THEFT FROM BLDG	0	3	1	0	4	5.3	16	25	11	-9	5
OTHER LARCENY	0	0	0	0	0	0.3	3	1	2	2	1
AUTO THEFT	2	0	0	1	3	3.4	12	18	12	-6	0
TOTAL PROPERTY	4	15	4	10	33	28.8	124	106	92	17%	35%
TOTAL PART I	5	16	7	11	39	31.1	141	116	104	22%	36%

Difference from Last Year 25

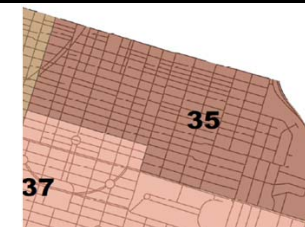
Statistics are based on UCR criteria, not GA Criminal Code.

* Rape Code 11A is the historical definition of rape (aka Legacy Rape); Rape Codes 11B and 11C are those moved from Part II to Part I in 2017.

Statistics are preliminary, based on RMS data at the time prepared, and are subject to change due to late reports, reclassifications, updated locations, etc.

Shots Fired Calls	Week Ending 04/08/17	Week Ending 04/15/17	Week Ending 04/29/17	Week Ending 05/06/17	28 Days Ending 05/06/17	28 Day Average 2016	YTD 2017	YTD 2016	YTD 2015	Change 16 to 17	Change vs. 2015
53S ShotSpotter Calls	0	0	0	0	0	0.2	0	1	1	0%	0%
Sig 53 Shots Fired Calls	7	1	4	1	13	7.4	37	30	39	23%	-5%

BEAT 35
Central Precinct
Week Ending 05/06/17



	Last 4 Weeks				28 Days Ending 05/06/17	28 Day Average 2016	YTD 2017	YTD 2016	YTD 2015	Change 16 to 17	Change vs. 2015
	Ending 04/15/17	Ending 04/22/17	Ending 04/29/17	Ending 05/06/17							
HOMICIDE	0	0	3	0	3	0.5	4	3	3	1	1
RAPE (11A) *	0	0	0	0	0	0.2	1	1	0	0	1
RAPE (11B & 11C) *	0	0	0	0	0	0.2	0	1	1	-1	-1
COMMERCIAL ROBBERY	0	0	0	0	0	0.1	0	0	0	0	0
STREET ROBBERY	0	1	0	0	1	1.5	1	5	6	-4	-5
RESIDENTIAL ROBBERY	0	1	0	0	1	0.4	2	2	0	0	2
AGG ASSAULT w/ GUN	0	0	1	1	2	1.2	6	3	6	3	0
AGG ASSAULT w/o GUN	1	0	0	0	1	1.2	3	2	3	1	0
TOTAL VIOLENT	1	2	4	1	8	5.3	17	17	19	0%	-11%
COMMERCIAL BURGLARY	0	0	0	0	0	1.0	0	1	4	-1	-4
RESIDENTIAL BURGLARY	1	0	0	0	1	8.0	15	24	41	-9	-26
SUDDEN SNATCHING	0	0	0	0	0	0.2	1	0	0	1	1
SHOPLIFTING	0	0	0	0	0	0.3	3	1	2	2	1
THEFT FROM VEHICLE	1	0	0	1	2	5.0	19	21	24	-2	-5
THEFT FROM YARD	1	0	4	2	7	2.1	14	7	7	7	7
THEFT FROM BLDG	1	0	1	2	4	4.9	8	12	13	-4	-5
OTHER LARCENY	0	1	0	0	1	0.3	3	1	2	2	1
AUTO THEFT	0	0	0	0	0	3.9	11	12	18	-1	-7
TOTAL PROPERTY	4	1	5	5	15	25.6	74	79	111	-6%	-33%
TOTAL PART I	5	3	9	6	23	30.9	91	96	130	-5%	-30%

Difference from Last Year -5

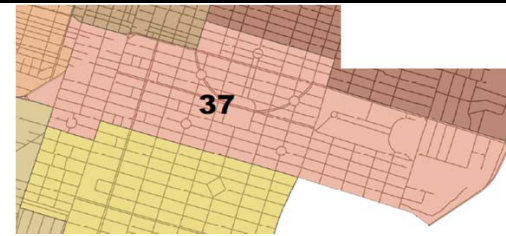
Statistics are based on UCR criteria, not GA Criminal Code.

* Rape Code 11A is the historical definition of rape (aka Legacy Rape); Rape Codes 11B and 11C are those moved from Part II to Part I in 2017.

Statistics are preliminary, based on RMS data at the time prepared, and are subject to change due to late reports, reclassifications, updated locations, etc.

Shots Fired Calls	Week Ending 04/08/17	Week Ending 04/15/17	Week Ending 04/29/17	Week Ending 05/06/17	28 Days Ending 05/06/17	28 Day Average 2016	YTD 2017	YTD 2016	YTD 2015	Change 16 to 17	Change vs. 2015
53S ShotSpotter Calls	10	4	7	0	21	23.4	112	133	41	0%	0%
Sig 53 Shots Fired Calls	12	2	10	1	25	18.2	93	100	59	-7%	58%

BEAT 37
Central Precinct
Week Ending 05/06/17



	Last 4 Weeks				28 Days Ending 05/06/17	28 Day Average 2016	YTD 2017	YTD 2016	YTD 2015	Change 16 to 17	Change vs. 2015
	Ending 04/15/17	Ending 04/22/17	Ending 04/29/17	Ending 05/06/17							
HOMICIDE	0	0	0	0	0	0.1	0	0	0	0	0
RAPE (11A) *	0	0	0	0	0	0.1	0	1	0	-1	0
RAPE (11B & 11C) *	0	0	0	0	0	0.2	0	0	0	0	0
COMMERCIAL ROBBERY	0	0	0	0	0	0.1	1	0	1	1	0
STREET ROBBERY	0	0	0	0	0	1.5	2	6	4	-4	-2
RESIDENTIAL ROBBERY	0	0	0	0	0	0.0	0	0	0	0	0
AGG ASSAULT w/ GUN	0	1	1	0	2	0.5	4	6	2	-2	2
AGG ASSAULT w/o GUN	0	0	0	0	0	0.2	0	1	2	-1	-2
TOTAL VIOLENT	0	1	1	0	2	2.6	7	14	9	-50%	-22%
COMMERCIAL BURGLARY	0	0	0	0	0	1.3	1	3	1	-2	0
RESIDENTIAL BURGLARY	0	1	0	1	2	3.1	3	8	10	-5	-7
SUDDEN SNATCHING	0	0	0	0	0	0.2	1	0	1	1	0
SHOPLIFTING	2	0	5	1	8	3.3	19	9	5	10	14
THEFT FROM VEHICLE	6	3	3	1	13	7.3	39	29	49	10	-10
THEFT FROM YARD	1	1	0	0	2	3.1	5	9	11	-4	-6
THEFT FROM BLDG	1	0	0	1	2	2.4	7	7	15	0	-8
OTHER LARCENY	0	0	1	0	1	0.2	3	0	5	3	-2
AUTO THEFT	1	0	1	0	2	1.4	12	7	9	5	3
TOTAL PROPERTY	11	5	10	4	30	22.2	90	72	106	25%	-15%
TOTAL PART I	11	6	11	4	32	24.8	97	86	115	13%	-16%

Difference from Last Year 11

Statistics are based on UCR criteria, not GA Criminal Code.

* Rape Code 11A is the historical definition of rape (aka Legacy Rape); Rape Codes 11B and 11C are those moved from Part II to Part I in 2017.

Statistics are preliminary, based on RMS data at the time prepared, and are subject to change due to late reports, reclassifications, updated locations, etc.

Shots Fired Calls	Week Ending 04/08/17	Week Ending 04/15/17	Week Ending 04/29/17	Week Ending 05/06/17	28 Days Ending 05/06/17	28 Day Average 2016	YTD 2017	YTD 2016	YTD 2015	Change 16 to 17	Change vs. 2015
53S ShotSpotter Calls	0	0	0	2	2	3.5	21	24	11	0%	0%
Sig 53 Shots Fired Calls	4	1	2	1	8	12.7	50	61	57	-18%	-12%



COMPSTAT SOUTHSIDE PRECINCT Week Ending 05/06/17

PRECINCT COMMANDER:
CAPT. ASHLEY BROWN



	Week Ending 05/06/17	Week Ending 04/29/17	Weekly Avg 2016	28-Day Ending 05/06/17	28-Day Ending 4/8/17	Avg 28-Day 2016	YTD 2017	YTD 2016	YTD 2015	Change 16 to 17	Change vs. 2015
HOMICIDE	0	0	0	0	0	0	1	2	2	-1	-1
RAPE (11A) *	0	0	0	0	0	1	1	6	2	-5	-1
RAPE (11B & 11C) *	0	0	0	0	0	1	2	3	0	-1	2
COMMERCIAL ROBBERY	1	0	1	1	1	2	11	10	5	1	6
STREET ROBBERY	1	1	1	3	1	2	9	13	14	-4	-5
RESIDENTIAL ROBBERY	0	0	0	0	1	0	1	1	3	0	-2
AGG ASSAULT w/ GUN	1	1	0	4	3	2	13	3	4	10	9
AGG ASSAULT w/o GUN	0	0	1	1	2	2	5	14	9	-9	-4
TOTAL VIOLENT	3	2	3	9	8	12	43	52	39	-17%	10%
COMMERCIAL BURGLARY	0	0	1	9	1	5	19	17	13	2	6
RESIDENTIAL BURGLARY	6	1	4	13	12	15	60	55	77	5	-17
SUDDEN SNATCHING	0	1	0	1	0	1	2	2	6	0	-4
SHOPLIFTING	10	13	12	54	46	49	238	249	250	-11	-12
THEFT FROM VEHICLE	4	14	5	37	25	20	136	87	101	49	35
THEFT FROM YARD	1	0	2	2	3	9	25	34	35	-9	-10
THEFT FROM BLDG	3	3	3	19	13	13	71	43	74	28	-3
OTHER LARCENY	0	0	0	0	3	2	9	6	10	3	-1
AUTO THEFT	3	5	2	15	11	9	50	40	65	10	-15
TOTAL PROPERTY	27	37	30	150	114	120	610	533	631	14%	-3%
TOTAL PART I	30	39	33	159	122	132	653	585	670	12%	-3%

Statistics are based on UCR criteria, not GA Criminal Code.

Difference from Last Year 68

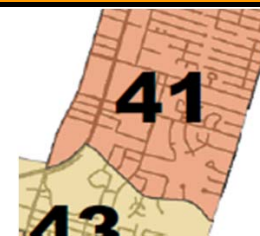
Statistics are preliminary, based on RMS data at the time prepared, and are subject to change due to late reports, reclassifications, updated locations, etc.

Cell Shading: white is within 0.6 standard deviation of the mean; red is above; green is below.

* Rape Code 11A is the historical definition of rape (aka Legacy Rape); Rape Codes 11B and 11C are those moved from Part II to Part I in 2017

Citizen Initiated Calls	Week Ending 05/06/17	Week Ending 04/29/17	Weekly Avg 2016	28-Day Ending 05/06/17	28-Day Ending 4/8/17	Avg 28-Day 2016	YTD 2017	YTD 2016	YTD 2015	Change 16 to 17	Change vs. 2015
Midnight Shift	65	81	91	319	304	364	1485	1506	1547	-21	-62
Day Shift	240	228	247	915	904	986	4088	4268	4277	-180	-189
Afternoon Shift	200	233	246	963	938	982	4111	4107	4182	4	-71
TOTAL CITIZEN CFS	505	542	583	2197	2146	2332	9684	9881	10007	-2.0%	-3.2%
53S ShotSpotter Calls	13	0	0	13	0	0	0	0	0	0	0
Sig 53 Shots Fired Calls	4	10	9	36	36	35	147	144	116	3	31

BEAT 41
Southside Precinct
Week Ending 05/06/17



	Last 4 Weeks				28 Days Ending 05/06/17	28 Day Average 2016	YTD 2017	YTD 2016	YTD 2015	Change 16 to 17	Change vs. 2015
	Ending 04/15/17	Ending 04/22/17	Ending 04/29/17	Ending 05/06/17							
HOMICIDE	0	0	0	0	0	0.0	0	0	0	0	0
RAPE (11A) *	0	0	0	0	0	0.2	0	3	0	-3	0
RAPE (11B & 11C) *	0	0	0	0	0	0.0	0	0	0	0	0
COMMERCIAL ROBBERY	0	0	0	0	0	0.4	5	3	1	2	4
STREET ROBBERY	0	0	0	1	1	0.3	1	3	0	-2	1
RESIDENTIAL ROBBERY	0	0	0	0	0	0.1	0	0	1	0	-1
AGG ASSAULT w/ GUN	0	0	0	0	0	0.3	0	1	0	-1	0
AGG ASSAULT w/o GUN	0	0	0	0	0	0.5	0	3	0	-3	0
TOTAL VIOLENT	0	0	0	1	1	1.8	6	13	2	-54%	200%
COMMERCIAL BURGLARY	1	0	0	0	1	1.8	5	10	1	-5	4
RESIDENTIAL BURGLARY	0	0	0	0	0	1.1	5	7	5	-2	0
SUDDEN SNATCHING	0	0	0	0	0	0.0	0	0	0	0	0
SHOPLIFTING	0	0	1	0	1	2.4	12	5	4	7	8
THEFT FROM VEHICLE	4	1	0	1	6	4.6	23	24	23	-1	0
THEFT FROM YARD	0	0	0	1	1	1.7	5	5	15	0	-10
THEFT FROM BLDG	0	2	0	1	3	2.3	14	5	21	9	-7
OTHER LARCENY	0	0	0	0	0	0.2	1	0	3	1	-2
AUTO THEFT	0	0	2	1	3	1.5	7	7	13	0	-6
TOTAL PROPERTY	5	3	3	4	15	15.5	72	63	85	14%	-15%
TOTAL PART I	5	3	3	5	16	17.2	78	76	87	3%	-10%

Difference from Last Year 2

Statistics are based on UCR criteria, not GA Criminal Code.

* Rape Code 11A is the historical definition of rape (aka Legacy Rape); Rape Codes 11B and 11C are those moved from Part II to Part I in 2017.

Statistics are preliminary, based on RMS data at the time prepared, and are subject to change due to late reports, reclassifications, updated locations, etc.

Shots Fired Calls	Week Ending 04/08/17	Week Ending 04/15/17	Week Ending 04/29/17	Week Ending 05/06/17	28 Days Ending 05/06/17	28 Day Average 2016	YTD 2017	YTD 2016	YTD 2015	Change 16 to 17	Change vs. 2015
53S ShotSpotter Calls	0	0	0	7	7	0.1	0	0	0	0%	0%
Sig 53 Shots Fired Calls	1	1	0	0	2	1.8	6	11	6	-45%	0%

BEAT 42
Southside Precinct
Week Ending 05/06/17



	Last 4 Weeks				28 Days Ending 05/06/17	28 Day Average 2016	YTD 2017	YTD 2016	YTD 2015	Change 16 to 17	Change vs. 2015
	Ending 04/15/17	Ending 04/22/17	Ending 04/29/17	Ending 05/06/17							
HOMICIDE	0	0	0	0	0	0.1	0	0	0	0	0
RAPE (11A) *	0	0	0	0	0	0.2	0	0	0	0	0
RAPE (11B & 11C) *	0	0	0	0	0	0.4	1	1	0	0	1
COMMERCIAL ROBBERY	0	0	0	1	1	0.6	2	3	0	-1	2
STREET ROBBERY	0	0	0	0	0	0.9	3	4	4	-1	-1
RESIDENTIAL ROBBERY	0	0	0	0	0	0.2	1	1	2	0	-1
AGG ASSAULT w/ GUN	1	1	0	0	2	0.5	3	1	0	2	3
AGG ASSAULT w/o GUN	0	1	0	0	1	0.7	5	4	6	1	-1
TOTAL VIOLENT	1	2	0	1	4	3.7	15	14	12	7%	25%
COMMERCIAL BURGLARY	1	2	0	0	3	1.4	6	2	6	4	0
RESIDENTIAL BURGLARY	0	1	1	0	2	4.5	10	23	22	-13	-12
SUDDEN SNATCHING	0	0	0	0	0	0.1	0	0	3	0	-3
SHOPLIFTING	1	2	0	2	5	9.0	36	41	65	-5	-29
THEFT FROM VEHICLE	0	3	8	2	13	5.8	35	26	30	9	5
THEFT FROM YARD	0	1	0	0	1	2.3	6	13	9	-7	-3
THEFT FROM BLDG	1	2	1	1	5	3.0	16	11	14	5	2
OTHER LARCENY	0	0	0	0	0	0.5	1	2	2	-1	-1
AUTO THEFT	1	2	1	2	6	2.3	22	16	26	6	-4
TOTAL PROPERTY	4	13	11	7	35	28.8	132	134	177	-1%	-25%
TOTAL PART I	5	15	11	8	39	32.4	147	148	189	-1%	-22%

Difference from Last Year -1

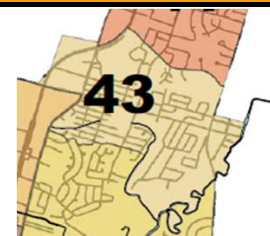
Statistics are based on UCR criteria, not GA Criminal Code.

* Rape Code 11A is the historical definition of rape (aka Legacy Rape); Rape Codes 11B and 11C are those moved from Part II to Part I in 2017.

Statistics are preliminary, based on RMS data at the time prepared, and are subject to change due to late reports, reclassifications, updated locations, etc.

Shots Fired Calls	Week Ending 04/08/17	Week Ending 04/15/17	Week Ending 04/29/17	Week Ending 05/06/17	28 Days Ending 05/06/17	28 Day Average 2016	YTD 2017	YTD 2016	YTD 2015	Change 16 to 17	Change vs. 2015
53S ShotSpotter Calls	0	0	0	0	0	0.0	0	0	0	0%	0%
Sig 53 Shots Fired Calls	0	3	0	0	3	7.6	22	29	30	-24%	-27%

BEAT 43
Southside Precinct
Week Ending 05/06/17



	Last 4 Weeks				28 Days Ending 05/06/17	28 Day Average 2016	YTD 2017	YTD 2016	YTD 2015	Change 16 to 17	Change vs. 2015
	Ending 04/15/17	Ending 04/22/17	Ending 04/29/17	Ending 05/06/17							
HOMICIDE	0	0	0	0	0	0.2	0	1	0	-1	0
RAPE (11A) *	0	0	0	0	0	0.1	0	0	0	0	0
RAPE (11B & 11C) *	0	0	0	0	0	0.1	0	1	0	-1	0
COMMERCIAL ROBBERY	0	0	0	0	0	0.8	1	3	4	-2	-3
STREET ROBBERY	0	1	0	0	1	0.5	2	3	7	-1	-5
RESIDENTIAL ROBBERY	0	0	0	0	0	0.1	0	0	0	0	0
AGG ASSAULT w/ GUN	0	0	0	0	0	0.1	1	0	1	1	0
AGG ASSAULT w/o GUN	0	0	0	0	0	0.5	0	3	1	-3	-1
TOTAL VIOLENT	0	1	0	0	1	2.3	4	11	13	-64%	-69%
COMMERCIAL BURGLARY	1	1	0	0	2	1.1	2	4	5	-2	-3
RESIDENTIAL BURGLARY	0	0	0	2	2	2.1	11	5	7	6	4
SUDDEN SNATCHING	0	0	1	0	1	0.3	1	0	1	1	0
SHOPLIFTING	11	11	7	6	35	25.6	124	148	127	-24	-3
THEFT FROM VEHICLE	2	2	0	0	4	2.8	27	15	8	12	19
THEFT FROM YARD	0	0	0	0	0	1.3	5	8	3	-3	2
THEFT FROM BLDG	1	2	0	0	3	2.9	20	13	14	7	6
OTHER LARCENY	0	0	0	0	0	0.2	2	1	1	1	1
AUTO THEFT	0	1	0	0	1	1.1	7	2	7	5	0
TOTAL PROPERTY	15	17	8	8	48	37.5	199	196	173	2%	15%
TOTAL PART I	15	18	8	8	49	39.8	203	207	186	-2%	9%

Difference from Last Year -4

Statistics are based on UCR criteria, not GA Criminal Code.

* Rape Code 11A is the historical definition of rape (aka Legacy Rape); Rape Codes 11B and 11C are those moved from Part II to Part I in 2017.

Statistics are preliminary, based on RMS data at the time prepared, and are subject to change due to late reports, reclassifications, updated locations, etc.

Shots Fired Calls	Week Ending 04/08/17	Week Ending 04/15/17	Week Ending 04/29/17	Week Ending 05/06/17	28 Days Ending 05/06/17	28 Day Average 2016	YTD 2017	YTD 2016	YTD 2015	Change 16 to 17	Change vs. 2015
53S ShotSpotter Calls	0	0	0	3	3	0.0	0	0	0	0%	0%
Sig 53 Shots Fired Calls	3	2	2	0	7	5.4	20	14	14	43%	43%

BEAT 44
Southside Precinct
Week Ending 05/06/17



	Last 4 Weeks				28 Days Ending 05/06/17	28 Day Average 2016	YTD 2017	YTD 2016	YTD 2015	Change 16 to 17	Change vs. 2015
	Ending 04/15/17	Ending 04/22/17	Ending 04/29/17	Ending 05/06/17							
HOMICIDE	0	0	0	0	0	0.1	1	0	1	1	0
RAPE (11A) *	0	0	0	0	0	0.2	1	2	1	-1	0
RAPE (11B & 11C) *	0	0	0	0	0	0.3	1	1	0	0	1
COMMERCIAL ROBBERY	0	0	0	0	0	0.2	1	0	0	1	1
STREET ROBBERY	0	0	0	0	0	0.2	2	1	2	1	0
RESIDENTIAL ROBBERY	0	0	0	0	0	0.1	0	0	0	0	0
AGG ASSAULT w/ GUN	0	0	1	1	2	0.5	8	1	1	7	7
AGG ASSAULT w/o GUN	0	0	0	0	0	0.6	0	4	2	-4	-2
TOTAL VIOLENT	0	0	1	1	2	2.3	14	9	7	56%	100%
COMMERCIAL BURGLARY	1	1	0	0	2	0.2	4	1	0	3	4
RESIDENTIAL BURGLARY	2	1	0	2	5	3.7	22	11	30	11	-8
SUDDEN SNATCHING	0	0	0	0	0	0.2	0	1	1	-1	-1
SHOPLIFTING	0	0	0	0	0	1.1	7	5	3	2	4
THEFT FROM VEHICLE	2	3	4	1	10	4.1	29	12	30	17	-1
THEFT FROM YARD	0	0	0	0	0	1.6	7	6	5	1	2
THEFT FROM BLDG	2	0	2	1	5	2.8	12	8	15	4	-3
OTHER LARCENY	0	0	0	0	0	0.2	3	1	4	2	-1
AUTO THEFT	1	0	1	0	2	2.1	8	11	13	-3	-5
TOTAL PROPERTY	8	5	7	4	24	16.1	92	56	101	64%	-9%
TOTAL PART I	8	5	8	5	26	18.4	106	65	108	63%	-2%

Difference from Last Year 41

Statistics are based on UCR criteria, not GA Criminal Code.

* Rape Code 11A is the historical definition of rape (aka Legacy Rape); Rape Codes 11B and 11C are those moved from Part II to Part I in 2017.

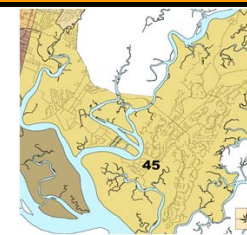
Statistics are preliminary, based on RMS data at the time prepared, and are subject to change due to late reports, reclassifications, updated locations, etc.

Shots Fired Calls	Week Ending 04/08/17	Week Ending 04/15/17	Week Ending 04/29/17	Week Ending 05/06/17	28 Days Ending 05/06/17	28 Day Average 2016	YTD 2017	YTD 2016	YTD 2015	Change 16 to 17	Change vs. 2015
53S ShotSpotter Calls	0	0	0	0	0	0.0	0	0	0	0%	0%
Sig 53 Shots Fired Calls	2	1	7	2	12	8.2	44	30	25	47%	76%

BEAT 45

Southside Precinct

Week Ending 05/06/17



	Last 4 Weeks				28 Days Ending 05/06/17	28 Day Average 2016	YTD 2017	YTD 2016	YTD 2015	Change 16 to 17	Change vs. 2015
	Ending 04/15/17	Ending 04/22/17	Ending 04/29/17	Ending 05/06/17							
HOMICIDE	0	0	0	0	0	0.1	0	1	0	-1	0
RAPE (11A) *	0	0	0	0	0	0.0	0	0	0	0	0
RAPE (11B & 11C) *	0	0	0	0	0	0.2	0	0	0	0	0
COMMERCIAL ROBBERY	0	0	0	0	0	0.0	0	0	0	0	0
STREET ROBBERY	0	0	0	0	0	0.2	0	0	0	0	0
RESIDENTIAL ROBBERY	0	0	0	0	0	0.0	0	0	0	0	0
AGG ASSAULT w/ GUN	0	0	0	0	0	0.0	0	0	0	0	0
AGG ASSAULT w/o GUN	0	0	0	0	0	0.1	0	0	0	0	0
TOTAL VIOLENT	0	0	0	0	0	0.5	0	1	0	-100%	#DIV/0!
COMMERCIAL BURGLARY	0	0	0	0	0	0.0	0	0	1	0	-1
RESIDENTIAL BURGLARY	0	2	0	0	2	1.4	7	3	7	4	0
SUDDEN SNATCHING	0	0	0	0	0	0.0	0	0	0	0	0
SHOPLIFTING	0	0	0	0	0	0.0	0	0	0	0	0
THEFT FROM VEHICLE	0	0	1	0	1	0.7	2	3	1	-1	1
THEFT FROM YARD	0	0	0	0	0	0.3	0	0	1	0	-1
THEFT FROM BLDG	0	0	0	0	0	0.2	1	0	2	1	-1
OTHER LARCENY	0	0	0	0	0	0.2	1	1	0	0	1
AUTO THEFT	0	0	0	0	0	0.4	1	1	0	0	1
TOTAL PROPERTY	0	2	1	0	3	3.2	12	8	12	50%	0%
TOTAL PART I	0	2	1	0	3	3.7	12	9	12	33%	0%

Difference from Last Year 3

Statistics are based on UCR criteria, not GA Criminal Code.

* Rape Code 11A is the historical definition of rape (aka Legacy Rape); Rape Codes 11B and 11C are those moved from Part II to Part I in 2017.

Statistics are preliminary, based on RMS data at the time prepared, and are subject to change due to late reports, reclassifications, updated locations, etc.

Shots Fired Calls	Week Ending 04/08/17	Week Ending 04/15/17	Week Ending 04/29/17	Week Ending 05/06/17	28 Days Ending 05/06/17	28 Day Average 2016	YTD 2017	YTD 2016	YTD 2015	Change 16 to 17	Change vs. 2015
53S ShotSpotter Calls	0	0	0	2	2	0.0	0	0	0	0%	0%
Sig 53 Shots Fired Calls	2	1	0	0	3	4.2	18	21	12	-14%	50%

BEAT 46

Southside Precinct

Week Ending 05/06/17



	Last 4 Weeks				28 Days Ending 05/06/17	28 Day Average 2016	YTD 2017	YTD 2016	YTD 2015	Change 16 to 17	Change vs. 2015
	Ending 04/15/17	Ending 04/22/17	Ending 04/29/17	Ending 05/06/17							
HOMICIDE	0	0	0	0	0	0.0	0	0	1	0	-1
RAPE (11A) *	0	0	0	0	0	0.1	0	1	1	-1	-1
RAPE (11B & 11C) *	0	0	0	0	0	0.1	0	0	0	0	0
COMMERCIAL ROBBERY	0	0	0	0	0	0.4	2	1	0	1	2
STREET ROBBERY	0	0	1	0	1	0.3	1	2	1	-1	0
RESIDENTIAL ROBBERY	0	0	0	0	0	0.0	0	0	0	0	0
AGG ASSAULT w/ GUN	0	0	0	0	0	0.2	1	0	2	1	-1
AGG ASSAULT w/o GUN	0	0	0	0	0	0.1	0	0	0	0	0
TOTAL VIOLENT	0	0	1	0	1	1.1	4	4	5	0%	-20%
COMMERCIAL BURGLARY	1	0	0	0	1	0.0	2	0	0	2	2
RESIDENTIAL BURGLARY	0	0	0	2	2	1.8	5	6	6	-1	-1
SUDDEN SNATCHING	0	0	0	0	0	0.2	1	1	1	0	0
SHOPLIFTING	5	1	5	2	13	10.9	59	50	51	9	8
THEFT FROM VEHICLE	1	1	1	0	3	2.0	20	7	9	13	11
THEFT FROM YARD	0	0	0	0	0	1.5	2	2	2	0	0
THEFT FROM BLDG	1	2	0	0	3	1.6	8	6	8	2	0
OTHER LARCENY	0	0	0	0	0	0.4	1	1	0	0	1
AUTO THEFT	0	2	1	0	3	1.1	5	3	6	2	-1
TOTAL PROPERTY	8	6	7	4	25	19.5	103	76	83	36%	24%
TOTAL PART I	8	6	8	4	26	20.7	107	80	88	34%	22%

Difference from Last Year 27

Statistics are based on UCR criteria, not GA Criminal Code.

* Rape Code 11A is the historical definition of rape (aka Legacy Rape); Rape Codes 11B and 11C are those moved from Part II to Part I in 2017.

Statistics are preliminary, based on RMS data at the time prepared, and are subject to change due to late reports, reclassifications, updated locations, etc.

Shots Fired Calls	Week Ending 04/08/17	Week Ending 04/15/17	Week Ending 04/29/17	Week Ending 05/06/17	28 Days Ending 05/06/17	28 Day Average 2016	YTD 2017	YTD 2016	YTD 2015	Change 16 to 17	Change vs. 2015
53S ShotSpotter Calls	0	0	0	1	1	0.0	0	0	0	0%	0%
Sig 53 Shots Fired Calls	2	4	1	2	9	8.0	37	39	29	-5%	28%



COMPSTAT ISLANDS PRECINCT Week Ending 05/06/17

PRECINCT COMMANDER:

CAPT. CARY HILL



	Week Ending 05/06/17	Week Ending 04/29/17	Weekly Avg 2016	28-Day Ending 05/06/17	28-Day Ending 4/8/17	Avg 28-Day 2016	YTD 2017	YTD 2016	YTD 2015	Change 16 to 17	Change vs. 2015
HOMICIDE	2	0	0	2	0	0	4	4	3	0	1
RAPE (11A) *	0	0	0	0	2	0	2	1	3	1	-1
RAPE (11B & 11C) *	0	0	0	0	0	1	3	3	2	0	1
COMMERCIAL ROBBERY	1	3	0	6	3	1	18	5	1	13	17
STREET ROBBERY	1	0	1	2	0	3	5	19	19	-14	-14
RESIDENTIAL ROBBERY	0	1	0	2	0	0	3	0	3	3	0
AGG ASSAULT w/ GUN	1	0	1	3	2	4	17	24	22	-7	-5
AGG ASSAULT w/o GUN	0	4	1	6	4	3	17	12	6	5	11
TOTAL VIOLENT	5	8	3	21	11	14	69	68	59	1%	17%
COMMERCIAL BURGLARY	0	0	0	1	0	2	3	14	4	-11	-1
RESIDENTIAL BURGLARY	5	10	6	26	13	24	89	94	63	-5	26
SUDDEN SNATCHING	0	0	0	0	1	1	3	3	2	0	1
SHOPLIFTING	5	7	6	28	14	23	102	111	84	-9	18
THEFT FROM VEHICLE	5	4	5	18	15	20	92	83	65	9	27
THEFT FROM YARD	3	3	2	11	6	8	30	27	33	3	-3
THEFT FROM BLDG	2	2	4	8	12	16	50	70	60	-20	-10
OTHER LARCENY	0	1	1	2	0	2	10	16	7	-6	3
AUTO THEFT	4	2	3	11	8	11	47	50	36	-3	11
TOTAL PROPERTY	24	29	27	105	69	107	426	468	354	-9%	20%
TOTAL PART I	29	37	30	126	80	120	495	536	413	-8%	20%

Statistics are based on UCR criteria, not GA Criminal Code.

Difference from Last Year -41

Statistics are preliminary, based on RMS data at the time prepared, and are subject to change due to late reports, reclassifications, updated locations, etc.

Cell Shading: white is within 0.6 standard deviation of the mean; red is above; green is below.

* Rape Code 11A is the historical definition of rape (aka Legacy Rape); Rape Codes 11B and 11C are those moved from Part II to Part I in 2017.

Citizen Initiated Calls	Week Ending 05/06/17	Week Ending 04/29/17	Weekly Avg 2016	28-Day Ending 05/06/17	28-Day Ending 4/8/17	Avg 28-Day 2016	YTD 2017	YTD 2016	YTD 2015	Change 16 to 17	Change vs. 2015
Midnight Shift	66	56	82	273	303	330	1324	1383	1367	-59	-43
Day Shift	197	185	190	756	732	761	3295	3457	3366	-162	-71
Afternoon Shift	207	242	219	827	822	876	3610	3983	3807	-373	-197
TOTAL CITIZEN CFS	470	483	492	1856	1857	1966	8229	8823	8540	-6.7%	-3.6%
53S ShotSpotter Calls	1	1	3	5	15	12	53	65	20	-12	33
Sig 53 Shots Fired Calls	7	12	16	42	53	62	222	319	227	-97	-5

BEAT 51

Islands Precinct

Week Ending 05/06/17



	Last 4 Weeks				28 Days Ending 05/06/17	28 Day Average 2016	YTD 2017	YTD 2016	YTD 2015	Change 16 to 17	Change vs. 2015
	Ending 04/15/17	Ending 04/22/17	Ending 04/29/17	Ending 05/06/17							
HOMICIDE	0	0	0	2	2	0.2	2	2	0	0	2
RAPE (11A) *	0	0	0	0	0	0.2	0	0	0	0	0
RAPE (11B & 11C) *	0	0	0	0	0	0.2	0	1	0	-1	0
COMMERCIAL ROBBERY	1	0	1	0	2	0.4	9	0	0	9	9
STREET ROBBERY	0	1	0	1	2	1.5	3	9	8	-6	-5
RESIDENTIAL ROBBERY	0	0	0	0	0	0.3	0	0	2	0	-2
AGG ASSAULT w/ GUN	0	0	0	0	0	1.6	5	14	7	-9	-2
AGG ASSAULT w/o GUN	0	1	0	0	1	0.7	3	2	1	1	2
TOTAL VIOLENT	1	2	1	3	7	5.0	22	28	18	-21%	22%
COMMERCIAL BURGLARY	0	1	0	0	1	1.1	2	10	0	-8	2
RESIDENTIAL BURGLARY	0	1	1	1	3	6.8	19	37	14	-18	5
SUDDEN SNATCHING	0	0	0	0	0	0.2	0	0	0	0	0
SHOPLIFTING	5	4	5	4	18	13.7	70	64	67	6	3
THEFT FROM VEHICLE	4	0	1	2	7	5.7	37	26	21	11	16
THEFT FROM YARD	0	0	1	3	4	2.1	8	8	10	0	-2
THEFT FROM BLDG	0	0	0	0	0	4.1	12	15	18	-3	-6
OTHER LARCENY	0	1	0	0	1	0.5	2	2	0	0	2
AUTO THEFT	0	2	1	1	4	3.1	14	13	14	1	0
TOTAL PROPERTY	9	9	9	11	38	37.3	164	175	144	-6%	14%
TOTAL PART I	10	11	10	14	45	42.3	186	203	162	-8%	15%

Difference from Last Year -17

Statistics are based on UCR criteria, not GA Criminal Code.

* Rape Code 11A is the historical definition of rape (aka Legacy Rape); Rape Codes 11B and 11C are those moved from Part II to Part I in 2017.

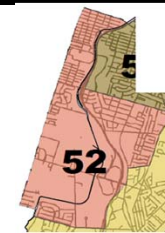
Statistics are preliminary, based on RMS data at the time prepared, and are subject to change due to late reports, reclassifications, updated locations, etc.

Shots Fired Calls	Week Ending 04/08/17	Week Ending 04/15/17	Week Ending 04/29/17	Week Ending 05/06/17	28 Days Ending 05/06/17	28 Day Average 2016	YTD 2017	YTD 2016	YTD 2015	Change 16 to 17	Change vs. 2015
53S ShotSpotter Calls	0	1	1	0	2	10.8	36	59	18	0%	0%
Sig 53 Shots Fired Calls	5	3	1	0	9	20.9	57	130	64	-56%	-11%

BEAT 52

Islands Precinct

Week Ending 05/06/17



	Last 4 Weeks				28 Days Ending 05/06/17	28 Day Average 2016	YTD 2017	YTD 2016	YTD 2015	Change 16 to 17	Change vs. 2015
	Ending 04/15/17	Ending 04/22/17	Ending 04/29/17	Ending 05/06/17							
HOMICIDE	0	0	0	0	0	0.2	0	1	0	-1	0
RAPE (11A) *	0	0	0	0	0	0.0	0	0	1	0	-1
RAPE (11B & 11C) *	0	0	0	0	0	0.3	1	2	1	-1	0
COMMERCIAL ROBBERY	0	0	0	0	0	0.2	0	2	0	-2	0
STREET ROBBERY	0	0	0	0	0	0.5	0	3	1	-3	-1
RESIDENTIAL ROBBERY	0	0	0	0	0	0.1	0	0	0	0	0
AGG ASSAULT w/ GUN	0	0	0	1	1	0.3	2	1	5	1	-3
AGG ASSAULT w/o GUN	0	0	0	0	0	0.5	4	2	2	2	2
TOTAL VIOLENT	0	0	0	1	1	2.1	7	11	10	-36%	-30%
COMMERCIAL BURGLARY	0	0	0	0	0	0.1	0	1	1	-1	-1
RESIDENTIAL BURGLARY	0	1	0	0	1	2.6	4	14	12	-10	-8
SUDDEN SNATCHING	0	0	0	0	0	0.2	1	0	0	1	1
SHOPLIFTING	0	0	0	0	0	0.2	0	1	0	-1	0
THEFT FROM VEHICLE	0	0	0	1	1	1.9	9	7	7	2	2
THEFT FROM YARD	0	0	0	0	0	0.7	2	2	5	0	-3
THEFT FROM BLDG	0	0	2	1	3	3.1	11	17	5	-6	6
OTHER LARCENY	0	0	0	0	0	0.2	2	1	1	1	1
AUTO THEFT	0	1	0	0	1	1.4	5	9	4	-4	1
TOTAL PROPERTY	0	2	2	2	6	10.3	34	52	35	-35%	-3%
TOTAL PART I	0	2	2	3	7	12.4	41	63	45	-35%	-9%

Difference from Last Year -22

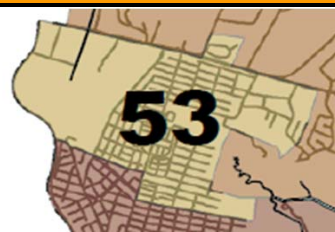
Statistics are based on UCR criteria, not GA Criminal Code.

* Rape Code 11A is the historical definition of rape (aka Legacy Rape); Rape Codes 11B and 11C are those moved from Part II to Part I in 2017.

Statistics are preliminary, based on RMS data at the time prepared, and are subject to change due to late reports, reclassifications, updated locations, etc.

Shots Fired Calls	Week Ending 04/08/17	Week Ending 04/15/17	Week Ending 04/29/17	Week Ending 05/06/17	28 Days Ending 05/06/17	28 Day Average 2016	YTD 2017	YTD 2016	YTD 2015	Change 16 to 17	Change vs. 2015
53S ShotSpotter Calls	2	0	0	0	2	0.0	1	0	0	0%	0%
Sig 53 Shots Fired Calls	0	0	2	3	5	6.3	38	25	38	52%	0%

BEAT 53
Islands Precinct
Week Ending 05/06/17



	Last 4 Weeks				28 Days Ending 05/06/17	28 Day Average 2016	YTD 2017	YTD 2016	YTD 2015	Change 16 to 17	Change vs. 2015
	Ending 04/15/17	Ending 04/22/17	Ending 04/29/17	Ending 05/06/17							
HOMICIDE	0	0	0	0	0	0.1	1	1	0	0	1
RAPE (11A) *	0	0	0	0	0	0.0	0	0	2	0	-2
RAPE (11B & 11C) *	0	0	0	0	0	0.0	1	0	0	1	1
COMMERCIAL ROBBERY	0	0	0	0	0	0.1	1	1	0	0	1
STREET ROBBERY	0	0	0	0	0	0.5	0	2	1	-2	-1
RESIDENTIAL ROBBERY	0	0	0	0	0	0.1	1	0	0	1	1
AGG ASSAULT w/ GUN	1	1	0	0	2	1.0	6	7	1	-1	5
AGG ASSAULT w/o GUN	0	1	1	0	2	0.6	3	4	1	-1	2
TOTAL VIOLENT	1	2	1	0	4	2.3	13	15	5	-13%	160%
COMMERCIAL BURGLARY	0	0	0	0	0	0.2	0	0	0	0	0
RESIDENTIAL BURGLARY	0	0	0	0	0	3.5	10	7	11	3	-1
SUDDEN SNATCHING	0	0	0	0	0	0.2	1	0	1	1	0
SHOPLIFTING	0	0	1	0	1	0.9	9	4	1	5	8
THEFT FROM VEHICLE	0	1	1	1	3	2.7	8	7	4	1	4
THEFT FROM YARD	0	0	1	0	1	1.5	3	6	6	-3	-3
THEFT FROM BLDG	1	0	0	0	1	2.5	6	11	10	-5	-4
OTHER LARCENY	0	0	1	0	1	0.3	3	1	0	2	3
AUTO THEFT	0	0	0	2	2	1.8	9	6	4	3	5
TOTAL PROPERTY	1	1	4	3	9	13.6	49	42	37	17%	32%
TOTAL PART I	2	3	5	3	13	15.9	62	57	42	9%	48%

Difference from Last Year 5

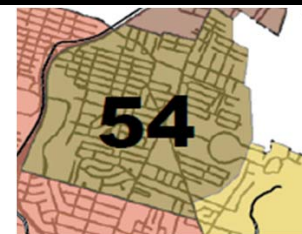
Statistics are based on UCR criteria, not GA Criminal Code.

* Rape Code 11A is the historical definition of rape (aka Legacy Rape); Rape Codes 11B and 11C are those moved from Part II to Part I in 2017.

Statistics are preliminary, based on RMS data at the time prepared, and are subject to change due to late reports, reclassifications, updated locations, etc.

Shots Fired Calls	Week Ending 04/08/17	Week Ending 04/15/17	Week Ending 04/29/17	Week Ending 05/06/17	28 Days Ending 05/06/17	28 Day Average 2016	YTD 2017	YTD 2016	YTD 2015	Change 16 to 17	Change vs. 2015
53S ShotSpotter Calls	0	0	0	1	1	0.8	16	6	1	0%	0%
Sig 53 Shots Fired Calls	6	3	2	2	13	15.0	48	82	47	-41%	2%

BEAT 54
Islands Precinct
Week Ending 05/06/17



	Last 4 Weeks				28 Days Ending 05/06/17	28 Day Average 2016	YTD 2017	YTD 2016	YTD 2015	Change 16 to 17	Change vs. 2015
	Ending 04/15/17	Ending 04/22/17	Ending 04/29/17	Ending 05/06/17							
HOMICIDE	0	0	0	0	0	0.1	0	0	2	0	-2
RAPE (11A) *	0	0	0	0	0	0.1	0	0	0	0	0
RAPE (11B & 11C) *	0	0	0	0	0	0.1	0	0	1	0	-1
COMMERCIAL ROBBERY	1	0	2	1	4	0.5	7	1	1	6	6
STREET ROBBERY	0	0	0	0	0	0.8	1	4	5	-3	-4
RESIDENTIAL ROBBERY	0	0	1	0	1	0.0	1	0	0	1	1
AGG ASSAULT w/ GUN	0	0	0	0	0	0.7	3	2	6	1	-3
AGG ASSAULT w/o GUN	0	0	3	0	3	0.6	4	3	1	1	3
TOTAL VIOLENT	1	0	6	1	8	2.8	16	10	16	60%	0%
COMMERCIAL BURGLARY	0	0	0	0	0	0.2	0	1	1	-1	-1
RESIDENTIAL BURGLARY	2	0	2	1	5	6.1	28	19	8	9	20
SUDDEN SNATCHING	0	0	0	0	0	0.0	1	0	1	1	0
SHOPLIFTING	1	3	0	0	4	2.0	7	11	5	-4	2
THEFT FROM VEHICLE	1	0	1	1	3	4.7	11	21	17	-10	-6
THEFT FROM YARD	1	1	1	0	3	1.0	8	2	3	6	5
THEFT FROM BLDG	0	2	0	0	2	2.2	7	10	8	-3	-1
OTHER LARCENY	0	0	0	0	0	0.2	1	1	2	0	-1
AUTO THEFT	1	1	0	1	3	2.8	11	15	9	-4	2
TOTAL PROPERTY	6	7	4	3	20	19.2	74	80	54	-8%	37%
TOTAL PART I	7	7	10	4	28	22.0	90	90	70	0%	29%

Difference from Last Year 0

Statistics are based on UCR criteria, not GA Criminal Code.

* Rape Code 11A is the historical definition of rape (aka Legacy Rape); Rape Codes 11B and 11C are those moved from Part II to Part I in 2017.

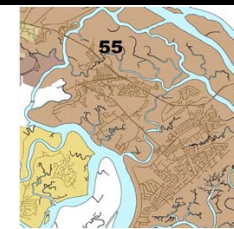
Statistics are preliminary, based on RMS data at the time prepared, and are subject to change due to late reports, reclassifications, updated locations, etc.

Shots Fired Calls	Week Ending 04/08/17	Week Ending 04/15/17	Week Ending 04/29/17	Week Ending 05/06/17	28 Days Ending 05/06/17	28 Day Average 2016	YTD 2017	YTD 2016	YTD 2015	Change 16 to 17	Change vs. 2015
53S ShotSpotter Calls	0	0	0	0	0	0.0	0	0	1	0%	0%
Sig 53 Shots Fired Calls	2	2	4	1	9	10.7	40	41	44	-2%	-9%

BEAT 55

Islands Precinct

Week Ending 05/06/17



	Last 4 Weeks				28 Days Ending 05/06/17	28 Day Average 2016	YTD 2017	YTD 2016	YTD 2015	Change 16 to 17	Change vs. 2015
	Ending 04/15/17	Ending 04/22/17	Ending 04/29/17	Ending 05/06/17							
HOMICIDE	0	0	0	0	0	0.0	0	0	1	0	-1
RAPE (11A) *	0	0	0	0	0	0.1	2	1	0	1	2
RAPE (11B & 11C) *	0	0	0	0	0	0.2	1	0	0	1	1
COMMERCIAL ROBBERY	0	0	0	0	0	0.1	1	1	0	0	1
STREET ROBBERY	0	0	0	0	0	0.1	1	1	2	0	-1
RESIDENTIAL ROBBERY	0	0	0	0	0	0.0	0	0	0	0	0
AGG ASSAULT w/ GUN	0	0	0	0	0	0.2	0	0	1	0	-1
AGG ASSAULT w/o GUN	0	0	0	0	0	0.5	3	1	0	2	3
TOTAL VIOLENT	0	0	0	0	0	1.1	8	4	4	100%	100%
COMMERCIAL BURGLARY	0	0	0	0	0	0.2	1	2	1	-1	0
RESIDENTIAL BURGLARY	2	4	7	1	14	4.0	22	13	15	9	7
SUDDEN SNATCHING	0	0	0	0	0	0.4	0	3	0	-3	0
SHOPLIFTING	2	1	1	1	5	6.1	16	31	11	-15	5
THEFT FROM VEHICLE	3	0	1	0	4	4.2	25	19	16	6	9
THEFT FROM YARD	2	1	0	0	3	2.6	9	8	9	1	0
THEFT FROM BLDG	0	1	0	1	2	3.7	13	16	18	-3	-5
OTHER LARCENY	0	0	0	0	0	1.1	1	10	3	-9	-2
AUTO THEFT	0	0	0	0	0	1.5	5	6	3	-1	2
TOTAL PROPERTY	9	7	9	3	28	23.8	92	108	76	-15%	21%
TOTAL PART I	9	7	9	3	28	24.9	100	112	80	-11%	25%

Difference from Last Year -12

Statistics are based on UCR criteria, not GA Criminal Code.

* Rape Code 11A is the historical definition of rape (aka Legacy Rape); Rape Codes 11B and 11C are those moved from Part II to Part I in 2017.

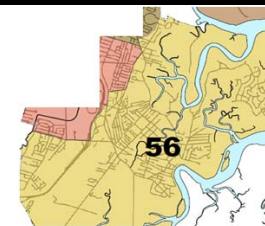
Statistics are preliminary, based on RMS data at the time prepared, and are subject to change due to late reports, reclassifications, updated locations, etc.

Shots Fired Calls	Week Ending 04/08/17	Week Ending 04/15/17	Week Ending 04/29/17	Week Ending 05/06/17	28 Days Ending 05/06/17	28 Day Average 2016	YTD 2017	YTD 2016	YTD 2015	Change 16 to 17	Change vs. 2015
53S ShotSpotter Calls	0	0	0	0	0	0.0	0	0	0	0%	0%
Sig 53 Shots Fired Calls	2	0	1	0	3	5.3	22	23	24	-4%	-8%

BEAT 56

Islands Precinct

Week Ending 05/06/17



	Last 4 Weeks				28 Days Ending 05/06/17	28 Day Average 2016	YTD 2017	YTD 2016	YTD 2015	Change 16 to 17	Change vs. 2015
	Ending 04/15/17	Ending 04/22/17	Ending 04/29/17	Ending 05/06/17							
HOMICIDE	0	0	0	0	0	0.0	1	0	0	1	1
RAPE (11A) *	0	0	0	0	0	0.0	0	0	0	0	0
RAPE (11B & 11C) *	0	0	0	0	0	0.0	0	0	0	0	0
COMMERCIAL ROBBERY	0	0	0	0	0	0.0	0	0	0	0	0
STREET ROBBERY	0	0	0	0	0	0.0	0	0	2	0	-2
RESIDENTIAL ROBBERY	0	1	0	0	1	0.0	1	0	1	1	0
AGG ASSAULT w/ GUN	0	0	0	0	0	0.3	1	0	2	1	-1
AGG ASSAULT w/o GUN	0	0	0	0	0	0.1	0	0	1	0	-1
TOTAL VIOLENT	0	1	0	0	1	0.4	3	0	6	#DIV/0!	-50%
COMMERCIAL BURGLARY	0	0	0	0	0	0.1	0	0	1	0	-1
RESIDENTIAL BURGLARY	1	0	0	2	3	1.2	6	4	3	2	3
SUDDEN SNATCHING	0	0	0	0	0	0.0	0	0	0	0	0
SHOPLIFTING	0	0	0	0	0	0.0	0	0	0	0	0
THEFT FROM VEHICLE	0	0	0	0	0	0.5	2	3	0	-1	2
THEFT FROM YARD	0	0	0	0	0	0.3	0	1	0	-1	0
THEFT FROM BLDG	0	0	0	0	0	0.2	1	1	1	0	0
OTHER LARCENY	0	0	0	0	0	0.2	1	1	1	0	0
AUTO THEFT	0	0	1	0	1	0.1	3	1	2	2	1
TOTAL PROPERTY	1	0	1	2	4	2.5	13	11	8	18%	63%
TOTAL PART I	1	1	1	2	5	2.9	16	11	14	45%	14%

Difference from Last Year 5

Statistics are based on UCR criteria, not GA Criminal Code.

* Rape Code 11A is the historical definition of rape (aka Legacy Rape); Rape Codes 11B and 11C are those moved from Part II to Part I in 2017.

Statistics are preliminary, based on RMS data at the time prepared, and are subject to change due to late reports, reclassifications, updated locations, etc.

Shots Fired Calls	Week Ending 04/08/17	Week Ending 04/15/17	Week Ending 04/29/17	Week Ending 05/06/17	28 Days Ending 05/06/17	28 Day Average 2016	YTD 2017	YTD 2016	YTD 2015	Change 16 to 17	Change vs. 2015
53S ShotSpotter Calls	0	0	0	0	0	0.0	0	0	0	0%	0%
Sig 53 Shots Fired Calls	0	0	2	1	3	4.0	17	18	10	-6%	70%



COMPSTAT WHITEFIELD PRECINCT Week Ending 05/06/17

PRECINCT COMMANDER:
LT. TORRENCE GARVIN



	Week Ending 05/06/17	Week Ending 04/29/17	Weekly Avg 2016	28-Day Ending 05/06/17	28-Day Ending 4/8/17	Avg 28-Day 2016	YTD 2017	YTD 2016	YTD 2015	Change 16 to 17	Change vs. 2015
HOMICIDE	0	0	0	0	1	0	2	2	0	0	2
RAPE (11A) *	0	0	0	0	1	0	1	2	2	-1	-1
RAPE (11B & 11C) *	0	0	0	0	0	0	4	1	1	3	3
COMMERCIAL ROBBERY	0	0	0	0	0	0	0	1	4	-1	-4
STREET ROBBERY	0	0	0	0	2	1	4	1	1	3	3
RESIDENTIAL ROBBERY	1	0	0	1	0	0	1	0	4	1	-3
AGG ASSAULT w/ GUN	0	0	0	0	1	1	3	8	4	-5	-1
AGG ASSAULT w/o GUN	0	0	0	1	0	1	1	8	3	-7	-2
TOTAL VIOLENT	1	0	1	2	5	4	16	23	19	-30%	-16%
COMMERCIAL BURGLARY	0	0	0	0	0	2	1	9	5	-8	-4
RESIDENTIAL BURGLARY	3	1	3	7	13	13	38	60	46	-22	-8
SUDDEN SNATCHING	0	0	0	0	1	1	1	0	0	1	1
SHOPLIFTING	5	5	2	11	10	9	48	44	75	4	-27
THEFT FROM VEHICLE	4	0	3	11	18	11	56	40	23	16	33
THEFT FROM YARD	2	1	1	5	3	5	18	15	15	3	3
THEFT FROM BLDG	2	1	1	9	7	6	25	27	25	-2	0
OTHER LARCENY	0	0	0	0	3	1	6	2	2	4	4
AUTO THEFT	0	0	1	1	0	4	11	13	8	-2	3
TOTAL PROPERTY	16	8	13	44	55	51	204	210	199	-3%	3%
TOTAL PART I	17	8	14	46	60	56	220	233	218	-6%	1%

Statistics are based on UCR criteria, not GA Criminal Code.

Difference from Last Year -13

Statistics are preliminary, based on RMS data at the time prepared, and are subject to change due to late reports, reclassifications, updated locations, etc.

Cell Shading: white is within 0.6 standard deviation of the mean; red is above; green is below.

* Rape Code 11A is the historical definition of rape (aka Legacy Rape); Rape Codes 11B and 11C are those moved from Part II to Part I in 2017.

Citizen Initiated Calls	Week Ending 05/06/17	Week Ending 04/29/17	Weekly Avg 2016	28-Day Ending 05/06/17	28-Day Ending 4/8/17	Avg 28-Day 2016	YTD 2017	YTD 2016	YTD 2015	Change 16 to 17	Change vs. 2015
Midnight Shift	26	25	34	101	131	138	553	550	0	3	553
Day Shift	88	90	101	370	405	403	1741	1689	0	52	1741
Afternoon Shift	93	93	102	383	349	407	1612	1723	0	-111	1612
TOTAL CITIZEN CFS	207	208	237	854	885	947	3906	3962	0	-1.4%	#DIV/0!
53S ShotSpotter Calls	0	0	0	5	0	0	0	0	0	0	0
Sig 53 Shots Fired Calls	6	3	5	42	18	18	82	70	56	12	26

BEAT 61
Whitefield Precinct
Week Ending 05/06/17

	Last 4 Weeks				28 Days Ending 05/06/17	28 Day Average 2016	YTD 2017	YTD 2016	YTD 2015	Change 16 to 17	Change vs. 2015
	Ending 04/15/17	Ending 04/22/17	Ending 04/29/17	Ending 05/06/17							
HOMICIDE	0	0	0	0	0	0.0	2	0	0	2	2
RAPE (11A) *	0	0	0	0	0	0.0	0	0	2	0	-2
RAPE (11B & 11C) *	0	0	0	0	0	0.2	0	1	1	-1	-1
COMMERCIAL ROBBERY	0	0	0	0	0	0.1	0	1	0	-1	0
STREET ROBBERY	0	0	0	0	0	0.2	2	0	1	2	1
RESIDENTIAL ROBBERY	0	0	0	0	0	0.0	0	0	3	0	-3
AGG ASSAULT w/ GUN	0	0	0	0	0	0.2	1	2	0	-1	1
AGG ASSAULT w/o GUN	0	0	0	0	0	0.5	0	3	1	-3	-1
TOTAL VIOLENT	0	0	0	0	0	1.1	5	7	8	-29%	-38%
COMMERCIAL BURGLARY	0	0	0	0	0	0.8	0	3	2	-3	-2
RESIDENTIAL BURGLARY	1	0	0	2	3	4.3	19	18	19	1	0
SUDDEN SNATCHING	0	0	0	0	0	0.2	0	0	0	0	0
SHOPLIFTING	0	1	5	5	11	7.7	45	36	69	9	-24
THEFT FROM VEHICLE	2	1	0	2	5	5.7	26	22	8	4	18
THEFT FROM YARD	1	0	0	1	2	2.8	10	7	5	3	5
THEFT FROM BLDG	2	0	0	1	3	2.8	10	13	10	-3	0
OTHER LARCENY	0	0	0	0	0	0.8	3	2	0	1	3
AUTO THEFT	0	1	0	0	1	1.4	2	3	3	-1	-1
TOTAL PROPERTY	6	3	5	11	25	26.3	115	104	116	11%	-1%
TOTAL PART I	6	3	5	11	25	27.5	120	111	124	8%	-3%

Difference from Last Year 9

Statistics are based on UCR criteria, not GA Criminal Code.

* Rape Code 11A is the historical definition of rape (aka Legacy Rape); Rape Codes 11B and 11C are those moved from Part II to Part I in 2017.

Statistics are preliminary, based on RMS data at the time prepared, and are subject to change due to late reports, reclassifications, updated locations, etc.

Shots Fired Calls	Week Ending 04/08/17	Week Ending 04/15/17	Week Ending 04/29/17	Week Ending 05/06/17	28 Days Ending 05/06/17	28 Day Average 2016	YTD 2017	YTD 2016	YTD 2015	Change 16 to 17	Change vs. 2015
53S ShotSpotter Calls	0	0	0	0	0	0.0	0	0	0	0%	0%
Sig 53 Shots Fired Calls	1	2	1	4	8	4.4	44	34	14	29%	214%

BEAT 62
Whitefield Precinct
Week Ending 05/06/17

	Last 4 Weeks				28 Days Ending 05/06/17	28 Day Average 2016	YTD 2017	YTD 2016	YTD 2015	Change 16 to 17	Change vs. 2015
	Ending 04/15/17	Ending 04/22/17	Ending 04/29/17	Ending 05/06/17							
HOMICIDE	0	0	0	0	0	0.2	0	2	0	-2	0
RAPE (11A) *	0	0	0	0	0	0.2	1	2	0	-1	1
RAPE (11B & 11C) *	0	0	0	0	0	0.3	4	0	0	4	4
COMMERCIAL ROBBERY	0	0	0	0	0	0.1	0	0	4	0	-4
STREET ROBBERY	0	0	0	0	0	0.4	2	1	0	1	2
RESIDENTIAL ROBBERY	0	0	0	1	1	0.2	1	0	1	1	0
AGG ASSAULT w/ GUN	0	0	0	0	0	1.0	2	6	4	-4	-2
AGG ASSAULT w/o GUN	0	1	0	0	1	0.9	1	5	2	-4	-1
TOTAL VIOLENT	0	1	0	1	2	3.2	11	16	11	-31%	0%
COMMERCIAL BURGLARY	0	0	0	0	0	1.2	1	6	3	-5	-2
RESIDENTIAL BURGLARY	0	2	1	1	4	8.6	19	42	27	-23	-8
SUDDEN SNATCHING	0	0	0	0	0	0.4	1	0	0	1	1
SHOPLIFTING	0	0	0	0	0	1.3	3	8	6	-5	-3
THEFT FROM VEHICLE	3	1	0	2	6	5.0	30	18	15	12	15
THEFT FROM YARD	1	0	1	1	3	2.3	8	8	10	0	-2
THEFT FROM BLDG	1	3	1	1	6	3.2	15	14	15	1	0
OTHER LARCENY	0	0	0	0	0	0.4	3	0	2	3	1
AUTO THEFT	0	0	0	0	0	2.4	9	10	5	-1	4
TOTAL PROPERTY	5	6	3	5	19	24.9	89	106	83	-16%	7%
TOTAL PART I	5	7	3	6	21	28.1	100	122	94	-18%	6%

Difference from Last Year -22

Statistics are based on UCR criteria, not GA Criminal Code.

* Rape Code 11A is the historical definition of rape (aka Legacy Rape); Rape Codes 11B and 11C are those moved from Part II to Part I in 2017.

Statistics are preliminary, based on RMS data at the time prepared, and are subject to change due to late reports, reclassifications, updated locations, etc.

Shots Fired Calls	Week Ending 04/08/17	Week Ending 04/15/17	Week Ending 04/29/17	Week Ending 05/06/17	28 Days Ending 05/06/17	28 Day Average 2016	YTD 2017	YTD 2016	YTD 2015	Change 16 to 17	Change vs. 2015
53S ShotSpotter Calls	0	0	0	0	0	0.0	0	0	0	0%	0%
Sig 53 Shots Fired Calls	1	3	2	2	8	13.8	38	36	42	6%	-10%